



# O/E/N 62

## HEAVY-DUTY POWER RELAY

- International Standard Foot Print
- Continuous Current Rating upto 30A
- High Capacity
- Dust Protected / Sealed
- UL Approved (E209843)

### SPECIFICATIONS

Contact Arrangement	: 1 Form A, 1 Form C
Contact Material	: Silver Alloy
Contact Rating	
Rated Voltage	: 230 VAC/24 VDC
Max. Switching Voltage	: 250 VAC
Max. Continuous	
Current at 230 VAC/24 VDC	
1 Form A	: 30 A
Motor load	: 2HP / 230 VAC
1 Form C	: 20 A (NO)/10 A (NC)
Max. Power Rating	: 7500 VA
Nominal Coil Power	: 0.93 W (approx)
Life Expectancy	
Electrical	: $10^5$ operations (20 A / 10 A)
	: $3 \times 10^4$ operations (30 A / 20 A)
Mechanical	: $10^7$ operations
Contact Resistance (Initial)	: 50 milli Ohms
Dielectric Strength	
Between Contact & Coil	: 4000 VRMS
Between Open Contacts	: 1500 VRMS
Insulation Resistance	: 100 MegaOhms at 500VDC, 25 <sup>o</sup> C, RH50
Operate time at	
Nominal Voltage	: 10 milli sec.(Typ)
Release time at	
Nominal Voltage	: 10 milli sec.(Typ)
Ambient Temperature	: -55 <sup>o</sup> C to +80 <sup>o</sup> C
Weight	: 26 gms (approx)

#### Typical applications

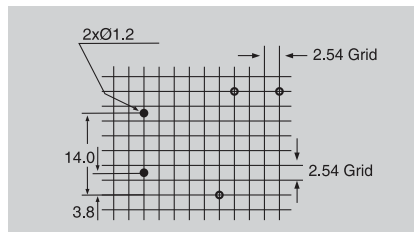
Air Conditioning Systems, Ventilation, Heater, Domestic Appliances, Security Systems, Power Conditioning Equipments etc.

All dimensions are in mm. Specifications subject to change without notice. Tolerance unless otherwise specified is  $\pm 10\%$ .

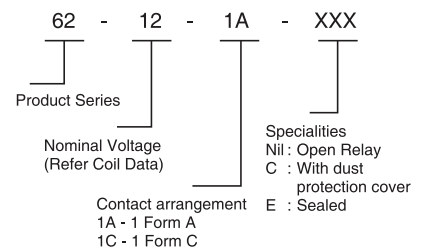
### COIL DATA

Nominal Voltage VDC	Pick-up Voltage VDC	Drop-out Voltage VDC	Coil Resistance Ohms $\pm 10\%$
5	3.75	0.5	27
6	4.50	0.6	40
9	6.75	0.9	97
12	9.00	1.2	155
18	13.50	1.8	380
24	18.00	2.4	660
48	36.00	4.8	2480

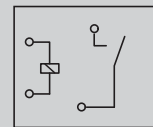
### DRILLING PATTERN



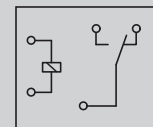
### HOW TO ORDER



### WIRING DIAGRAM



1 Form A



1 Form C

### DIMENSIONS

