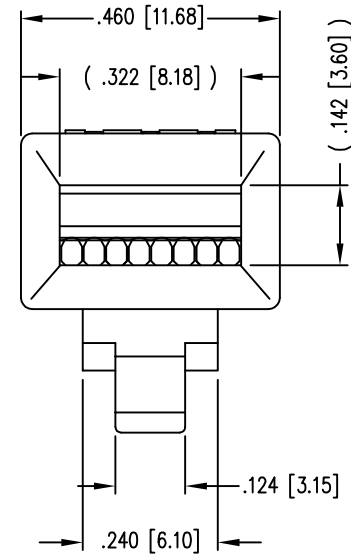
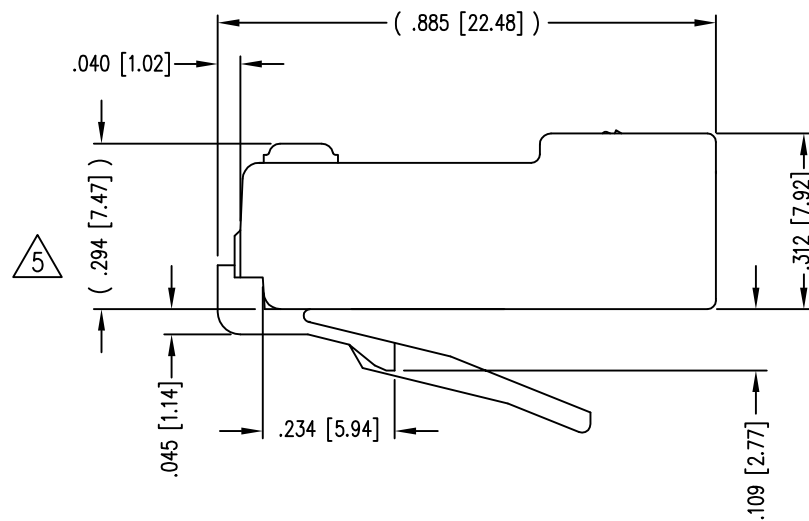
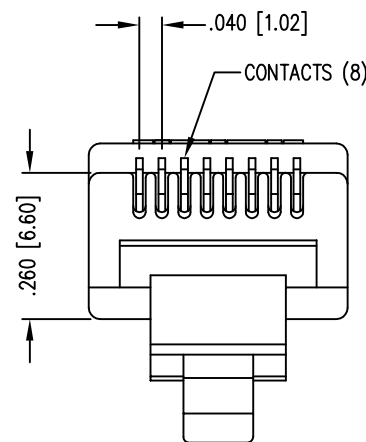
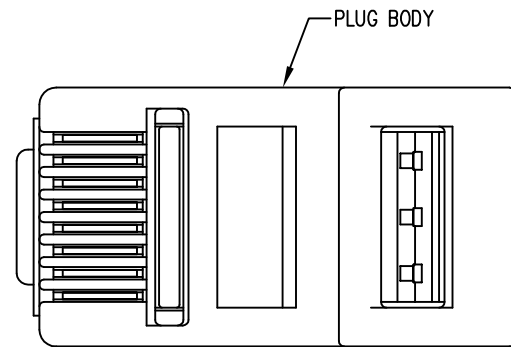


DATE	REV	ECN	APP'D. BY
1-14-05	A0	-	-
1-16-06	A1	7440	JM
5-22-12	A2	9474	SMN
1-5-15	A3	10168	TRM

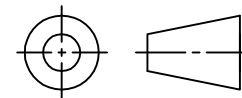


NOTES:

- 1- MATERIALS:
 PLUG BODY: POLYCARBONATE, UL 94-V0, CLEAR
 CONTACTS: PHOSPHOR BRONZE, SELECTIVE GOLD PLATING
- 2- CONTACTS TERMINATE SOLID OR STRANDED CONDUCTORS UP TO .031 [0.79] OUTSIDE DIAMETER OF INSULATION.
- 3- FOR PRODUCT SPECIFICATION SEE PRO26-01.
- 4- TOLERANCES COMPLY WITH F.C.C. DIMENSION REQUIREMENTS.
- 5 TERMINATED PLUG HEIGHT: .237 [6.02] ±.005 [0.13]

30 MICRO-INCHES [0.76um]	SS-30800-061
CONTACT PLATING IN MATING AREA	PART NUMBER

THIRD ANGLE PROJECTION



1118 Susquehanna Trail South
 Glen Rock, PA 17327-9199
 (717) 235-7512

<http://www.stewartconnector.com>

DO NOT SCALE DRAWING
 DRAWING IS SUBJECT TO CHANGE WITHOUT NOTICE

TITLE: EIGHT CONDUCTOR/EIGHT POSITION LINE CORD MODULE, CLEAR, FOR FLAT OR OVAL CABLE, FOR CONDUCTORS

DIMENSIONS: INCHES [METRIC]
 UNLESS OTHERWISE SPECIFIED TOLERANCES ARE ±.005 [0.13] ANGLES ARE ± 1°

THIS DRAWING AND THE SUBJECT MATTER SHOWN THEREON ARE CONFIDENTIAL AND THE PROPRIETARY PROPERTY OF STEWART CONNECTOR AND SHALL NOT BE REPRODUCED, COPIED, OR USED IN ANY MANNER WITHOUT PRIOR WRITTEN CONSENT OF STEWART CONNECTOR. THIS PRODUCT MAY BE PROTECTED BY ONE OR MORE OF THE FOLLOWING US PATENTS: 5628647 6402559 6409535 6524128 7753717 8033863 OTHER PATENTS MAY BE PENDING.

DRN BY: TRM	DATE 1-14-05
APPD BY: TRM	DATE 1-14-05
DWG NO. CT300284	REV. A3

SHEET NO. 1 OF 1

