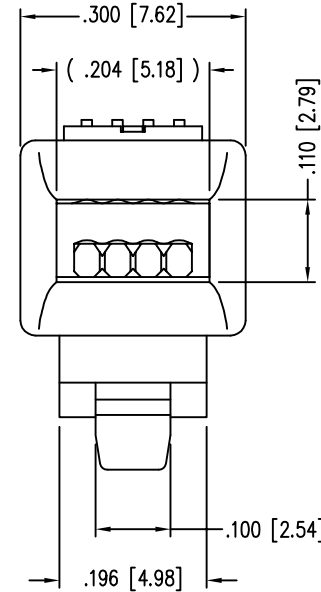
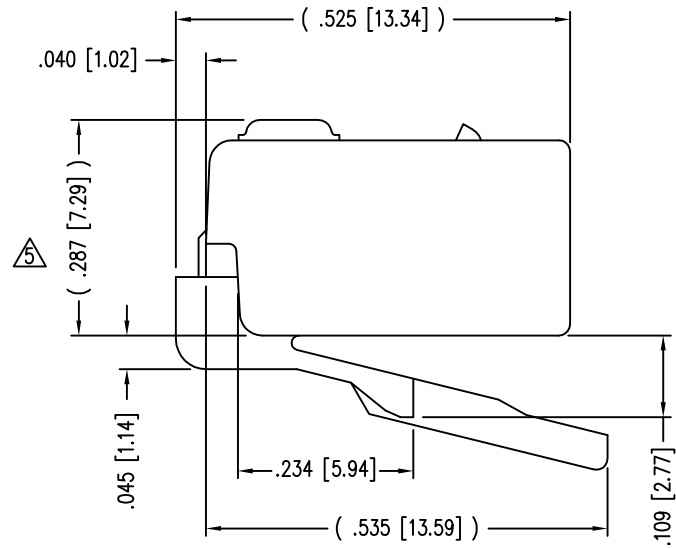
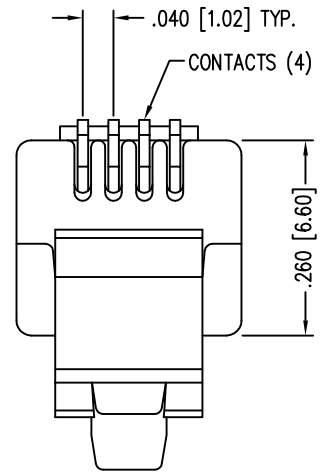
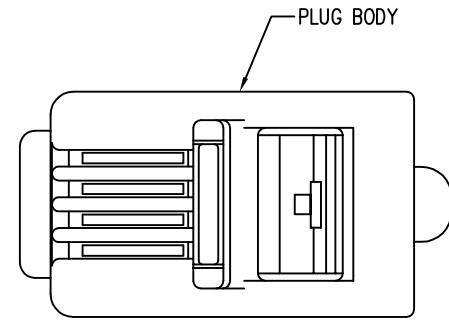


2

1

DATE	REV	ECN	APP'D. BY
3-3-06	A0	-	-
5-22-12	A1	9474	SMN
1-5-15	A2	10168	TRM



- NOTES:
 1- MATERIALS:
 PLUG BODY: POLYCARBONATE, UL 94-V0, CLEAR
 CONTACTS: PHOSPHOR BRONZE, SELECTIVE GOLD PLATING
 2- CONTACTS TERMINATE STRANDED CONDUCTORS UP TO .031 [0.787] OUTSIDE DIAMETER OF INSULATION.
 3- FOR PRODUCT SPECIFICATION SEE PR026-01.
 4- TOLERANCES COMPLY WITH F.C.C. DIMENSION REQUIREMENTS.
 △ TERMINATED PLUG HEIGHT: .237 [6.02] ±.005 [0.13]

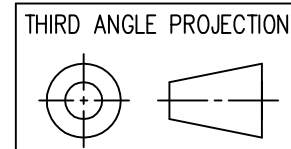
50 MICRO-INCHES [1.27um]	SS-30400-017
CONTACT PLATING IN MATING AREA	PART NUMBER

REV. 6/3/05

2

1

AutoCAD



1118 Susquehanna Trail South
Glen Rock, PA 17327-9199
(717) 235-7512
<http://www.stewartconnector.com>

DO NOT SCALE DRAWING
DRAWING IS SUBJECT TO CHANGE WITHOUT NOTICE

DIMENSIONS: INCHES [METRIC]

UNLESS OTHERWISE SPECIFIED
TOLERANCES ARE ±.005 [0.13]
ANGLES ARE ± 1°

SHEET NO. 1 OF 1

TITLE: FOUR CONDUCTOR, FOUR POSITION LINE CORD MODULE WITH LONG TAIL, COLOR: CLEAR

THIS DRAWING AND THE SUBJECT MATTER SHOWN THEREON ARE CONFIDENTIAL AND THE PROPRIETARY PROPERTY OF STEWART CONNECTOR AND SHALL NOT BE REPRODUCED, COPIED, OR USED IN ANY MANNER WITHOUT PRIOR WRITTEN CONSENT OF STEWART CONNECTOR. THIS PRODUCT MAY BE PROTECTED BY ONE OR MORE OF THE FOLLOWING US PATENTS: 5628647 6402559 6409535 6524128 7753717 8033863 OTHER PATENTS MAY BE PENDING.

DRN BY: TRM	DATE 3-3-06
APPD BY: DHG	DATE 3-3-06
DWG NO. CT300296	REV. A2

