

C310FC

3.6 mm x 10 mm Fast-acting, axial-leaded ceramic tube fuses



Product features

- Single cap, axial leaded, fast-acting fuse
- 3.6 x 10mm physical size
- Ceramic tube, nickel-plated brass endcap construction
- Tinned copper axial leads
- Designed to IEC60127-3, Sheet 3

Agency information

- cURus Approval: File E19180 Guide JDYX2/YX8
- TUV Approval: File No: J 50217156
- CQC: CQC12012069004
- KC: SU05030-12001A

Environmental data

- Terminal Strength: MIL-STD-202G Method 211A, Test Condition A
- Thermal Shock: MIL-STD-202G, Method 107G (Test Condition 5 cycles -40 °C to 85 °C)
- Resistance to Moisture: MIL-STD-202G, Method 106, Humidity 90~98%RH, Heat (+65 °C)
- Vibration: MIL-STD-202G, Method 201A (10~55 Hz) Condition A
- Salt Spray: MIL-STD-202G, Method 101D, Test Condition B
- Solderability: J-STD-002C, Test Method C1

Ordering

Specify packaging, product and option code (e.g., C310FC-2-TR1)

Amp Rating	Electrical Characteristics						
	1.5I _n	2.1I _n	2.75I _n		4I _n		10I _n
	Min	Max	Min	Max	Min	Max	Max
800mA~3.15A	1hour	30min	10ms	3sec	3ms	300ms	20ms

Specifications									
Catalog	Voltage	Interrupting Rating	Typical Cold	Typical	Max. Voltage	Agency Information			
Number	Rating Vac	@ 250 Vac (A)	Resistance (mΩ)*	Melting I ² t (A ² s)**	Drop (mV)***	cURus	TUV	CQC	KC
C310FC-800mA-R	250	35	70	0.56	180	X	X		
C310FC-1.5A-R	250	35	34.5	2.2	120	X	X	X	X
C310FC-2A-R	250	35	26	3.8	100	X	X	X	X
C310FC-3.15A-R	250	35	15	13.3	100	X	X	X	X

* Typical Cold Resistance (Measured at ≤10% of rated current).

** Typical Melting I²t (Tested at 10I_n).

*** Maximum Voltage Drop (Voltage drop was measured at +25 °C ambient temperature at rated current).

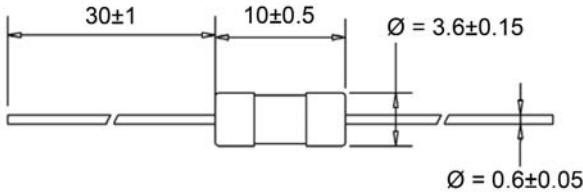


Powering Business Worldwide

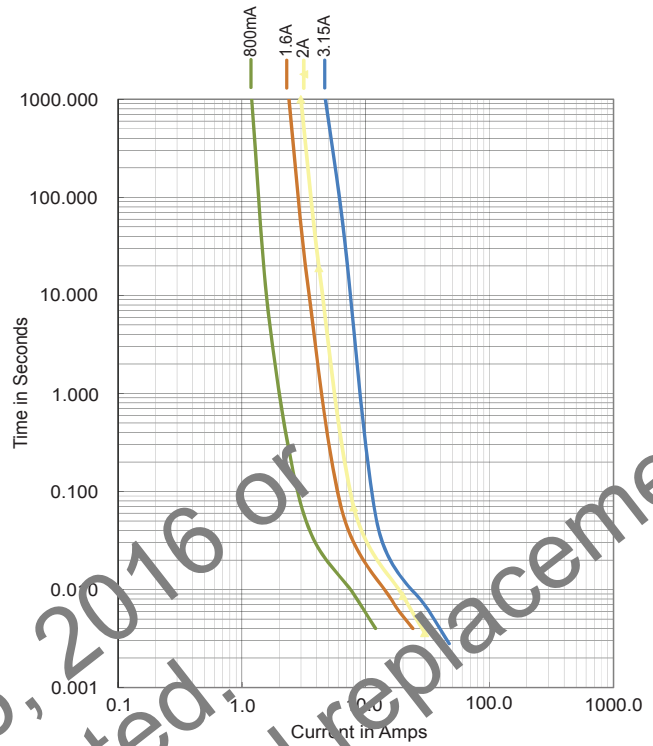
Discontinued June 16, 2016 or until inventory is depleted. There is no recommended replacement.

Dimensions - mm

Drawing Not to Scale

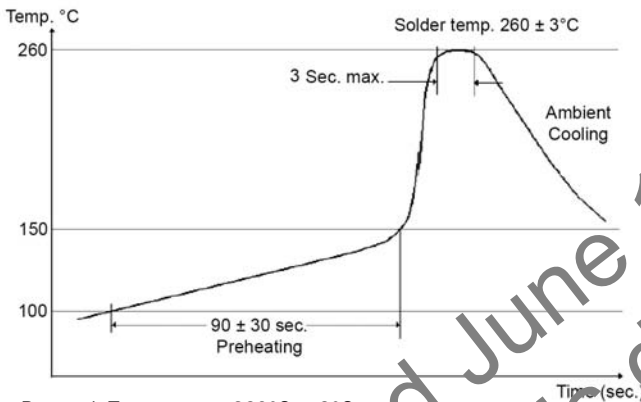


Time-Current Curves



Wave Soldering Parameters

Note: These devices are NOT recommended for IR or convection reflow processes.

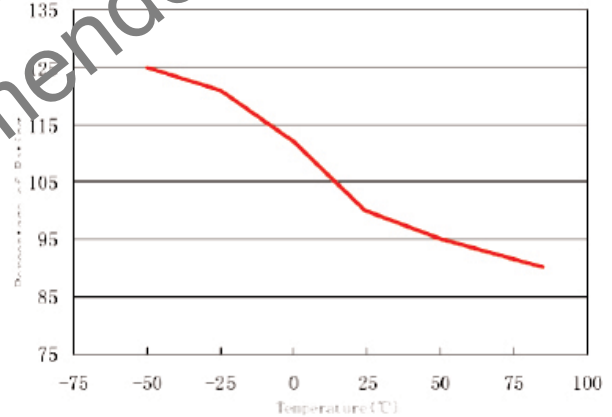


- Reservoir Temperature: 260°C ± 3°C
- Soldering Time: 3 seconds max.

Hand Solder Parameters (Not Recommended)

- Soldering Iron Tip Temperature: 350°C ± 5°C
- Heating Time: 4-5 seconds max.

Temperature Relating Curve



Packaging Code

Packaging Code Suffix	Description
-TR1	1500 Fuses on a reel, five (5) reels in one (1) carton

Life Support Policy: Eaton does not authorize the use of any of its products for use in life support devices or systems without the express written approval of an officer of the Company. Life support systems are devices which support or sustain life, and whose failure to perform, when properly used in accordance with instructions for use provided in the labeling, can be reasonably expected to result in significant injury to the user.

Eaton reserves the right, without notice, to change design or construction of any products and to discontinue or limit distribution of any products. Eaton also reserves the right to change or update, without notice, any technical information contained in this bulletin.

Eaton
Electronics Division
1000 Eaton Boulevard
Cleveland, OH 44122
United States
www.eaton.com/electronics

© 2017 Eaton
All Rights Reserved
Printed in USA
Publication No. 4415 BU-SB12692
August 2017

Eaton is a registered trademark.

All other trademarks are property of their respective owners.