

"High Frequency Ceramic Solutions"

1.2 GHz Low Pass Filter

P/N 1200LP41C0500

Detail Specification: 02/14/08

Page 1 of 2

General Specifications

Part Number	1200LP41C0500
Frequency (MHz)	950 - 1450
Insertion Loss	2.0 dB max.
Return Loss	8.5 dB min.
Ripple	0.25 max @ 1425-1450MHz (+25°C)
Attenuation (min.)	24 dB @ 1650 - 2150 MHz

Impedance	50 Ω
Operating Temperature	-40 to +85°C
Reel Quantity	2,000
Input Power	500 mW max.

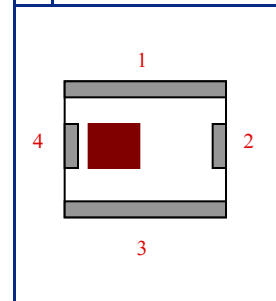
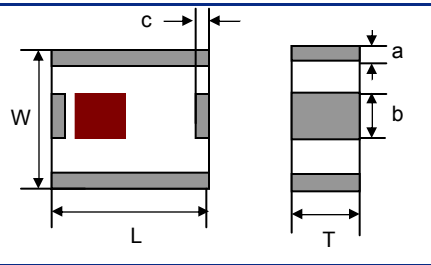
Termination Style	100% Tin	Suffix = "None"	eg. 1200LP41C0500
	Tin / Lead	Suffix = "/Pb"	eg. 1200LP41C0500/Pb

Terminal Configuration

No.	Function
1	GND
2	OUT
3	GND
4	IN

Mechanical Dimensions

	In	mm
L	0.126 ± 0.008	3.20 ± 0.20
W	0.098 ± 0.008	2.50 ± 0.20
T	0.059 ± 0.004	1.50 ± 0.10
a	0.016 ± 0.008	0.40 ± 0.20
b	0.024 ± 0.008	0.60 ± 0.20
c	0.012 ± 0.006	0.30 ± 0.15

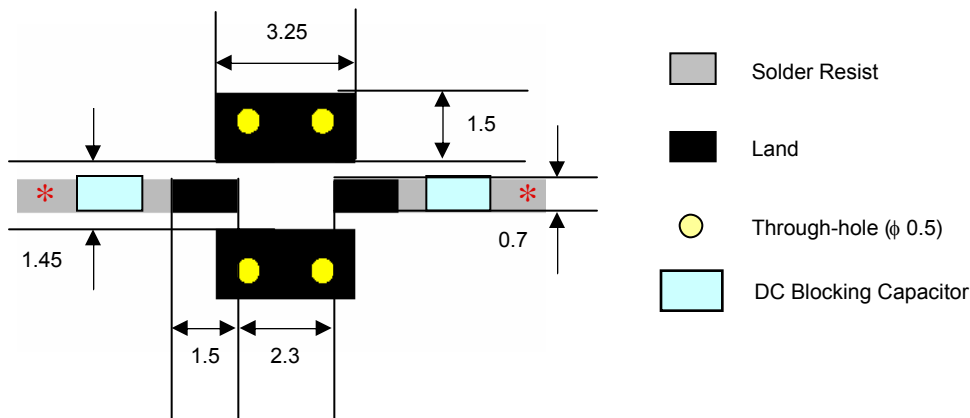


Mounting Considerations

Mount these devices with brown mark facing up.

Line width should be designed to provide 50Ω impedance matching characteristics.

Units: mm



Johanson Technology, Inc. reserves the right to make design changes without notice.

All sales are subject to Johanson Technology, Inc. terms and conditions.

"High Frequency Ceramic Solutions"

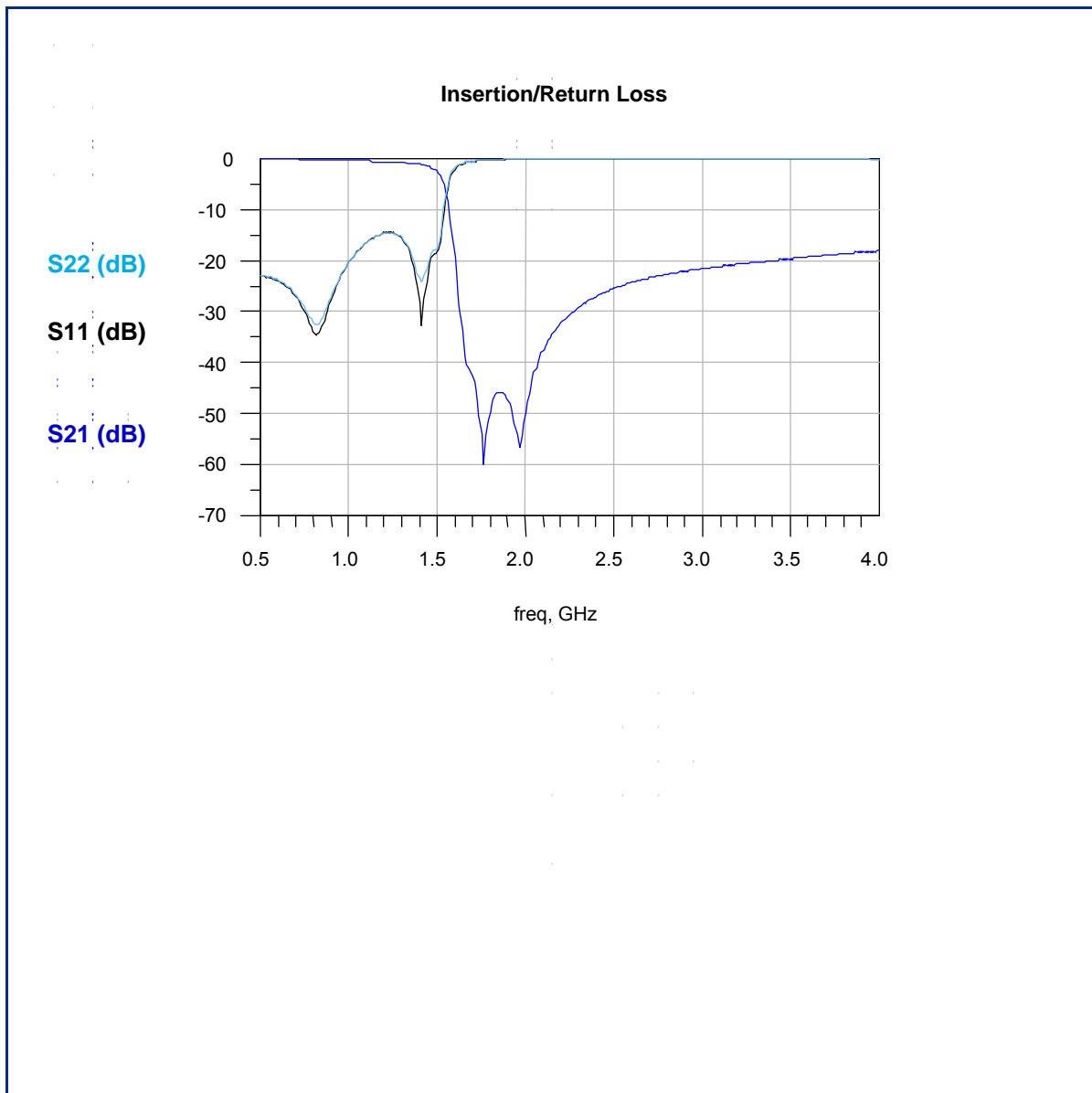
1.2 GHz Low Pass Filter

P/N 1200LP41C0500

Detail Specification: 02/14/08

Page 2 of 2

Typical Electrical Performance (T=25°C)



Johanson Technology, Inc. reserves the right to make design changes without notice.

All sales are subject to Johanson Technology, Inc. terms and conditions.



www.johansontechnology.com

4001 Calle Tecate • Camarillo, CA 93012 • TEL 805.389.1166 FAX 805.389.1821

2007 Johanson Technology, Inc. All Rights Reserved