

6

5

4

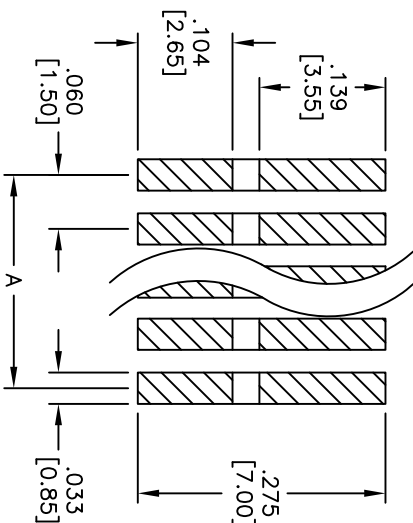
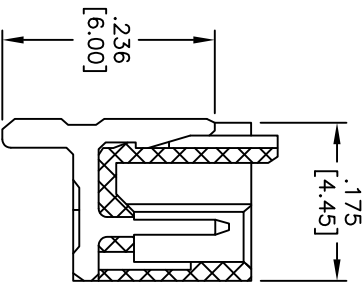
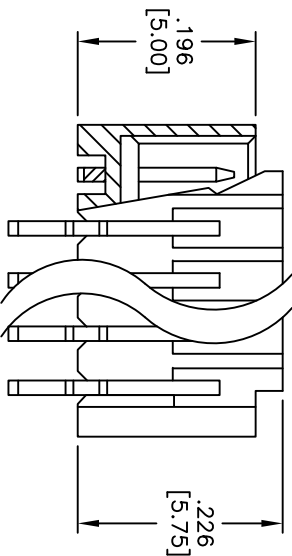
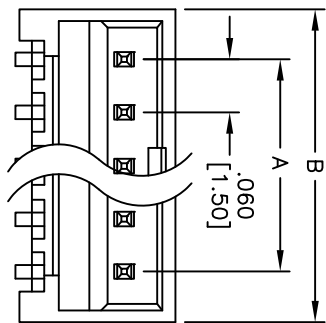
3

2

1

APPROVED: \_\_\_\_\_  
 DATE: \_\_\_\_\_ TITLE: \_\_\_\_\_

Rev	AWO #	Description	Date	Appr
-	7790	RELEASED	5/10/07	
A		REVISED SPEC.	2/22/12	



RECOMMENDED  
PCB LAYOUT

**SPECIFICATIONS:**

**Material:**

Insulator: Hi-temp thermoplastic, rated UL 94V-0

Insulator color: Natural

Contacts: Brass

**Plating:**

Tin over Nickel underplate overall

**Electrical:**

Operating voltage: 350 V AC/DC

Current rating: 3 V AC/DC

Contact resistance: 20 mohms max

Insulation resistance: 1000 Mohms min

Dielectric withstanding voltage: 500 VAC for 1 minute

**Temperature Rating:**

Operating temperature: -25°C to +85°C

Environmental:

Lead free, RoHS compliant.

Positions: 02 thru 15  
 A=.059 [1.50] X No. of (Positions -1)  
 B=.059 [1.50] X No. of (Positions -1) + .110 [2.80]

**ADAM TECH**

909 Rahway Avenue, Union, NJ 07083  
 Phone: 908-687-5000 Fax: 908-687-5710

TITLE: MX1.5mm WAFER 90°, SURFACE MOUNT  
 2 THRU 15 POSITIONS

UNLESS OTHERWISE SPECIFIED ALL DIMENSIONS ARE INCHES [MM] TOLERANCES: EXCEPT AS NOTED		INCHES		Holes	
.X	± .10	ØX	± .10		
.XX	± .020	ØXX	± .015		
.XXX	± .015	ØXXX	± .010		
APPROVALS		DATE			
DRAWN	BW	5/10/07			
CHECKED					
APPROVED					
SIZE	PART NO.	SCALE: NTS		REV.	
X	15SH-B-XX-TR-SMT			A	
REF:		SHEET 1 OF 1			

A

B

C

D

A

B

C

D

6

5

4

3

2

1