




Technical Data Sheet for RC6-4

Single-Stage Thermoelectric Module



NOMINAL PERFORMANCE IN NITROGEN

Hot Side Temperature (°C)	27	50
ΔT_{max} (°C):	65	73
Q _{max} (watts):	20	22
I _{max} (amps):	3.7	3.7
V _{max} (vdc):	8.2	9.2
AC Resistance (ohms):	1.8	--
Device ZT	0.74	--

PRODUCT FEATURES

- RoHS EU Compliant
- Rated operating temperature of 130°C.
- Ceramic Material: Aluminum Oxide
- Porch configuration for high strength lead wire connection.
- Superior nickel diffusion barriers on elements.
- High strength for rugged environment.
- RTV sealing option available.
- Lapped option available for multiple module applications.

ORDERING OPTIONS

Model Number	Description
RC6-4-01	Leadwires
RC6-4-01L	Leadwires, Lapped
RC6-4-01S	Leadwires, Sealed
RC6-4-01LS	Leadwires, Lapped, Sealed
RC6-4-02L	Lapped, Nail Head Leadwires
RC6-4-05	Leadwires, bent-leads

OPERATION CAUTIONS

For maximum reliability, storage and operation below 130°C in a non-condensing environment is recommended. To minimize thermal stress, use linear/proportional temperature control or a similar method rather than an ON/OFF method.

INSTALLATION

Recommended mounting method: Clamp with uniform pressure to a flat surface with thermal interface material. For additional information, please refer to our TEM Installation Guide.

II-VI Marlow – Dallas, TX USA
214-340-4900
877-627-5691
marlow.sales@ii-vi.com

Marlow Industries Europe
GmbH - Germany
+49 (0) 6150 5439 - 403
info@marlow-europe.eu

II-VI Japan Inc.
81 43 297 2693 (tel)
center@ii-vi.co.jp
www.ii-vi.co.jp

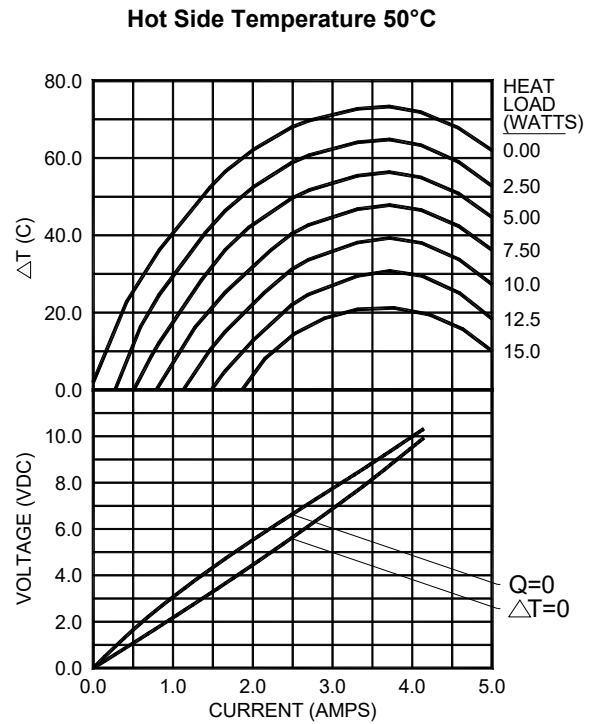
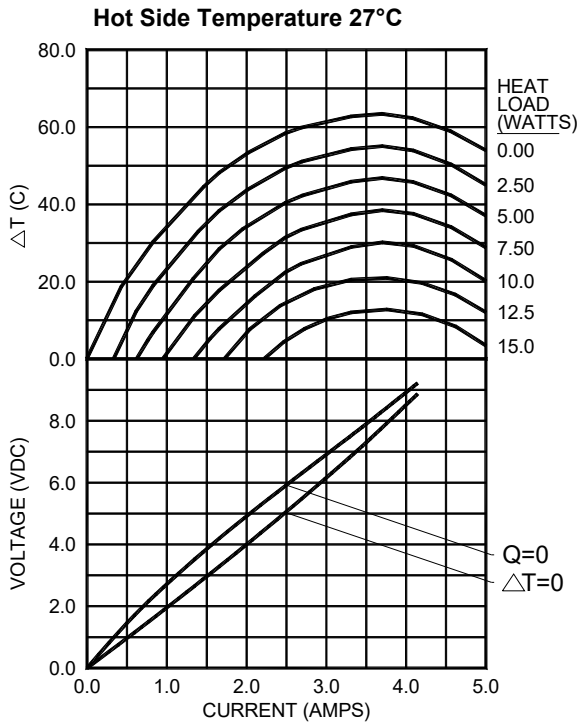
II-VI Singapore Pte., Ltd.
(65) 6481 8215 (tel)
info@ii-vi.com.sg

Marlow Industries China, II-VI
Technologies Beijing
86-10-643 98226
info@iivbj.com



THERMOELECTRIC COOLING PERFORMANCE CURVES

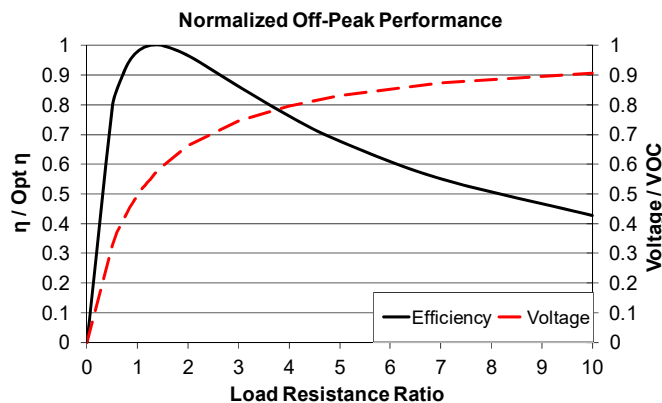
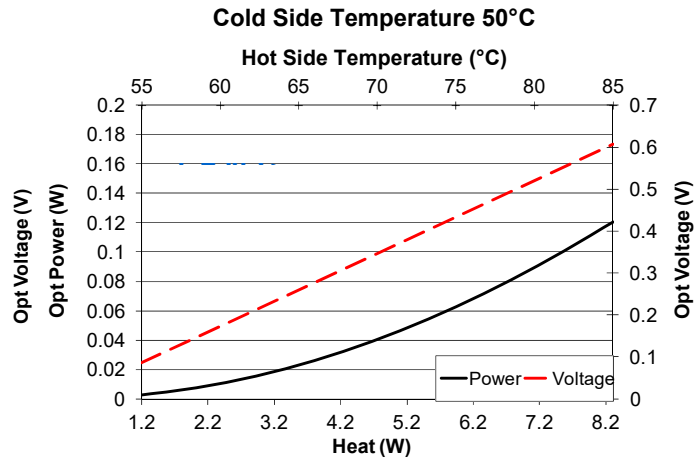
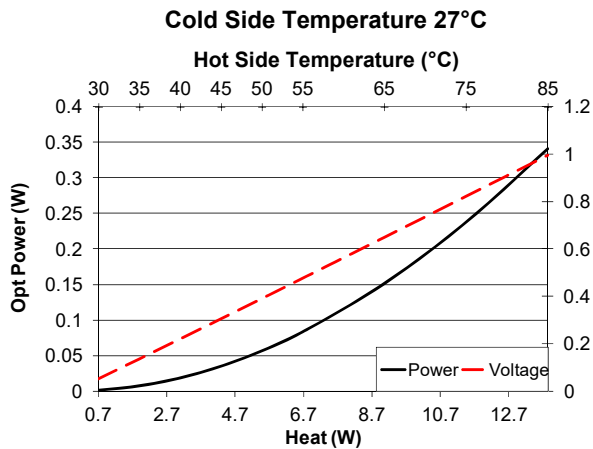
ENVIRONMENT: ONE ATMOSPHERE DRY NITROGEN



For performance information in a vacuum or with hot side temperatures other than 27°C or 50°C, contact one of our Applications Engineers at 877-627-5691.

POWER GENERATION PERFORMANCE CURVES

ENVIRONMENT: ONE ATMOSPHERE DRY NITROGEN

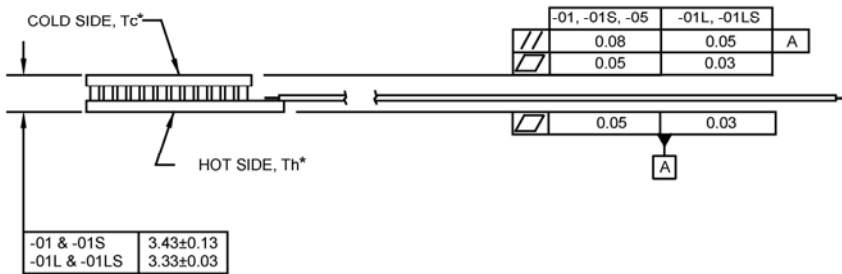
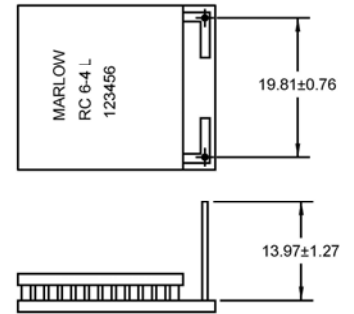
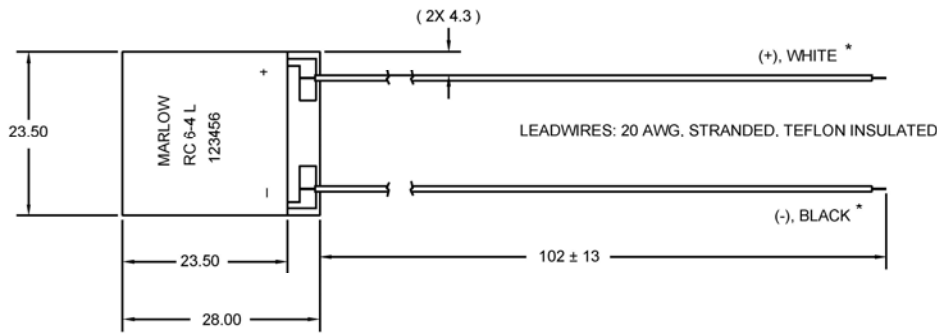


Hot Side Temperature (°C)	85	55	35
Cold Side Temperature (°C)	27	27	27
Optimum Efficiency, η (%)	2.46	1.24	0.36
Optimum Power (W)	0.341	0.083	0.007
Optimum Voltage (V)	0.996	0.475	0.134
Load Resistance for Opt η (Ω)	2.90	2.71	2.58
Open Circuit Voltage, VOC (V)	1.75	0.84	0.24
Short Circuit Current (A)	0.79	0.40	0.12
Thermal Resistance (°C/W)	4.18	4.19	4.18

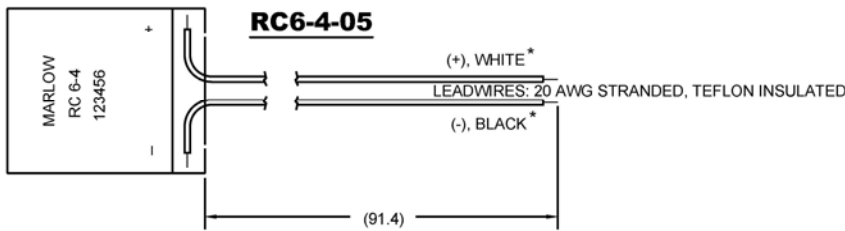
For performance information with hot side temperatures other than 27°C or 50°C, contact one of our Applications Engineers at 877-627-5691.



MECHANICAL CHARACTERISTICS

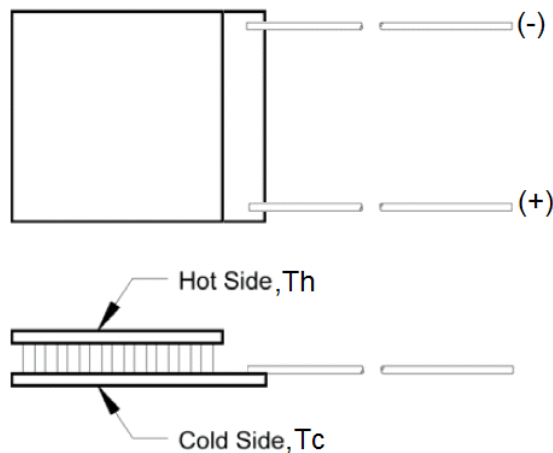


-02L



All units are in millimeters unless otherwise stated.

***NOTE: Cold side, hot side, positive lead, and negative lead are valid only for thermoelectric cooling. For power generation, refer to figure below:**



For customer support or general questions please contact a local office or visit our website at www.marlow.com. Marlow reserves the right to make product changes without notice.