

#### INTRODUCE:

HVGT high voltage silicon rectifier diodes is made of high quality silicon wafer chip and high reliability epoxy resin sealing structure, and through professional testing equipment inspection qualified after to customers.

#### FEATURES:

1. Low leakage.
2. Low forward voltage drop.
3. High current capability.
4. Conform to RoHS and SGS.
5. Epoxy resin molded in vacuumHave anticorrosion in the surface.

#### APPLICATIONS:

1. Rectifier for high voltage power supply.
2. High voltage transformer rectifier.
3. Doubler rectifier circuit.
4. Accelerator power supply.

#### MECHANICAL DATA:

1. Case: epoxy resin molding.
2. Terminal: welding axis.
3. Net weight: 0.4 grams (approx).

#### SHAPE DISPLAY:

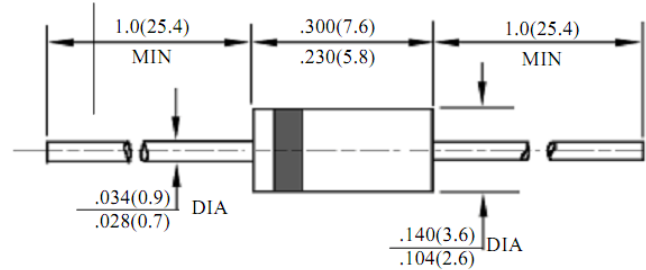


SIZE: (Unit:mm)

HVGT NAME: DO-15

#### DO-15 Series

Lead Diameter 0.9mm



Unit: inches / mm

#### MAXIMUM RATINGS AND CHARACTERISTICS: (Absolute Maximum Ratings)

Items	Symbols	Condition	Data Value	Units
Repetitive Peak Reverse Voltage	$V_{RRM}$	$T_A=25^{\circ}C$	4000	V
Maximum RMS Reverse Voltage	$V_{RMS}$	$T_A=25^{\circ}C$	2800	V
Maximum DC Blocking Voltage	$V_R$	$T_A=25^{\circ}C$	4000	V
Average Forward Current Maximum	$I_o$	$T_{OIL}=50^{\circ}C$	200	mA
Non-Repetitive Forward Surge Current	$I_{FSM}$	$T_A=25^{\circ}C$ ; 60Hz Half-Sine Wave; 8.3ms	30	A
Junction Temperature	$T_j$		150	$^{\circ}C$
Allowable Operation Case Temperature	$T_c$		-65~+150	$^{\circ}C$
Storage Temperature	$T_{STG}$		-65~+150	$^{\circ}C$

#### ELECTRICAL CHARACTERISTICS: $T_A=25^{\circ}C$ (Unless Otherwise Specified)

Items	Symbols	Condition	Data value	Units
Maximum Forward Voltage Drop	$V_{FM}$	at $25^{\circ}C$ ; at $I_{FAVM}$	5.0	V
Maximum Reverse Current	$I_{R1}$	at $25^{\circ}C$ ; at $V_{RRM}$	5.0	$\mu A$
	$I_{R2}$	at $100^{\circ}C$ ; at $V_{RRM}$	40	$\mu A$
Maximum Reverse Recovery Time	$T_{RR}$	at $25^{\circ}C$ ; $I_F=0.5I_R$ ; $I_R=I_{FAVM}$ ; $I_{RR}=0.25I_R$	--	nS
Junction Capacitance	$C_j$	at $25^{\circ}C$ ; $V_R=4.0V$ ; $f=1MHz$	30	pF

Fig 1

Forward Current Derating Curve

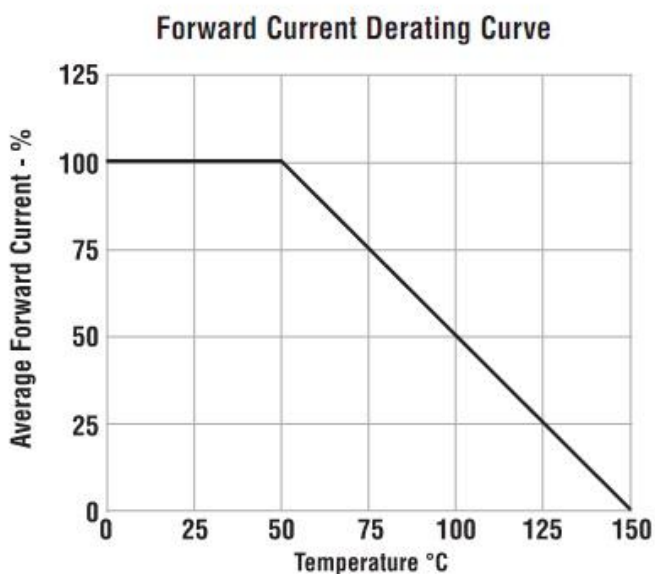
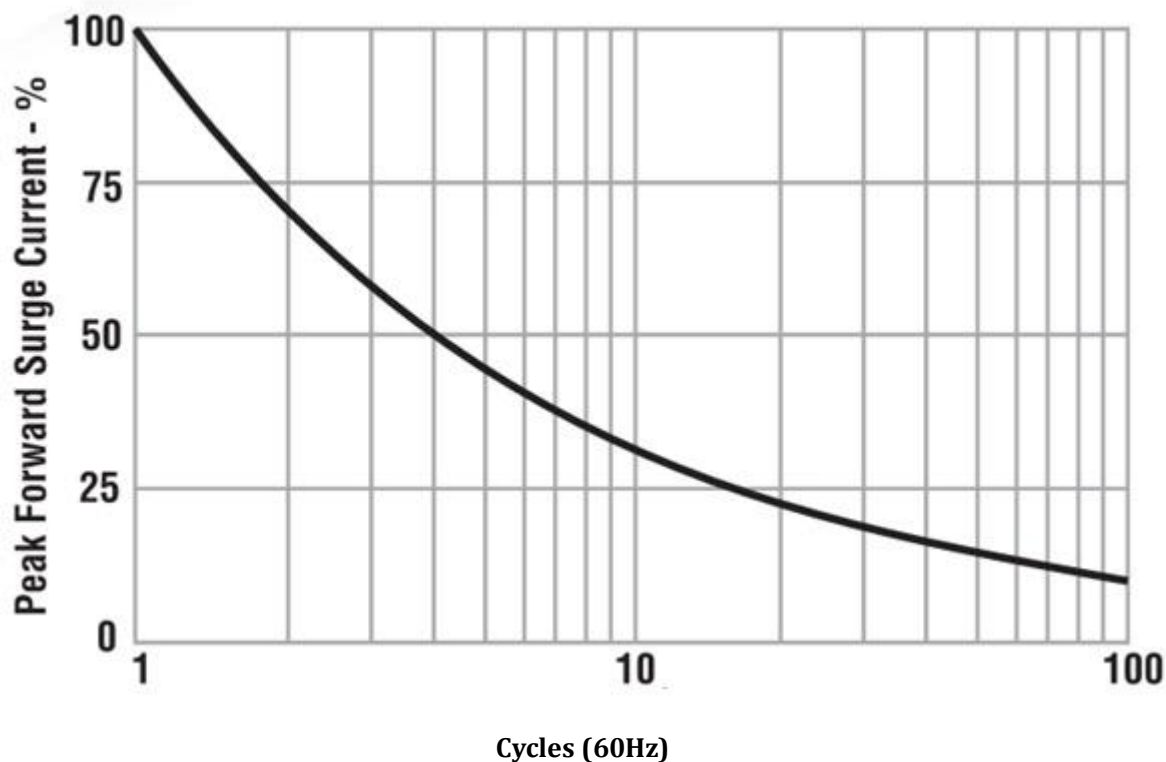


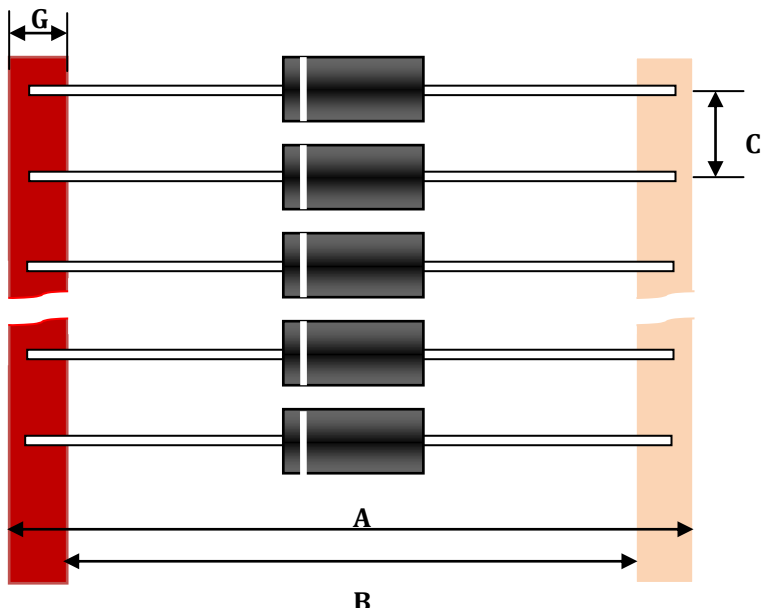
Fig 2

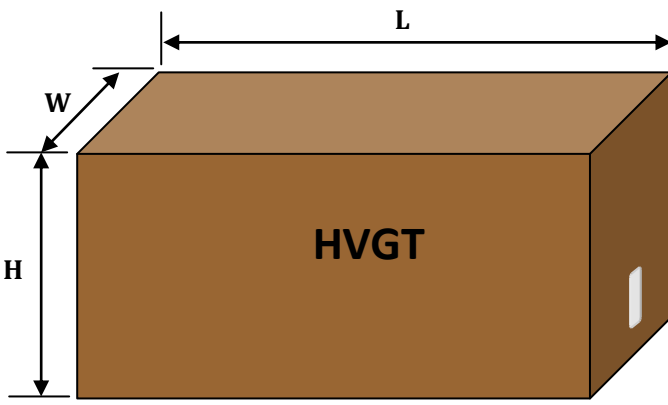
Non-Repetitive Surge Current



Marking	Type	Code	Cathode Mark
	R4000	R4000 HVGT	

**PACKING INFORMATION:**

Tape size:	
<p>A=65.0mm B=52.0mm C=5.0mm G=6.0mm</p>	

Carton packaging:	
	

Box	Box size: (mm)	Quantity of packing: (pcs)	Gross weight: (kg)
Minimum packing box:	L260 x H145 x W80	3,000	1.20
Outside packed cartons:	L415 x H315 x W275	30,000	12.80