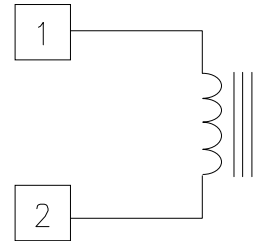


Through hole Self-Leaded Inductor 150 kHz

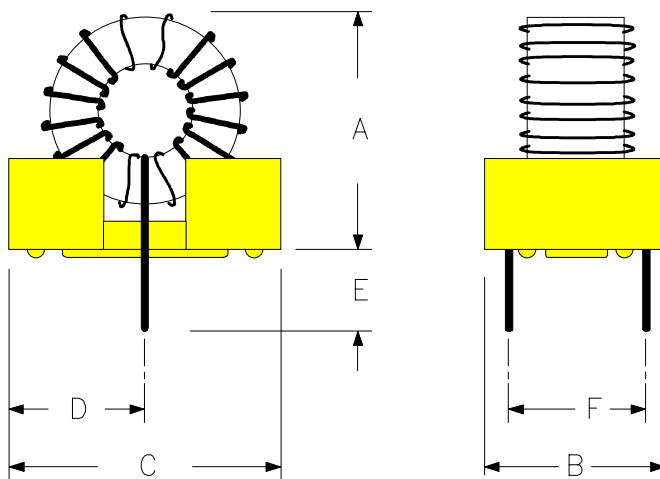
Electrical Specifications at 25°C. Operating Temp. Range: -30°C to +130°C

Part Number	L ⁽¹⁾ with DC (μ H)	I _{DC} ⁽¹⁾ (Amps)	E-T ⁽¹⁾ Product (V- μ s)	DCR max. (Ω)
L-20582	53	3.0	42.9	0.08

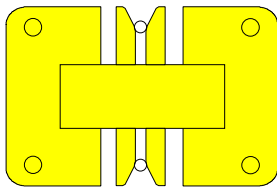
Schematic Diagram



- 1) Typical values for a 55°C Temperature rise at 150 kHz and E-T value above, the core loss is 10 % of copper loss.



	Min.	Typ.	Max.
A		.85 (21.6)	
B	.440 (11.18)		.460 (11.68)
C	.820 (20.83)		.840 (21.34)
D		.625 (15.88)	
E	.110 (2.79)		
F		.500 (12.70)	



RHOMBUS P/N: L-20582

CUST P/N:

NAME:

DATE: 7/30/96

SHEET: 1 OF 1