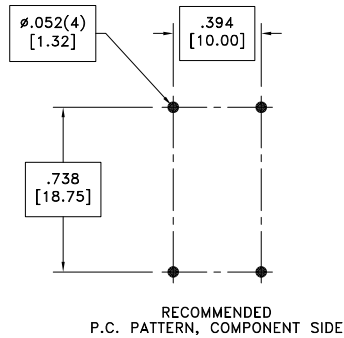
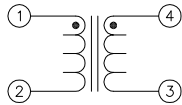
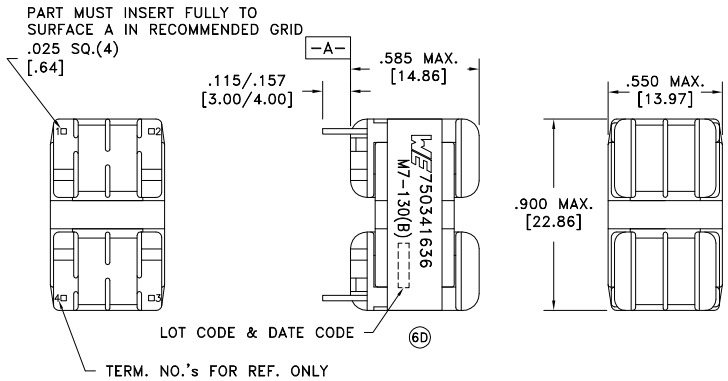


CUSTOMER TERMINAL	RoHS	LEAD(Pb)-FREE
Sn96%, Ag4%	Yes	Yes

more than you expect



⑥C ELECTRICAL SPECIFICATIONS @ 25°C unless otherwise noted:

PARAMETER	TEST CONDITIONS	VALUE
D.C. RESISTANCE	1-2 @20°C	0.950 ohms max.
D.C. RESISTANCE	4-3 @20°C	0.950 ohms max.
INDUCTANCE	1-2 10kHz, 50mVAC, Ls	20.0mH +60%/-30%
INDUCTANCE	4-3 10kHz, 50mVAC, Ls	20.0mH +60%/-30%
SATURATION CURRENT	tie(2+3), roll off 20% from initial	2.5A
LEAKAGE INDUCTANCE	tie(2+3), 10kHz, 50mVAC, Ls	580uH min.
DIELECTRIC	1-Core tie(1+4), 1875VAC, 1 second	1500VAC, 1 minute
⑥E DIELECTRIC	1-4 2514VAC, 1 second	2011VAC, 1 minute
⑥E TURNS RATIO	(1-2):(4-3)	1:1, ±2%

GENERAL SPECIFICATIONS:

OPERATING TEMPERATURE RANGE: -40°C to +125°C including temp rise.

Designed to meet UL Recognized Insulation System M7-130(B), E106391.

Current Rating: 0.78A

⑥E Designed to comply with UL1993 for 347VACrms or VDC.

⑥E Designed to comply with UL840 for 347VACrms or VDC for Overvoltage Category II and Pollution Degree II.

Wire insulation & RoHS status not affected by wire color.
 Wire insulation color may vary depending on availability.

REV.	DATE	Packaging Specifications	CONVENTION PLACEMENT
6E	1/16	Method: Tray	
6D	3/15	PKG-0822	
6C	10/13	www.we-online.com/midcom	
6B	6/13	SEE REVISION SHEET FOR REVISION LEVEL	

Tolerances unless otherwise specified:
 Angles: ±1° Decimals: ±.005 [.13]
 Fractions: ±1/64 Footprint: ±.001 [.03]

This drawing is dual dimensioned. Dimensions in brackets are in millimeters.

DRAWING TITLE
CMC

eiSos p/n: 750341636

PART NO.
750341636

SPECIFICATION SHEET 1 OF 2

⑥D/⑥B

