



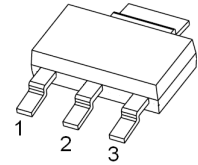
SOT-223 Plastic-Encapsulate Transistors

PZT3906 TRANSISTOR (PNP)

FEATURES

- Low Voltage and Low Current
- Complementary to PZT3904
- General Purpose Amplifier and Switch Application

SOT-223



1. BASE
2. COLLECTOR
3. EMITTER

MAXIMUM RATINGS ($T_a=25^{\circ}\text{C}$ unless otherwise noted)

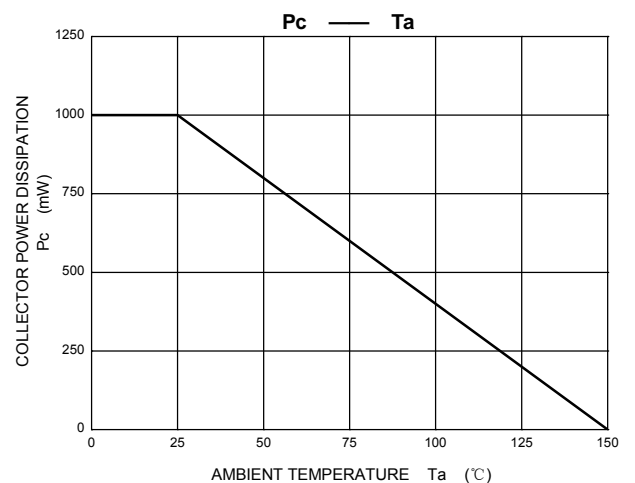
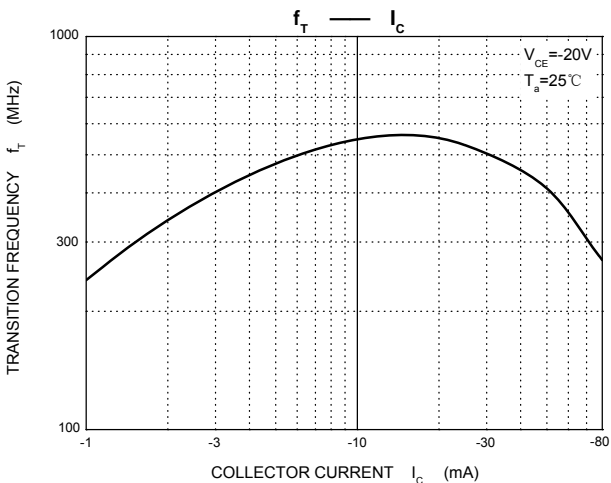
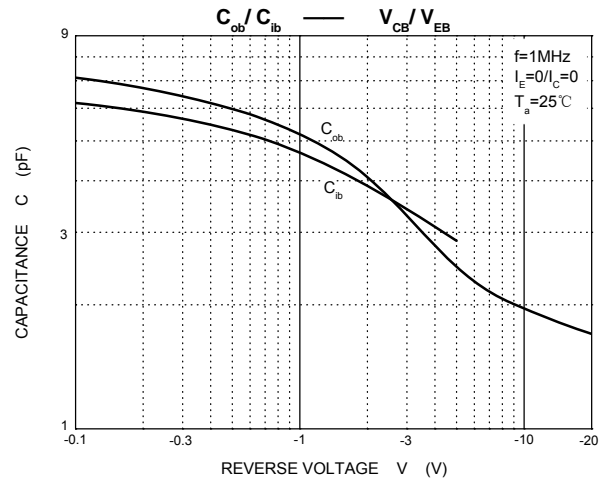
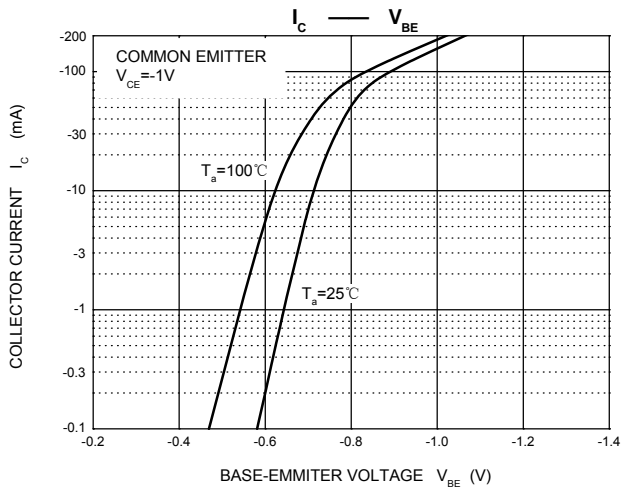
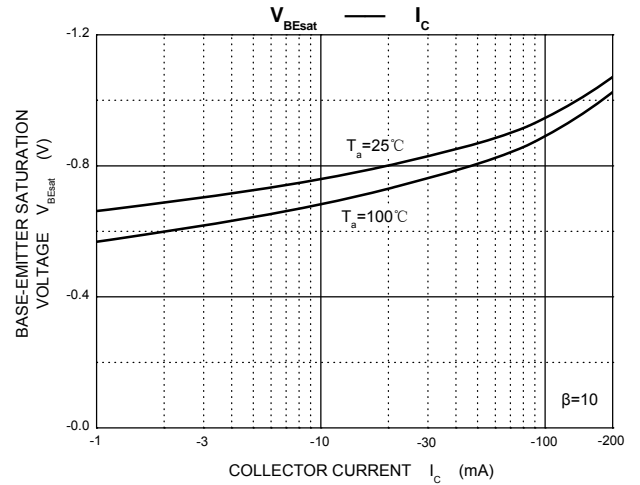
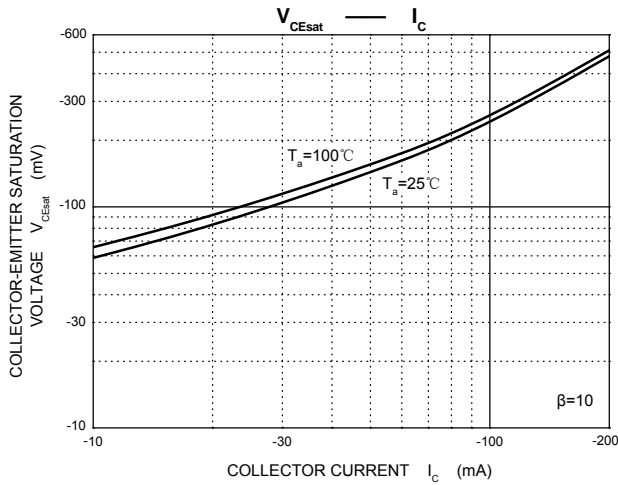
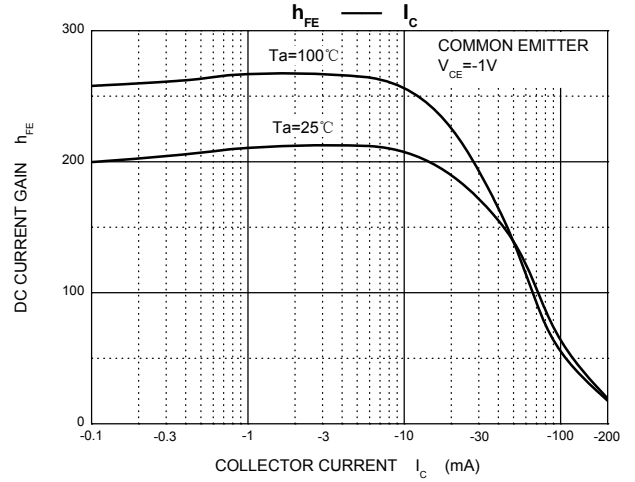
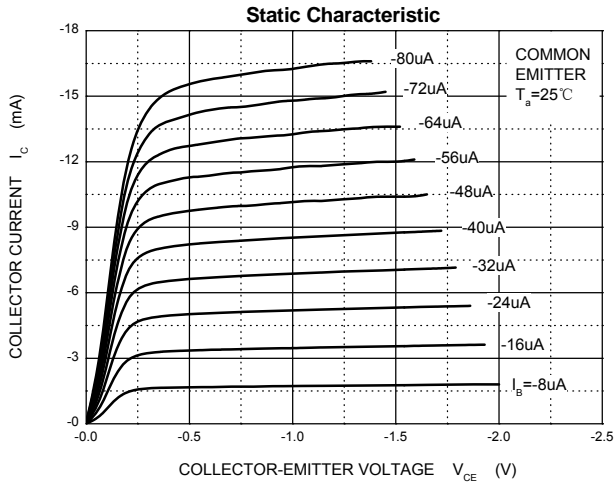
Symbol	Parameter	Value	Unit
V_{CB0}	Collector-Base Voltage	-40	V
V_{CEO}	Collector-Emitter Voltage	-40	V
V_{EBO}	Emitter-Base Voltage	-5	V
I_C	Collector Current	-200	mA
P_C	Collector Power Dissipation	1	W
$R_{\theta JA}$	Thermal Resistance From Junction To Ambient	125	$^{\circ}\text{C/W}$
T_j	Junction Temperature	150	$^{\circ}\text{C}$
T_{stg}	Storage Temperature	-55~+150	$^{\circ}\text{C}$

ELECTRICAL CHARACTERISTICS ($T_a=25^{\circ}\text{C}$ unless otherwise specified)

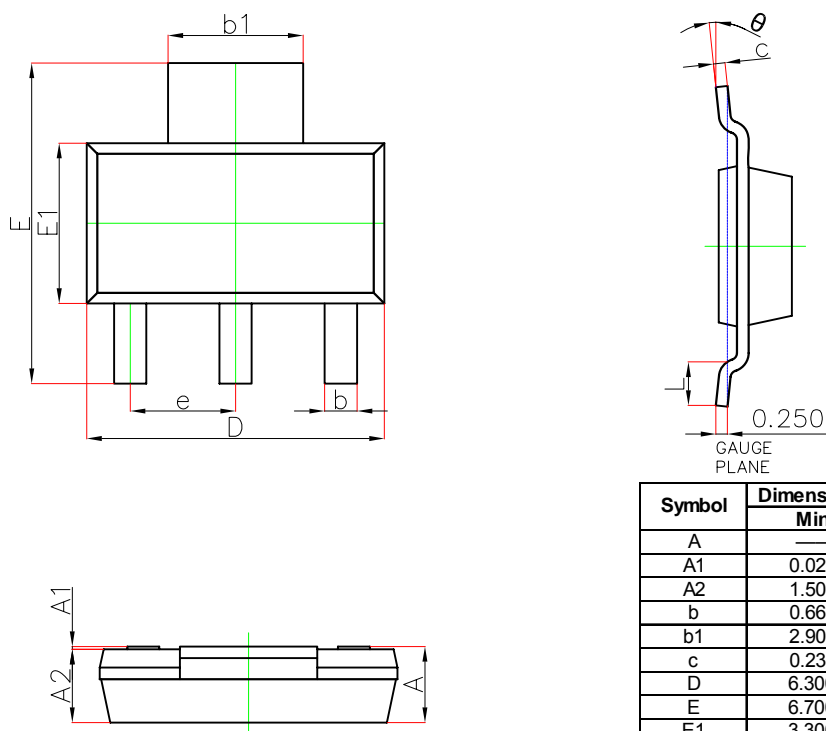
Parameter	Symbol	Test conditions	Min	Typ	Max	Unit
Collector-base breakdown voltage	$V_{(BR)CBO}^*$	$I_C=-0.01\text{mA}, I_E=0$	-40			V
Collector-emitter breakdown voltage	$V_{(BR)CEO}^*$	$I_C=-1\text{mA}, I_B=0$	-40			V
Emitter-base breakdown voltage	$V_{(BR)EBO}^*$	$I_E=0.01\text{mA}, I_C=0$	-5			V
Collector cut-off current	I_{CBO}	$V_{CB}=-30\text{V}, I_E=0$			-50	nA
Collector cut-off current	I_{CEO}	$V_{CE}=-30\text{V}, I_C=0$			-500	nA
Collector cut-off current	I_{CEX}	$V_{CE}=-30\text{V}, V_{BE(off)}=-3\text{V}$			-50	nA
DC current gain	$h_{FE(1)}^*$	$V_{CE}=-1\text{V}, I_C=-0.1\text{mA}$	60			
	$h_{FE(2)}^*$	$V_{CE}=-1\text{V}, I_C=-1\text{mA}$	80			
	$h_{FE(3)}^*$	$V_{CE}=-1\text{V}, I_C=-10\text{mA}$	100		300	
	$h_{FE(4)}^*$	$V_{CE}=-1\text{V}, I_C=-50\text{mA}$	60			
Collector-emitter saturation voltage	$V_{CE(sat)}^*$	$I_C=-10\text{mA}, I_B=-1\text{mA}$			-0.25	V
		$I_C=-50\text{mA}, I_B=-5\text{mA}$			-0.4	V
Base-emitter saturation voltage	$V_{BE(sat)}^*$	$I_C=-10\text{mA}, I_B=-1\text{mA}$	-0.65		-0.85	V
		$I_C=-50\text{mA}, I_B=-5\text{mA}$			-0.95	V
Transition frequency	f_T	$V_{CE}=-20\text{V}, I_C=-10\text{mA}, f=100\text{MHz}$	250			MHz
Collector output capacitance	C_{ob}	$V_{CB}=-5\text{V}, I_E=0, f=1\text{MHz}$			4.5	pF
Emitter input capacitance	C_{ib}	$V_{BE}=-0.5\text{V}, I_C=0, f=1\text{MHz}$			10	pF
Delay time	t_d	$V_{CC}=-3\text{V}, V_{BE(off)}=-0.5\text{V}, I_C=-10\text{mA}$			35	ns
Rise time	t_r		$I_{B1}=-I_{B2}=-1\text{mA}$			
Storage time	t_s	$V_{CC}=-3\text{V}, I_C=-10\text{mA}$			225	ns
Fall time	t_f		$I_{B1}=-I_{B2}=-1\text{mA}$			

*Pulse test: pulse width $\leq 300\mu\text{s}$, duty cycles $\leq 2.0\%$.

Typical Characteristics

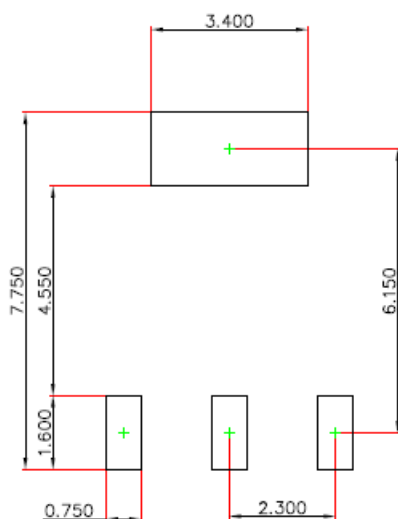


SOT-223 Package Outline Dimensions



Symbol	Dimensions In Millimeters		Dimensions In Inches	
	Min.	Max.	Min.	Max.
A	—	1.800	—	0.071
A1	0.020	0.100	0.001	0.004
A2	1.500	1.700	0.059	0.067
b	0.660	0.840	0.026	0.033
b1	2.900	3.100	0.114	0.122
c	0.230	0.350	0.009	0.014
D	6.300	6.700	0.248	0.264
E	6.700	7.300	0.264	0.287
E1	3.300	3.700	0.130	0.146
e	2.300(BSC)		0.091(BSC)	
L	0.750	—	0.030	—
θ	0°	10°	0°	10°

SOT-223 Suggested Pad Layout



Note:

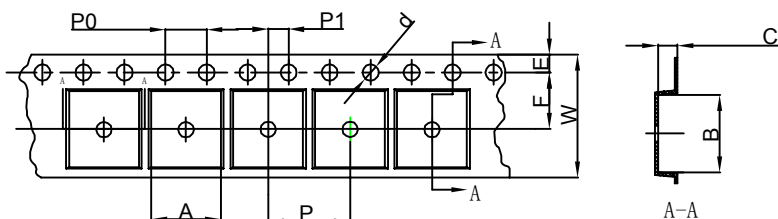
1. Controlling dimension: in millimeters.
2. General tolerance: $\pm 0.050\text{mm}$.
3. The pad layout is for reference purposes only.

NOTICE

JCET reserve the right to make modifications, enhancements, improvements, corrections or other changes without further notice to any product herein. JCET does not assume any liability arising out of the application or use of any product described herein.

SOT-223 Tape and Reel

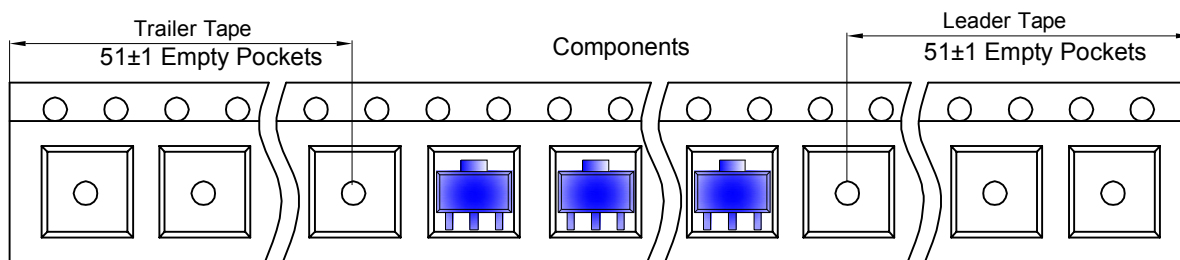
SOT-223 Embossed Carrier Tape



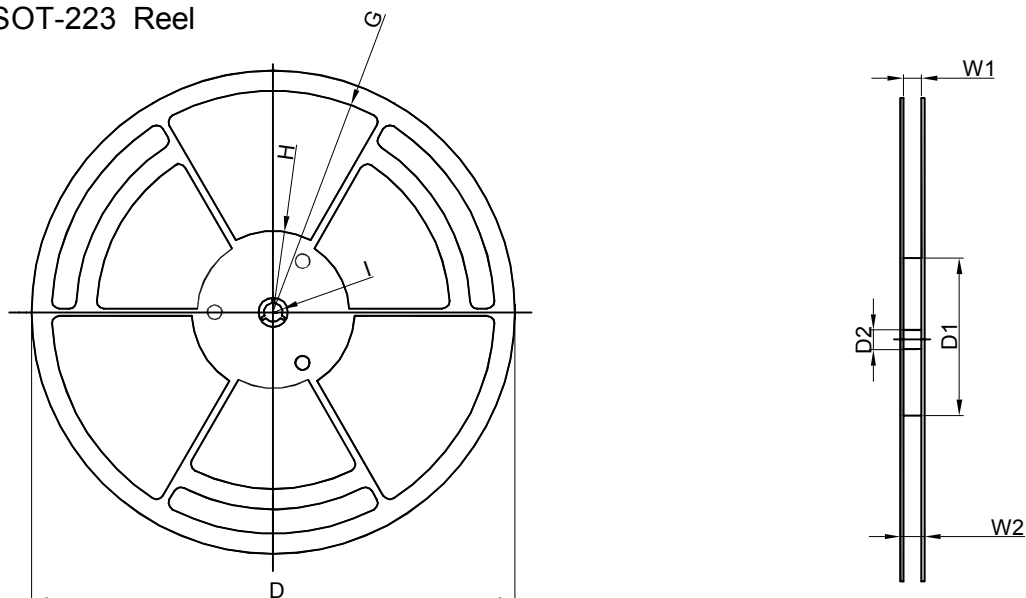
Packaging Description:
 SOT-223 parts are shipped in tape. The carrier tape is made from a dissipative (carbon filled) polycarbonate resin. The cover tape is a multilayer film (Heat Activated Adhesive in nature) primarily composed of polyester film, adhesive layer, sealant, and anti-static sprayed agent. These reeled parts in standard option are shipped with 2,500 units per 13" or 33.0cm diameter reel. The reels are clear in color and is made of polystyrene plastic (anti-static coated).

Dimensions are in millimeter										
Pkg type	A	B	C	d	E	F	P0	P	P1	W
SOT-223	6.765	7.335	1.88	Ø1.50	1.75	5.50	4.00	8.00	2.00	12.00

SOT-223 Tape Leader and Trailer



SOT-223 Reel



Dimensions are in millimeter								
Reel Option	D	D1	D2	G	H	I	W1	W2
13" Dia	Ø330.00	100.00	13.00	R151.00	R56.00	R6.50	12.40	17.60

REEL	Reel Size	Box	Box Size(mm)	Carton	Carton Size(mm)	G.W.(kg)
2,500 pcs	13 inch	2,500 pcs	336×336×48	20,000 pcs	445×355×365	