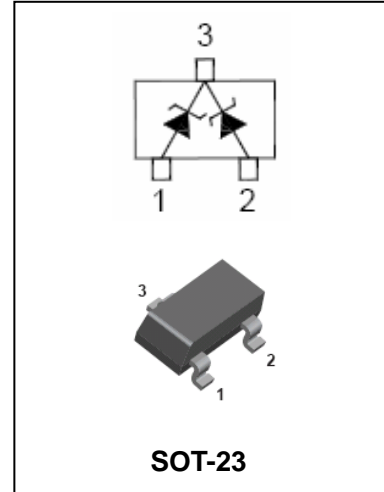


## SILICON PLANAR ZENER DIODES

### BZX84C2V4CC-BZX84C75CC

#### FEATURES

- Zener breakdown voltage range-2.4V to 75V.
- Package designed for optimal automated board assembly.
- Small package size for high density applications.



#### ORDERING INFORMATION

Type No.	Marking	Package Code
BZX84C2V4CC-BZX84C75CC	See Table on page2	SOT-23

#### MAXIMUM RATING @ Ta=25°C unless otherwise specified

Parameter	Symbol	Value	Unit
Power Dissipation	$P_d$	350	mW
Thermal Resistance, Junction to Ambient <sup>1)</sup>	$R_{\theta JA}$	417	°C/W
Operating and Storage Temperature Range	$T_j, T_{stg}$	-65 to+150	°C

<sup>1)</sup>Alumina=0.4\*0.3\*0.024 in,99.5% alumina

# Diode Semiconductor Korea

## SILICON PLANAR ZENER DIODES

### BZX84C2V4CC-BZX84C75CC

Electrical Characteristics @  $T_a=25^\circ\text{C}$  unless otherwise specified,  $V_F<0.9\text{V}$  at  $I_F=10$

Type	Marking Code	Zener Voltage Range <sup>1)</sup>				Dynamic Resistance	Reverse Leakage Current	
		Min	Nom	Max	$I_{ZT}(\text{mA})$	$Z_{ZT} \text{Max.}(\Omega)$	$I_R \text{Max}(\mu\text{A})$	at $V_R(\text{V})$
BZX84C2V4CC	JH	2.2	2.4	2.6	5	100	50	1
BZX84C2V7CC	JJ	2.5	2.7	2.9	5	100	20	1
BZX84C3V0CC	JK	2.8	3	3.2	5	95	10	1
BZX84C3V3CC	JM	3.1	3.3	3.5	5	95	5	1
BZX84C3V6CC	JN	3.4	3.6	3.8	5	90	5	1
BZX84C3V9CC	JP	3.7	3.9	4.1	5	90	3	1
BZX84C4V3CC	JR	4	4.3	4.6	5	90	3	1
BZX84C4V7CC	JX	4.4	4.7	5	5	80	3	2
BZX84C5V1CC	JY	4.8	5.1	5.4	5	60	2	2
BZX84C5V6CC	JZ	5.2	5.6	6	5	40	1	2
BZX84C6V2CC	KA	5.8	6.2	6.6	5	10	3	4
BZX84C6V8CC	KB	6.4	6.8	7.2	5	15	2	4
BZX84C7V5CC	KC	7	7.5	7.9	5	15	1	5
BZX84C8V2CC	KD	7.7	8.2	8.7	5	15	0.7	5
BZX84C9V1CC	KE	8.5	9.1	9.6	5	15	0.5	6
BZX84C10CC	KF	9.4	10	10.6	5	20	0.2	7
BZX84C11CC	KH	10.4	11	11.6	5	20	0.1	8
BZX84C12CC	KJ	11.4	12	12.7	5	25	0.1	8
BZX84C13CC	KK	12.4	13	14.1	5	30	0.1	8
BZX84C15CC	KM	14.3	15	15.8	5.0	30	0.1	10.5
BZX84C16CC	KN	15.3	16	17.1	5	40	0.05	11.2
BZX84C18CC	KP	16.8	18	19.1	5	45	0.05	12.6

# Diode Semiconductor Korea

## SILICON PLANAR ZENER DIODES

### BZX84C2V4CC-BZX84C75CC

Type	Marking Code	Zener Voltage Range <sup>1)</sup>				Dynamic Resistance	Reverse Leakage Current	
		Min	Nom	Max	I <sub>ZT</sub> (mA)	Z <sub>ZT</sub> Max.( $\Omega$ )	I <sub>R</sub> Max( $\mu$ A)	atV <sub>R</sub> (V)
BZX84C20CC	KR	18.8	20	21.2	5	55	0.05	14
BZX84C22CC	KX	20.8	22	23.3	5	55	0.05	15.4
BZX84C24CC	KY	22.8	24	25.6	5	70	0.05	16.8
BZX84C27CC	KZ	25.1	27	28.9	2	80	0.05	18.9
BZX84C30CC	MA	28	30	32	2	80	0.05	21
BZX84C33CC	MB	31	33	35	2	80	0.05	23.1
BZX84C36CC	MC	34	36	38	2	90	0.05	25.2
BZX84C39CC	MD	37	39	41	2	130	0.05	27.3
BZX84C43CC	ME	40	43	46	2	150	0.05	30.1
BZX84C47CC	MF	44	47	50	2	170	0.05	32.9
BZX84C51CC	MH	48	51	54	2	180	0.05	35.7
BZX84C56CC	MJ	52	56	60	2	200	0.05	39.2
BZX84C62CC	MK	58	62	66	2	215	0.05	43.4
BZX84C68CC	MM	64	68	72	2	240	0.05	47.6
BZX84C75CC	MN	70	75	79	2	255	0.05	52.5

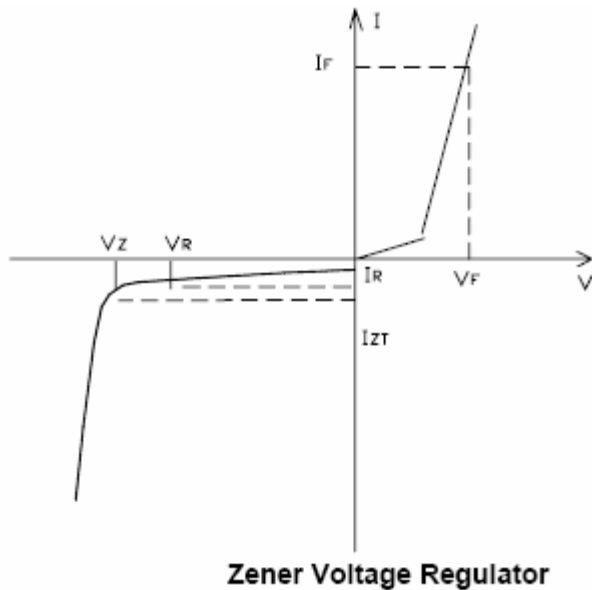
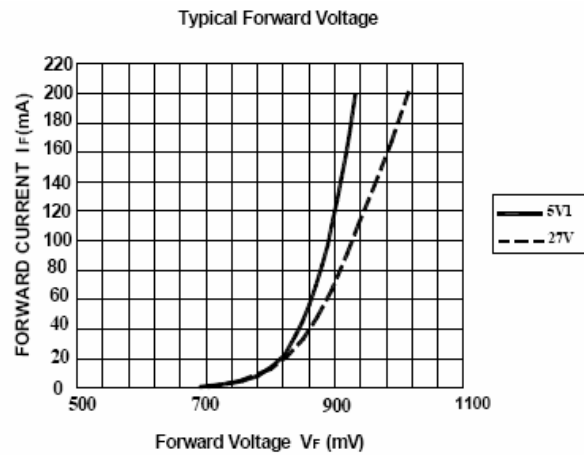
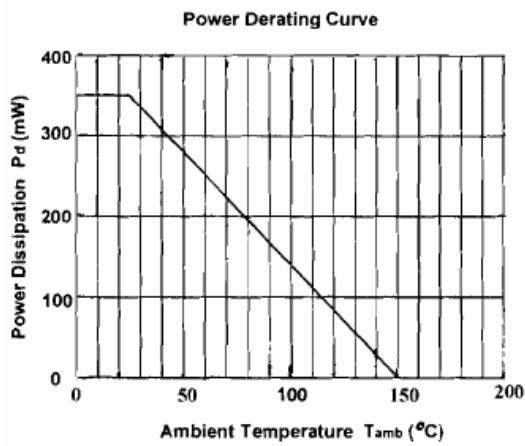
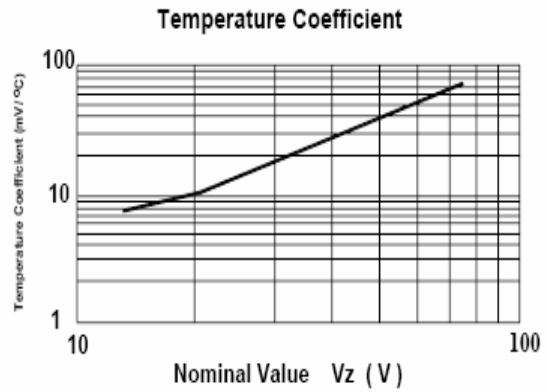
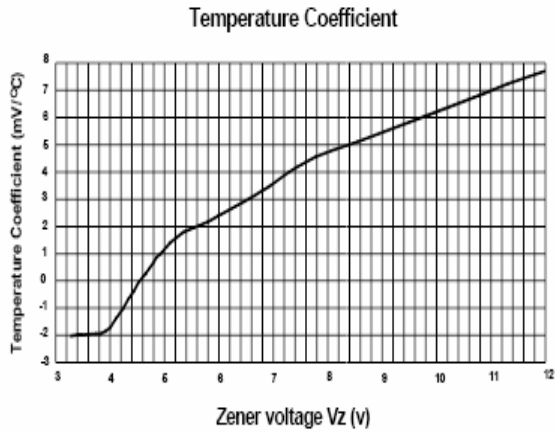
<sup>1)</sup>Tested with pulses tp=20ms

# Diode Semiconductor Korea

## SILICON PLANAR ZENER DIODES

### BZX84C2V4CC-BZX84C75CC

TYPICAL CHARACTERISTICS @  $T_a=25^\circ\text{C}$  unless otherwise specified



# Diode Semiconductor Korea

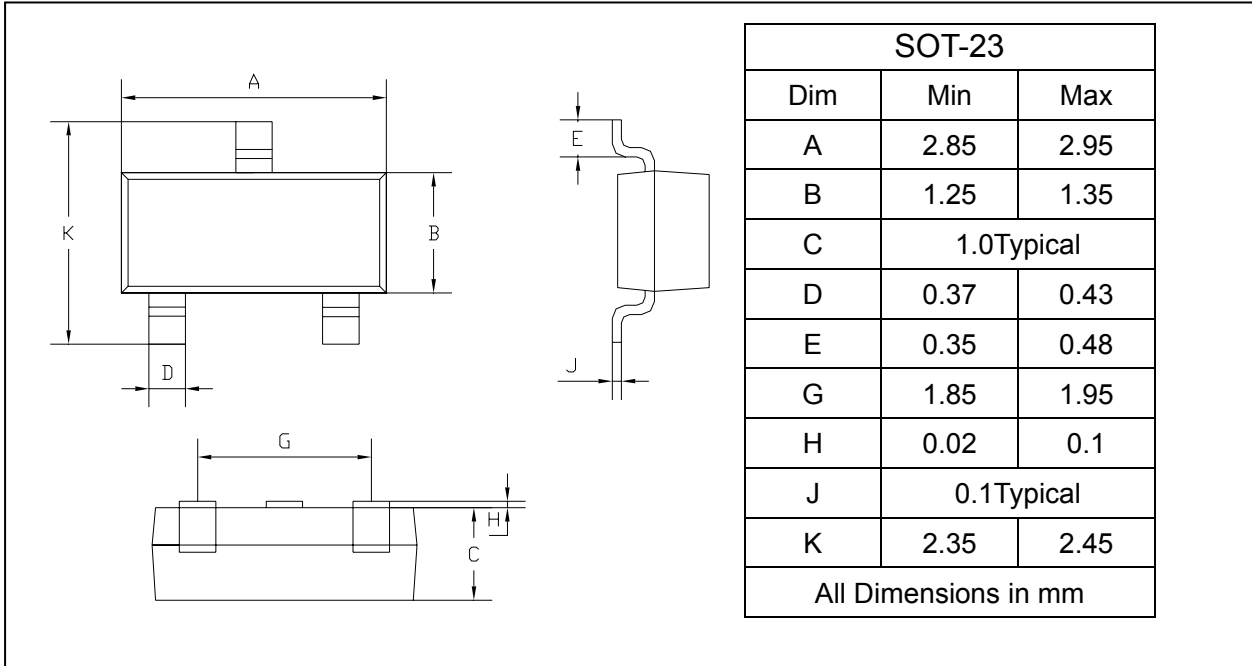
## SILICON PLANAR ZENER DIODES

### BZX84C2V4CC-BZX84C75CC

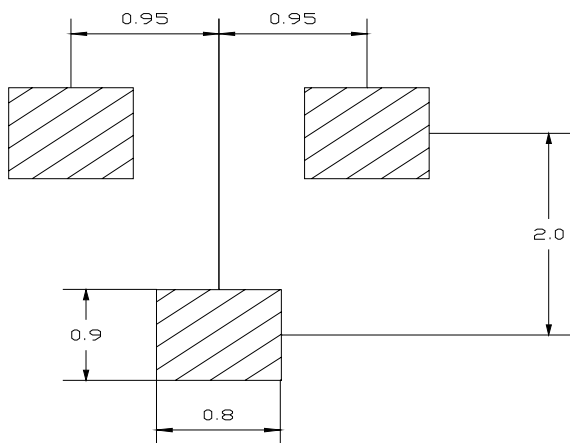
#### PACKAGE OUTLINE

Plastic surface mounted package

SOT-23



#### SOLDERING FOOTPRINT



Unit : mm

#### PACKAGE INFORMATION

Device	Package	Shipping
BZX84C2V4CC-BZX84C75CC	SOT-23	3000/Tape&Reel