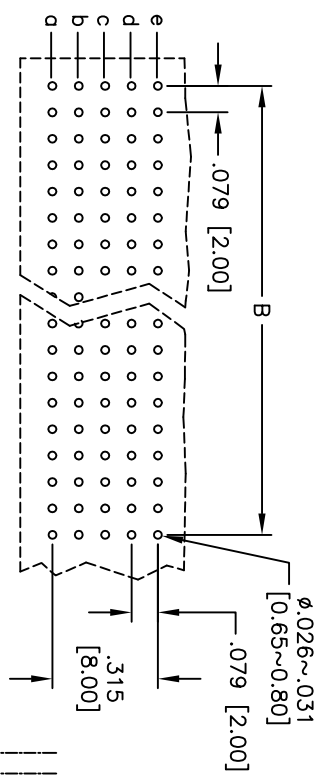
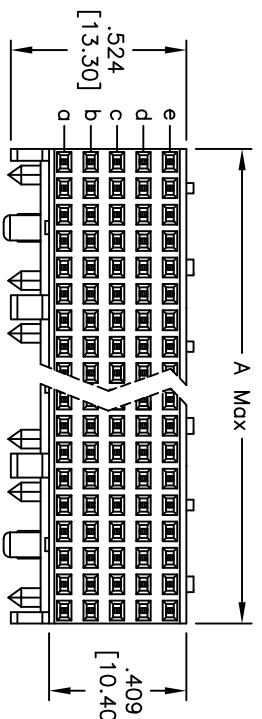
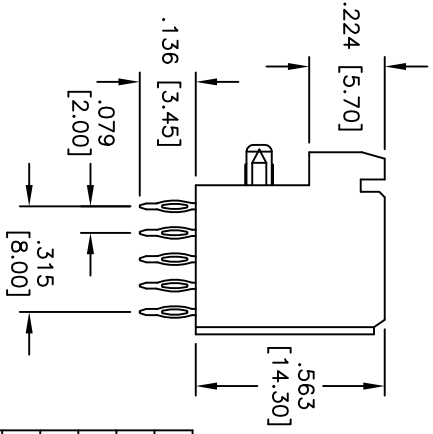
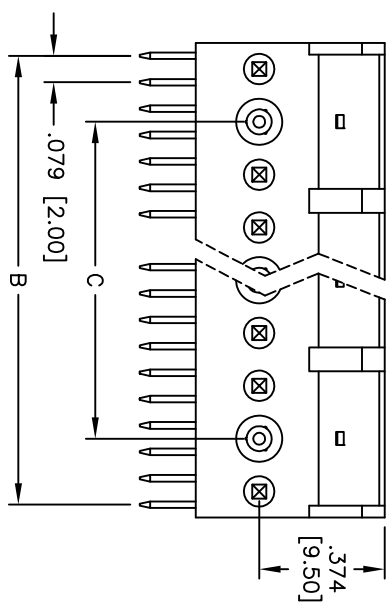
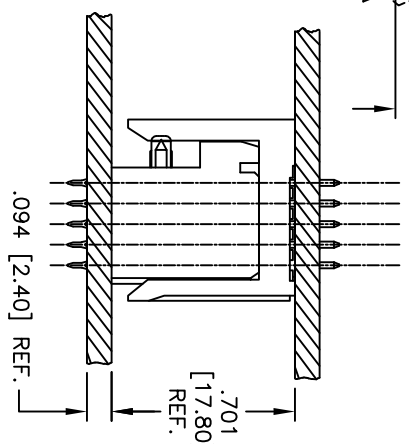


Rev	AWO #	Description	Date	Appr
-		RELEASED	5/31/10	

APPROVED: \_\_\_\_\_  
 DATE: \_\_\_\_\_ TITLE: \_\_\_\_\_



RECOMMENDED PCB LAYOUT



Position	A	B	C
30	.470 [11.95]	.394 [10.00]	-
60	.943 [23.95]	.866 [22.00]	.472 [12.00]
90	1.415 [35.95]	1.339 [34.00]	.945 [24.00]
120	1.888 [47.95]	1.811 [46.00]	1.417 [36.00]
150	2.360 [59.95]	2.283 [58.00]	1.890 [48.00]
180	2.833 [71.95]	2.756 [70.00]	2.362 [60.00]
210	3.305 [83.95]	3.228 [82.00]	2.835 [72.00]
240	3.778 [95.95]	3.701 [94.00]	3.307 [84.00]

**SPECIFICATIONS:**

Material: Hi-temp thermoplastic, rated UL 94V-0  
 Insulator color: Gray  
 Contacts: Phosphor Bronze  
 Plating:  
 Gold over Nickel underplate on contact area,  
 Tin over Copper underplate on tails.

Electrical:  
 Current rating: 1 Amp max  
 Contact resistance: 30 mohms max  
 Insulation resistance: 1000 Mohms min @ DC 500V  
 Dielectric withstanding voltage: 1000 VAC for 1 minute  
 Temperature Rating:  
 Operating temperature: -65°C to +125°C

Environmental:  
 Lead free, RoHS compliant  
 Recommended soldering temp: 260°C for 5 seconds



**ADAM TECH**

909 Rahway Avenue, Union, NJ 07083  
 Phone: 908-687-5000 Fax: 908-687-5710

TITLE: .079 [2.00] FEATURE BUS, SIGNAL, 5 ROWS  
 FEMALE, STRAIGHT, PRESS FIT TYPE

UNLESS OTHERWISE SPECIFIED ALL DIMENSIONS ARE IN INCHES [MM]		TOLERANCES: EXCEPT AS NOTED	
.X	± .10	ØXX	± .10
.XX	± .020	ØXXX	± .015
.XXX	± .015	ØXXXX	± .010
APPROVALS	DATE	DATE	
DRAWN	DY	5/31/10	
CHECKED			
APPROVED			
SIZE	PART NO.	SCALE	SHEET 1 OF 1
X	2FB-XX-F-V	NTS	
REF: S0058T			