

SAW Filter 942.5MHz
Part No: MA04236

Model: TA0152A
Rev No: 2

A. MAXIMUM RATING:

1. Input Power Level: 15dBm
2. DC voltage: 3V
3. Operating Temperature: -30°C to +85°C
4. Storage Temperature: -40°C to +85°C

B. ELECTRICAL CHARACTERISTICS:

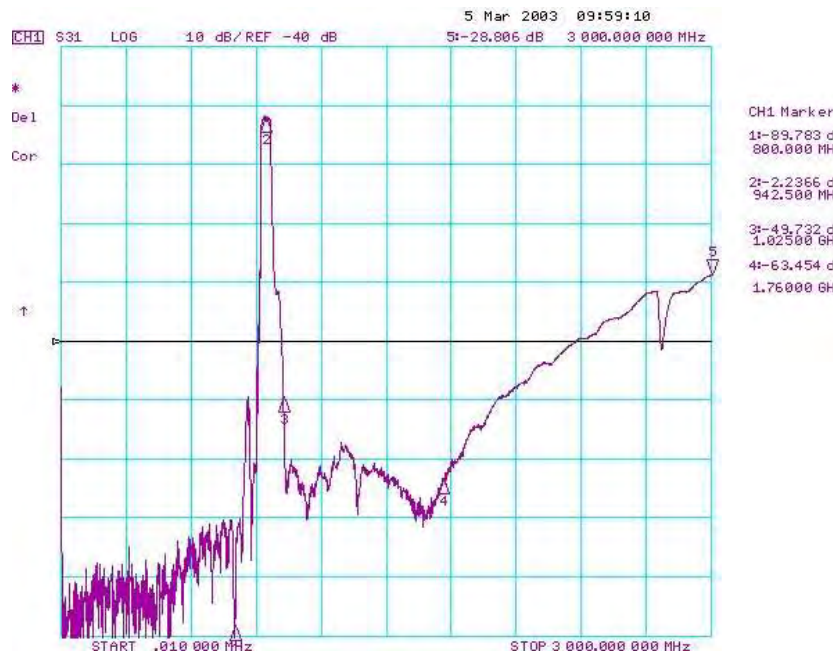
Characteristics	Specification			Note
	Min.	Typ.	Max	
Center frequency Fc MHz	-	942.5	-	-
Insertion loss 925 ~ 960MHz IL dB	-	2.8	4.0	-
Ripple 925 ~ 960MHz dB	-	1.1	2.3	-
Attenuation: (Reference level from 0 dB)				
0 ~ 800MHz dB	50	63	-	-
800 ~ 880MHz dB	40	48	-	-
880 ~ 905MHz dB	35	43	-	-
980 ~ 982MHz dB	20	27	-	-
982 ~ 1005MHz dB	23	28	-	-
1005 ~ 1025MHz dB	29	33	-	-
1025 ~ 1760MHz dB	40	50	-	-
1760 ~ 2300MHz dB	30	41	-	-
2300 ~ 3000MHz dB	20	28	-	-
Impedance at Fc:				
Input $Z_{IN} = R_{IN} // C_{IN}$	50Ω // 0pF			1
Output $Z_{OUT} = R_{OUT} // C_{OUT}$	50Ω // 0pF			1

Note1. No matching network required for operation at 50 Ω

SAW Filter 942.5MHz
Part No: MA04236

Model: TA0152A
Rev No: 2

C. TRANSFER FUNCTION:

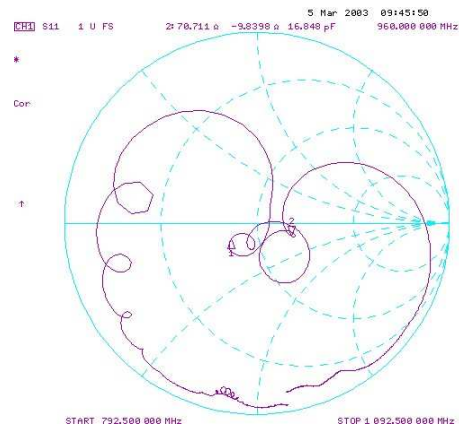
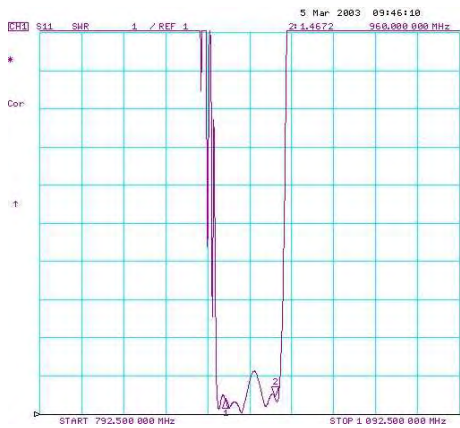


SAW Filter 942.5MHz
Part No: MA04236

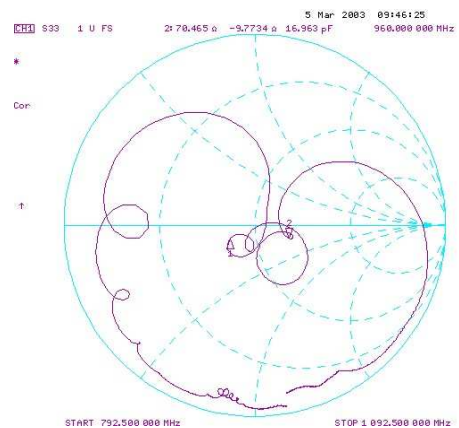
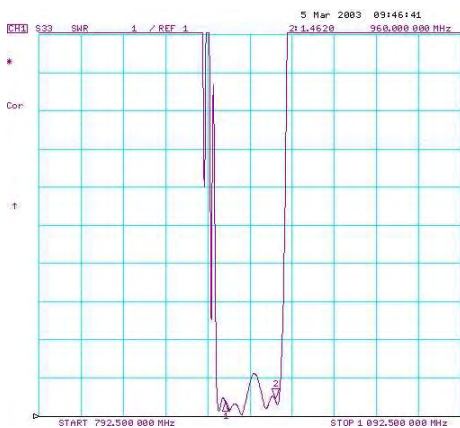
Model: TA0152A
Rev No: 2

Reflection Functions

S11



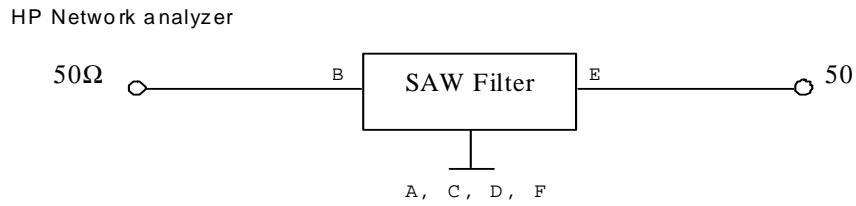
S22



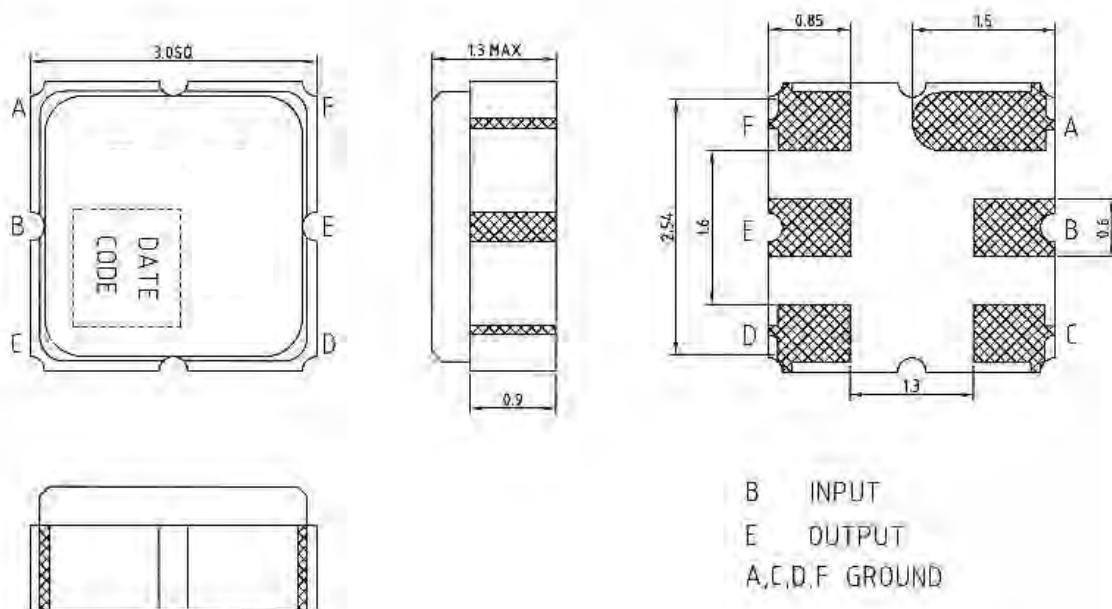
SAW Filter 942.5MHz
Part No: MA04236

Model: TA0152A
Rev No: 2

D. MEASUREMENT CIRCUIT:



E. OUTLINE DRAWING:

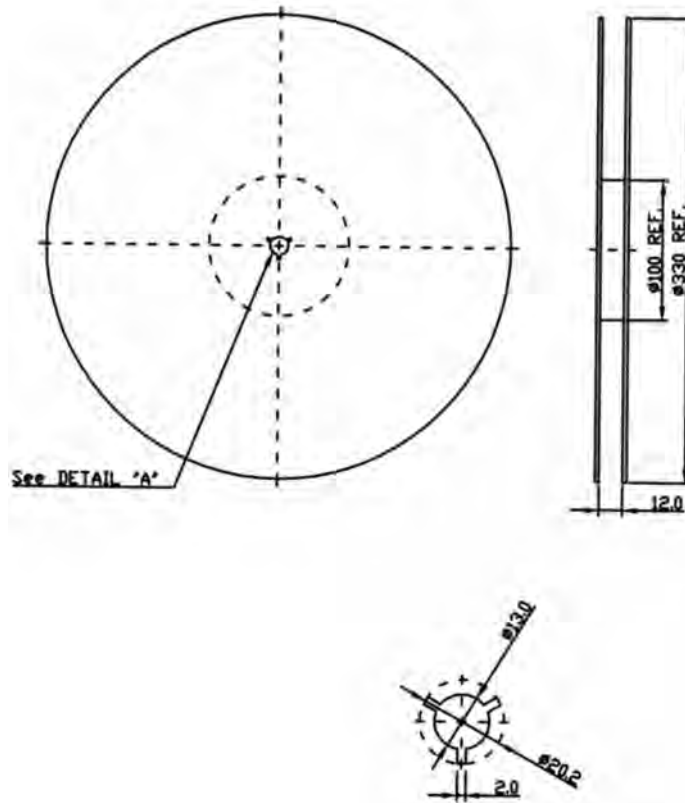


SAW Filter 942.5MHz
Part No: MA04236

Model: TA0152A
Rev No: 2

F. PACKING:

1. REEL DIMENSION



2. TAPE DIMENSION

