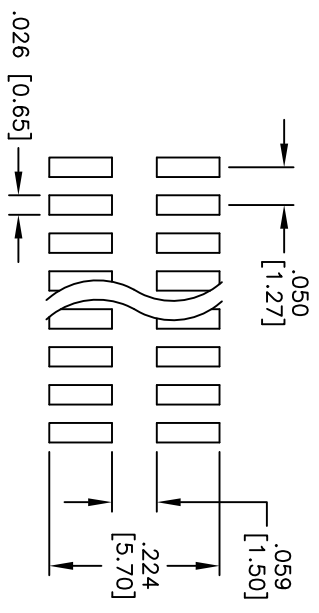
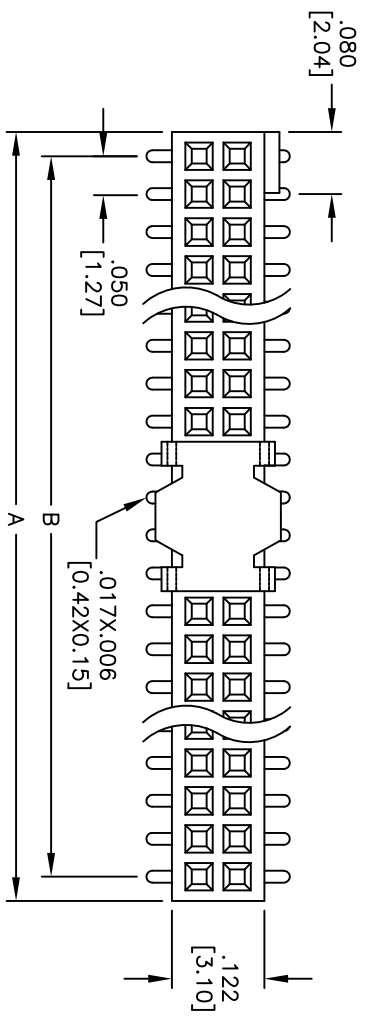
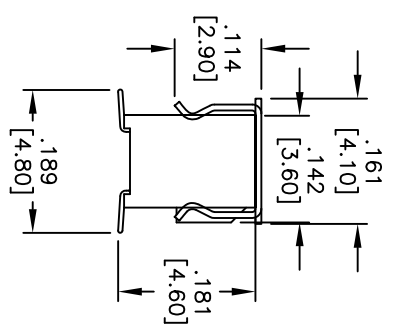
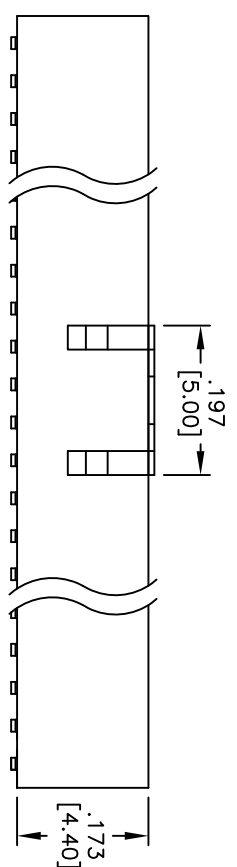


Rev	AWO #	Description	Date	Appr
-		RELEASED	6/23/11	

APPROVED: _____
 DATE: _____ TITLE: _____



RECOMMENDED PCB LAYOUT



SPECIFICATIONS:
 Material: _____
 Insulator: LCP, rated UL 94V-0
 Insulator color: Black
 Contacts: Phosphor Bronze
 Plating: _____
 Gold flash over Nickel underplate on contact area,
 Tin over Copper underplate on SMT tails

Positions: 8 thru 100
 A = .050 [1.27] x No. of Spaces + .064 [1.62]
 B = .050 [1.27] x No. of Spaces

Electrical:
 Current rating: 1 Amp max.
 Contact resistance: 20 mohms max. initial
 Insulator resistance: 1,000 Mohms min.
 Dielectric withstanding voltage: 300 VAC for 1 minute

Temperature Rating:
 Operating temperature: -40°C to +105°C
 Environmental:
 Lead free, RoHS compliant
 Recommended soldering temp: 260°C for 5 seconds



UNLESS OTHERWISE SPECIFIED ALL DIMENSIONS ARE INCHES [MM]			
.X	± .10	ØX	± .10
.XX	± .020	ØXXX	± .015
.XXX	± .015	ØXXXX	± .010
APPROVALS		DATE	
DRAWN	DY	6/23/11	
CHECKED			
APPROVED			

ADAM TECH
 909 Railway Avenue, Union, NJ 07083
 Phone: 908-687-5000 Fax: 908-687-5710
 TITLE: .050 [1.27] FEMALE HEADER, SMT TYPE
 PICK & PLACE CAP, SEL GOLD PLATED

SIZE	PART NO.	REV.
X	HFH-XX-SG-SMT-NP-PP	-
REF: S000321	SCALE: NTS	SHEET 1 OF 1