



TAI-SAW TECHNOLOGY CO., LTD.

No. 3, Industrial 2nd Rd., Ping-Chen Industrial District,
Taoyuan, 324, Taiwan, R.O.C.

TEL: 886-3-4690038 FAX: 886-3-4697532

E-mail: ttsales@mail.taisaw.com Web: www.taisaw.com

Product Specifications Approval Sheet

Product Description: SAW Filter 1950 MHz (BW 60MHz) SMD 1.4X1.1 mm

TST Part No.: TA2306A (This part is compliant with AEC-Q200)

Customer Part No.: _____

| |
|-----------------------------|
| Customer signature required |
| Company: _____ |
| Division: _____ |
| Approved by : _____ |
| Date: _____ |

Checked by: _____ Michael Yang *Michael*

Approval by: _____ Andy Yu *Andy Yu*

Date: _____ 2017/10/26

1. Customer signed back is required before TST can proceed with sample build and receive orders.
2. Orders received without customer signed back will be regarded as agreement on the specifications.
3. Any specifications changes must be approved upon by both parties and a new revision of specifications shall be released to reflect the changes.



TAI-SAW TECHNOLOGY CO., LTD.

No. 3, Industrial 2nd Rd., Ping-Chen Industrial District,
Taoyuan, 324, Taiwan, R.O.C.

TEL: 886-3-4690038 FAX: 886-3-4697532

E-mail: tstsales@mail.taisaw.com Web: www.taisaw.com

SAW Filter 1950MHz

MODEL NO.:TA2306A

REV. NO.:1.0

A. MAXIMUM RATING:

1. Input Power Level: 10 dBm
2. DC Voltage : 0V
3. Operating Temperature: -30°C to +85°C
4. Storage Temperature: -40°C to +85°C
5. Moisture Sensitivity Level: Level 3(MSL3)

RoHS Compliant
Lead free
Lead-free soldering

Electrostatic Sensitive Device (ESD)

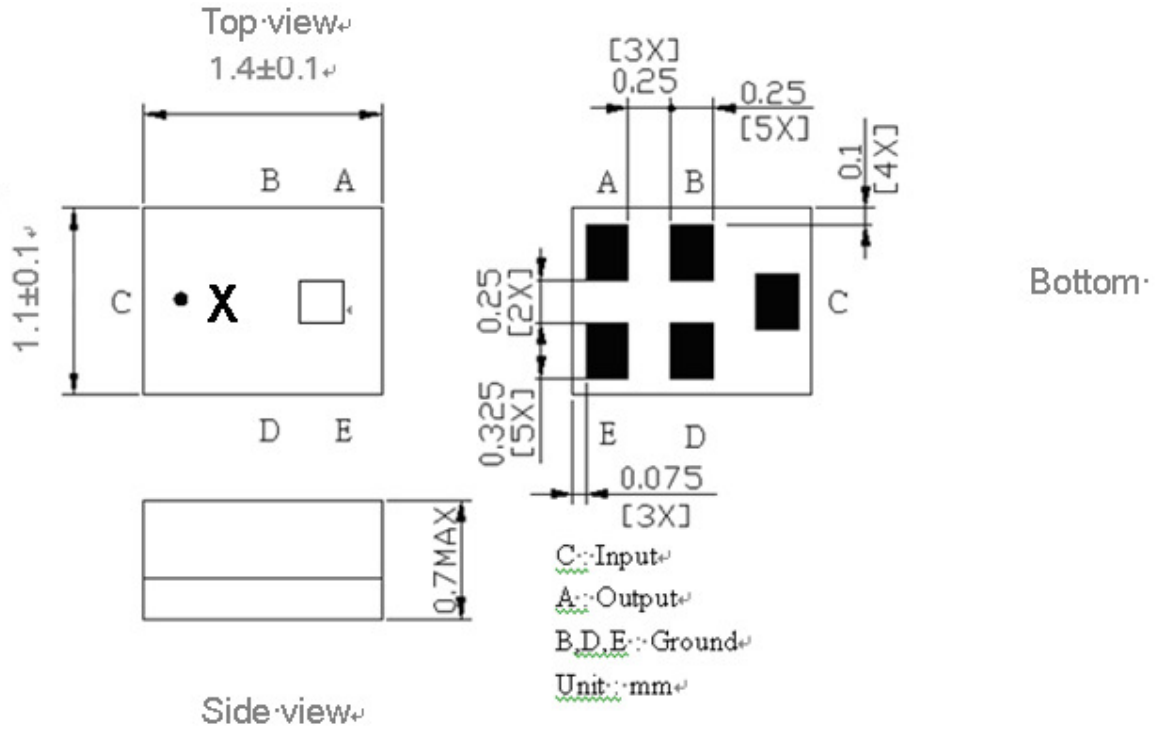
B. ELECTRICAL CHARACTERISTICS:

Terminating source impedance (single) : $Z_s = 50 \Omega$

Terminating load impedance(single) : $Z_L = 50 \Omega$

| Item | Unit | min | Type. | max |
|---|------|------|-------|-----|
| Center Frequency Fc | MHz | - | 1950 | - |
| Insertion Loss (1920~1980 MHz) IL | dB | | 1.6 | 2.5 |
| VSWR (1920~1980 MHz) | | | 1.9 | 2.3 |
| Amplitude ripple (1920~1980 MHz) | ns | | 0.6 | 1.5 |
| Attenuation | | | | |
| DC ~ 1577 MHz | dB | 32 | 38 | |
| 1577 ~ 1880 MHz | dB | 22 | 29 | |
| 2110 ~ 2170 MHz | dB | 30 | 35 | |
| 2500 ~ 3120 MHz | dB | 28 | 34 | |
| 3840 ~ 3960 MHz | dB | 25 | 29 | |
| 5760 ~ 5940 MHz | dB | 15 | 21 | |
| Package size | mm | 1411 | | |

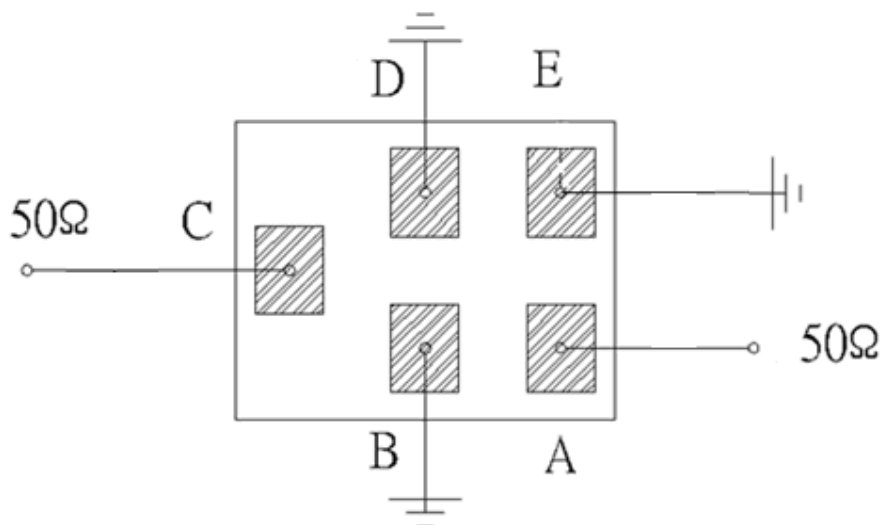
C.OUTLINE DRAWING:



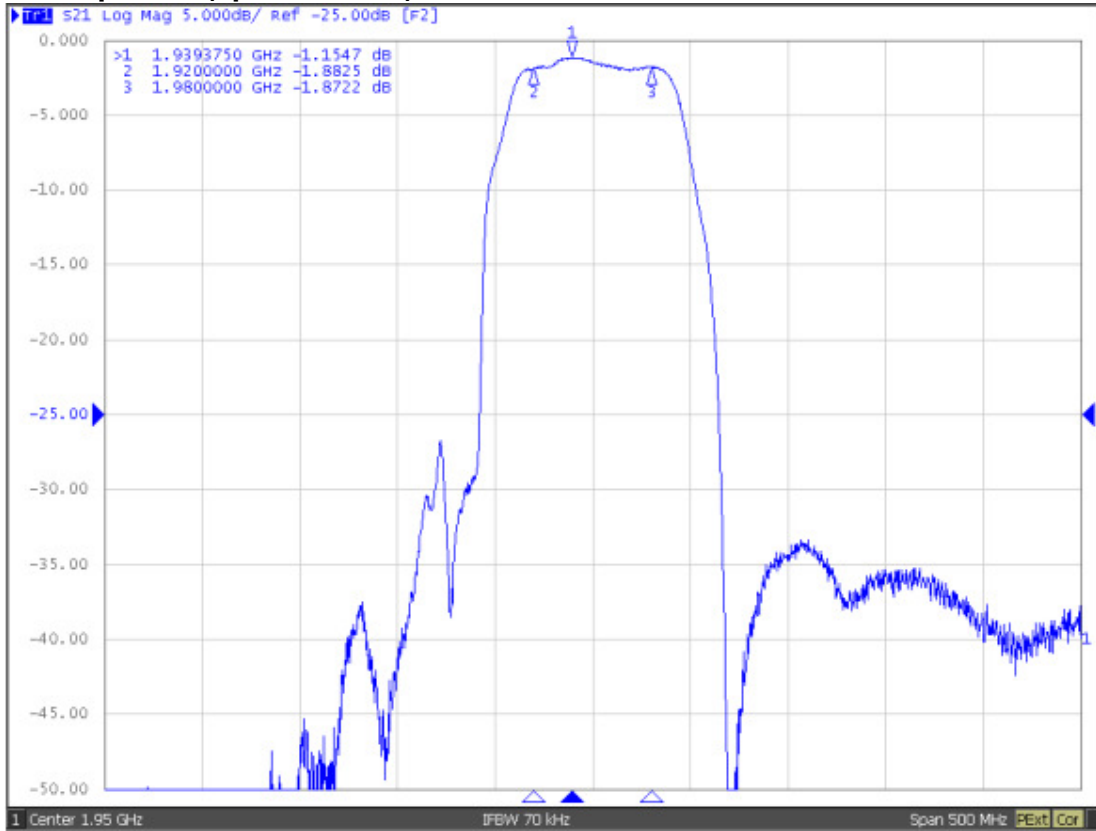
□ : Year/Month Code (Follow the table)

| YEAR/Month | 1 | 2 | 3 | 4 | 5 | 6 | 7 | 8 | 9 | 10 | 11 | 12 |
|------------|----------|----------|----------|----------|----------|----------|----------|----------|----------|----------|----------|----------|
| 2013 | A | B | C | D | E | F | G | H | J | K | L | M |
| 2014 | N | P | Q | R | S | T | U | V | W | X | Y | Z |
| 2015 | a | b | c | d | e | f | g | h | j | k | l | m |
| 2016 | n | p | q | r | s | t | u | v | w | x | y | z |
| 2017 | <u>A</u> | <u>B</u> | <u>C</u> | <u>D</u> | <u>E</u> | <u>F</u> | <u>G</u> | <u>H</u> | <u>J</u> | <u>K</u> | <u>L</u> | <u>M</u> |
| 2018 | <u>N</u> | <u>P</u> | <u>Q</u> | <u>R</u> | <u>S</u> | <u>T</u> | <u>U</u> | <u>V</u> | <u>W</u> | <u>X</u> | <u>Y</u> | <u>Z</u> |
| 2019 | <u>a</u> | <u>b</u> | <u>c</u> | <u>d</u> | <u>e</u> | <u>f</u> | <u>g</u> | <u>h</u> | <u>i</u> | <u>k</u> | <u>l</u> | <u>m</u> |
| 2020 | <u>n</u> | <u>p</u> | <u>q</u> | <u>r</u> | <u>s</u> | <u>t</u> | <u>u</u> | <u>v</u> | <u>w</u> | <u>x</u> | <u>y</u> | <u>z</u> |

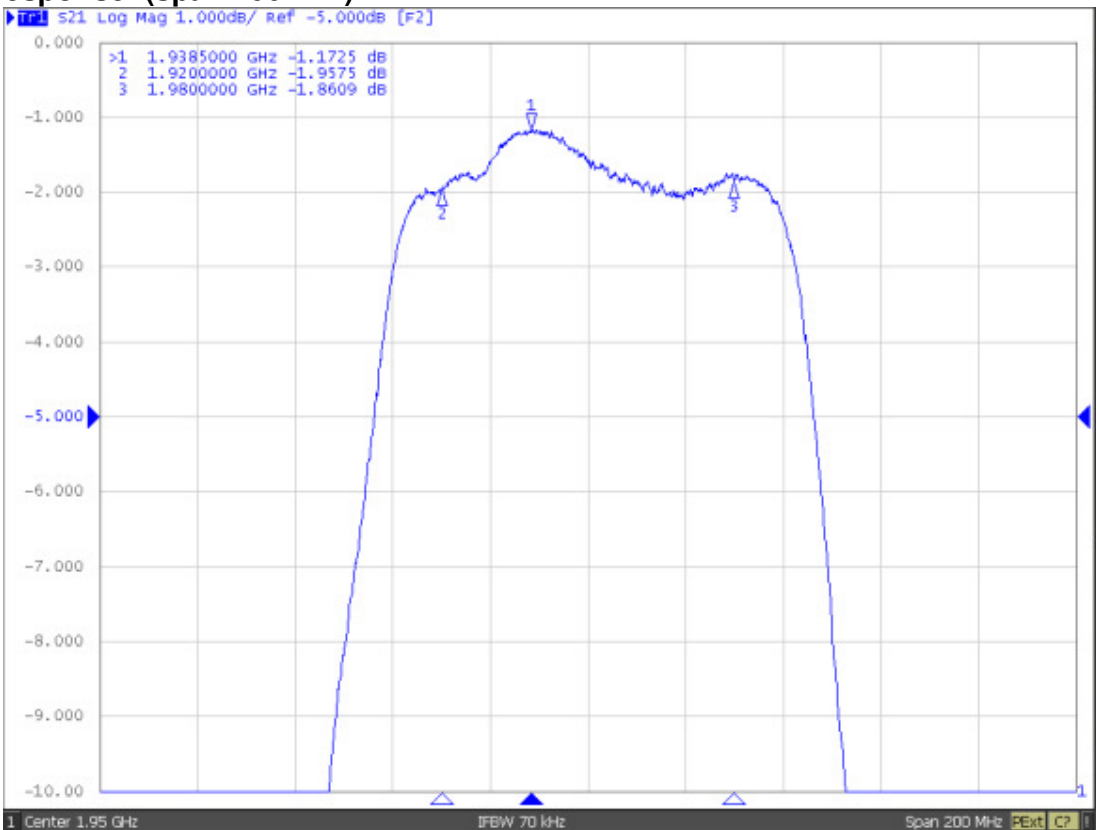
D. MEASUREMENT CIRCUIT:



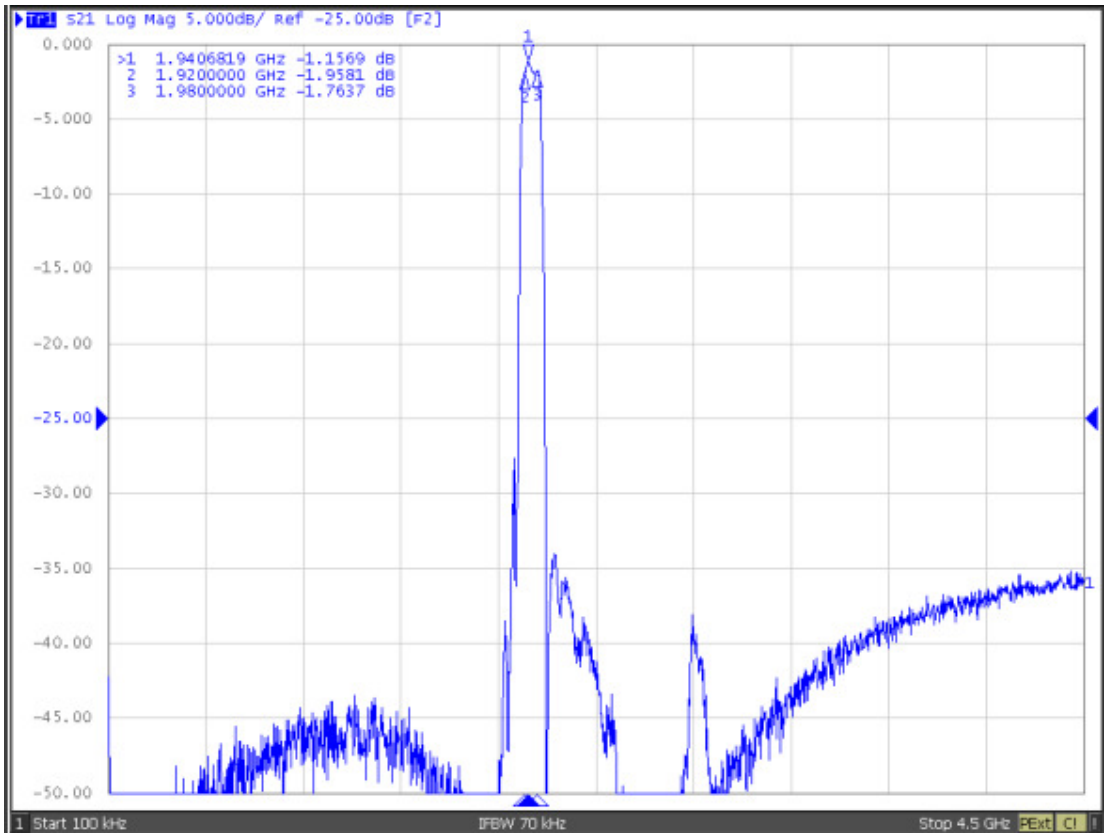
**E. Frequency Characteristics:
S21 response: (span 500MHz)**



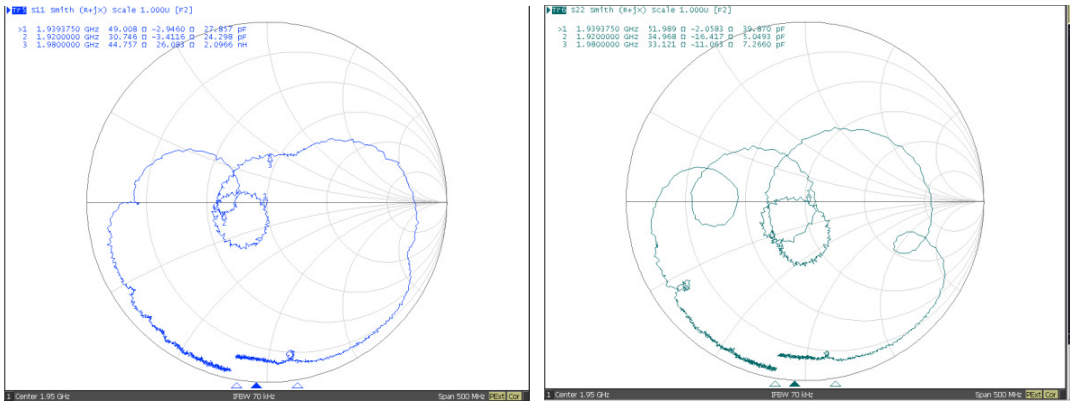
S21 response: (span 200MHz)



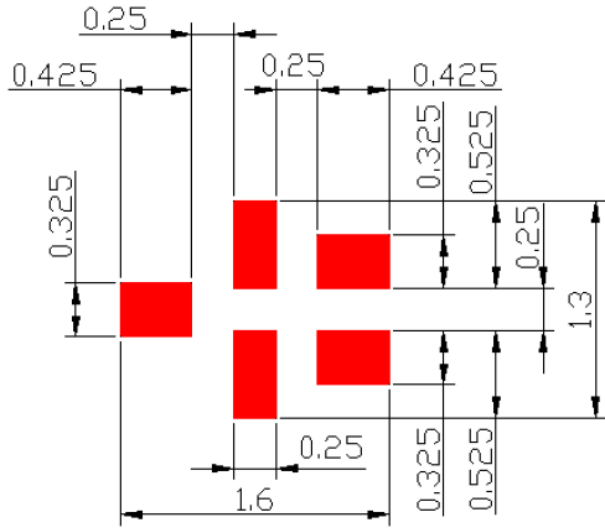
S21 response: (span 4.5GHz)



S11/S22 (span 500MHz)



F. PCB Footprint:



: Land Pattern

G. PACKING:

1. REEL DIMENSION

(Please refer to FR-75D10 for packing quantity)

