

## Super-Fast Rectifiers

## MURS440--MURS460

### Features

- For surface mounted applications
- Ideal for automated placement
- Low forward voltage drop
- High surge current capability
- RoHS Compliant



### Mechanical Data

- Case: SMC molded plastic
- Molding compound, UL flammability classification rating 94V-0
- Terminals: Solder plated, solderable per MIL- STD-202, Method 208
- Polarity: Color band denotes cathode end

### Maximum Ratings (@T<sub>A</sub> = 25°C unless otherwise specified)

Characteristic	Symbol	MURS440	MURS460	Units
Peak repetitive reverse voltage	V <sub>RRM</sub>	400	600	V
RMS reverse voltage	V <sub>RMS</sub>	280	420	V
DC blocking voltage	V <sub>DC</sub>	400	600	V
Maximum average forward output current	I <sub>F(AV)</sub>	4.0		A
Peak forward surge current, 8.3ms single half-sine-wave	I <sub>FSM</sub>	125		A

### Thermal Characteristics

Parameter	Symbol	MURS440	MURS460	Units
Typical thermal resistance (Note 1)	R <sub>θJA</sub>	47		°C /W
	R <sub>θJC</sub>	13		
	R <sub>θJL</sub>	12		
Operating junction temperature range	T <sub>J</sub>	- 55 ----- + 150		°C
Storage temperature range	T <sub>STG</sub>	- 55 ----- + 150		°C

Note:

1. Device mounted on PCB with 10 mm x 20 mm x 0.1mm copper pad areas

## Super-Fast Rectifiers

## MURS440--MURS460

### Electrical Characteristics (@T<sub>A</sub> = 25°C unless otherwise specified)

Parameter	Symbol	Test conditions		Typ.	Max.	Units
Maximum instantaneous forward voltage	V <sub>F</sub>	I <sub>F</sub> =4.0A	@T <sub>A</sub> =25°C	--	1.28	V
Maximum Reverse current	I <sub>R</sub>	Rated V <sub>R</sub> ,	@T <sub>A</sub> =25°C	--	10	μ A
			@T <sub>A</sub> =125°C	--	100	
Maximum Reverse Recovery Time	trr	I <sub>F</sub> =0.5A, I <sub>RM</sub> =1A, I <sub>R(REC)</sub> =0.25A		--	50	ns

# Super-Fast Rectifiers

# MURS440--MURS460

## Ratings and Characteristic Curves ( $T_A=25^\circ\text{C}$ unless otherwise noted)

Fig.1-Forward Current Derating Curve

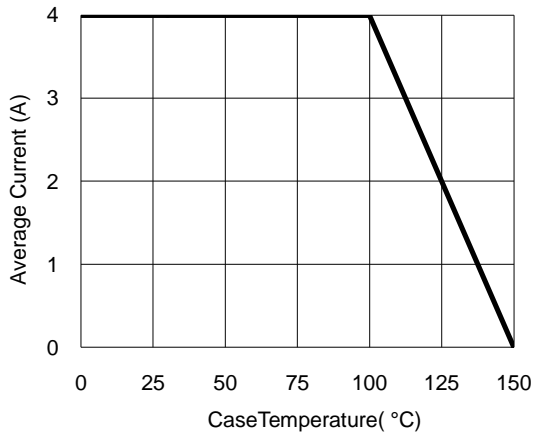


Fig.2- Surge Current Derating Curve

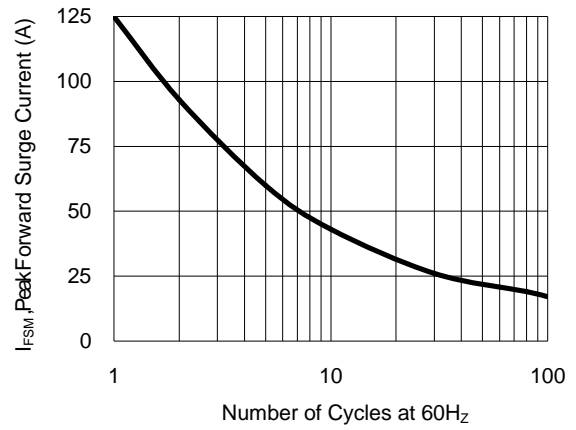


Fig.3- Typical Forward Voltage Characteristic

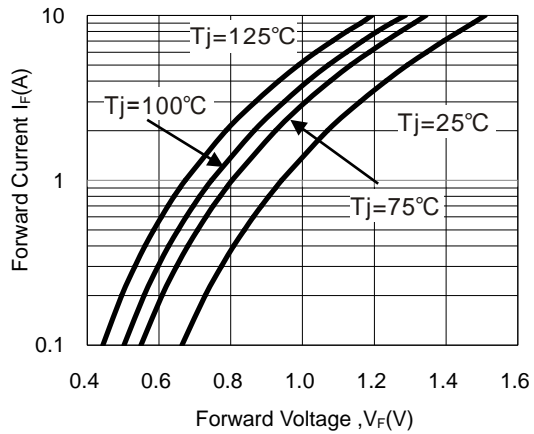
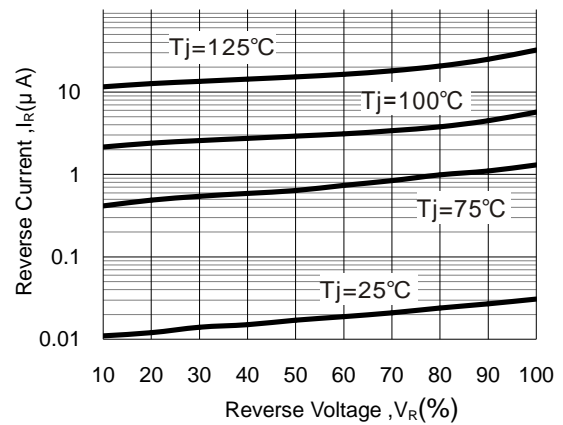


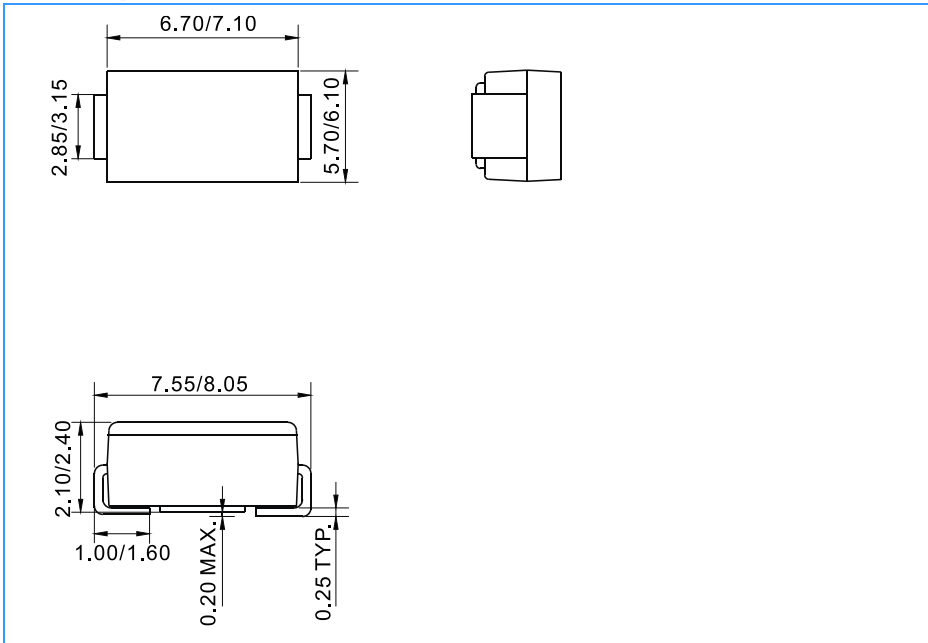
Fig.4- Typical Reverse Characteristic



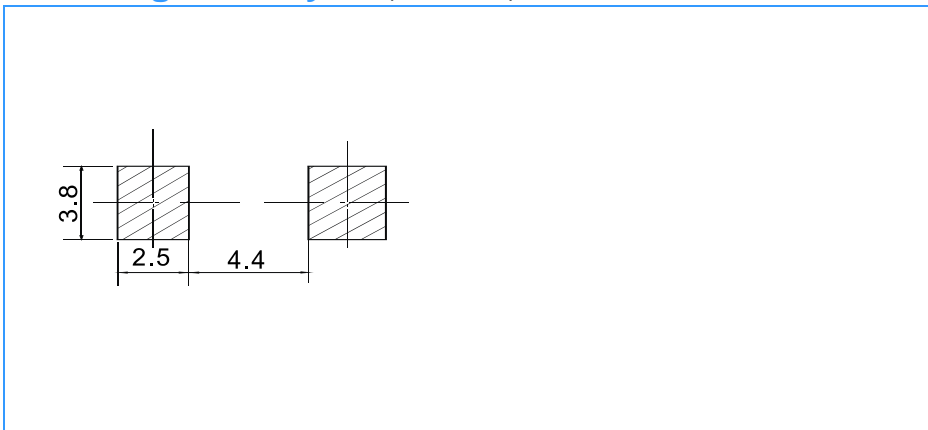
## Super-Fast Rectifiers

## MURS440--MURS460

### Package Outline Dimensions(unit:mm)



### Mounting Pad Layout(unit:mm)



### Ordering Information

Part No.	Marking	Package	Shipping
MURS440	MURS440	SMC	3000 / Tape&Reel
MURS460	MURS460	SMC	3000 / Tape&Reel