

Power Schottky Rectifier - 30Amp 60Volt

Features

- Plastic package has Underwriters Laboratory Flammability Classifications 94V-0
- High Junction Temperature Capability
- Low forward voltage, high current capability
- High surge capacity
- Low power loss, high efficiency

Application

- Switching-Mode Power Supply

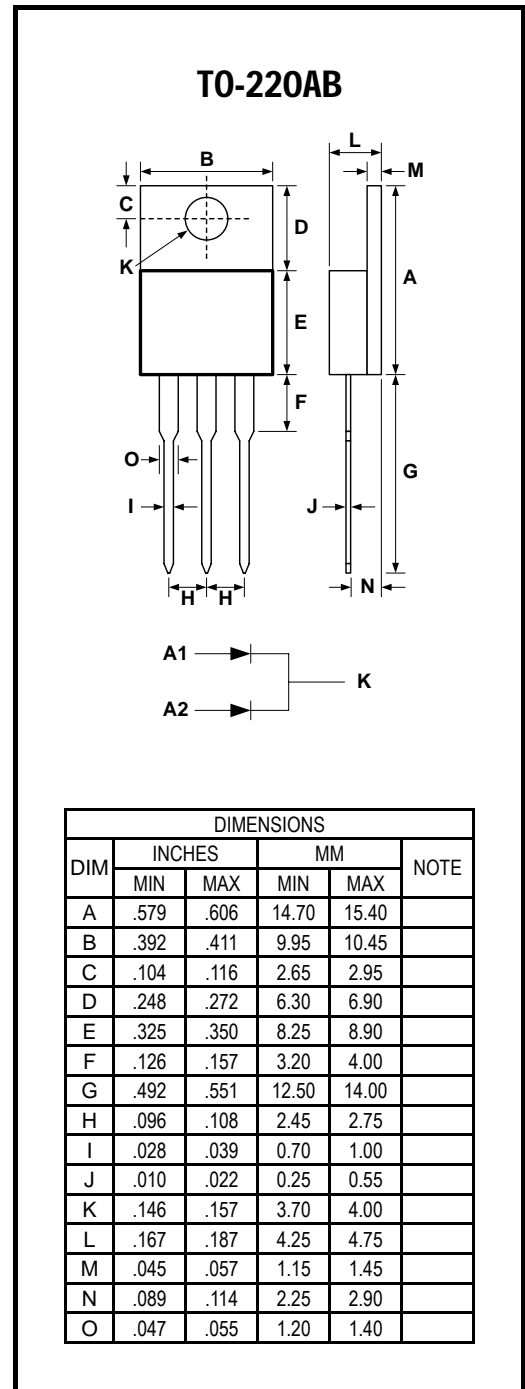
Absolute maximum ratings

| Symbol | Ratings | Unit | Conditions |
|---------|-------------|------|---------------------------------|
| IF(AV) | 30 | A | Average Forward Current |
| VRRM | 60 | V | Repetitive Peak Reverse Voltage |
| IFSM | 350 | A | Peak Forward Surge Current |
| VF(max) | 0.40 | V | Forward Voltage Drop |
| Tj | -50 to +150 | °C | Operating Temperature |
| Tstg | -65 to +150 | °C | Storage Temperature |

Electrical characteristics

| Parameters | Symbol | Ratings | Conditions |
|--|---------|-------------|------------|
| Maximum Instantaneous Forward Voltage | VF | 0.55V | Tc = 25°C |
| | | 0.40V | Tc = 125°C |
| Maximum Reverse Leakage Current | IR | 1.0mA | Tc = 25°C |
| Maximum Voltage Rate of Change | dv/dt | 10,000 V/μs | Rated VR |
| Typical Thermal Resistance, Junction to Case | Rθ(j-c) | 2.2 °C/W | Per diode |

Note: Pulse Test : 380μs pulse width, 2% duty cycle



August 2008 / Rev.6.1

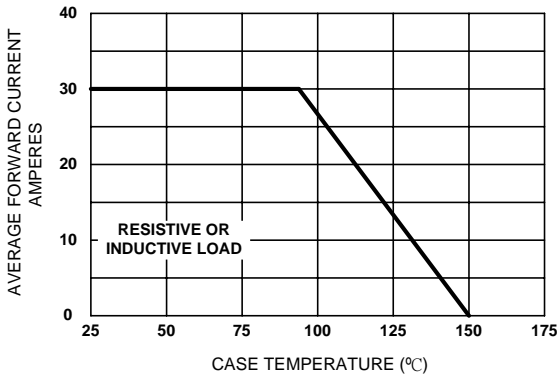


Figure 1. Forward Current Derating Curve

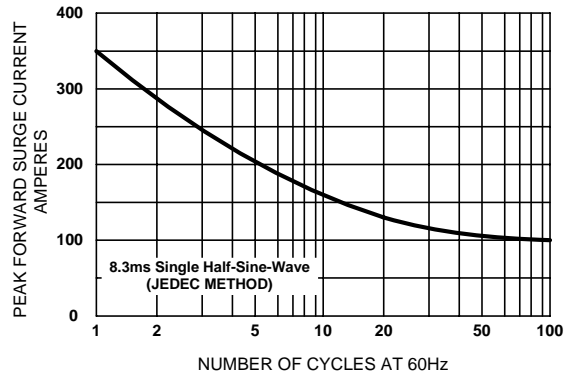


Figure 2. Maximum Non-repetitive Surge Current

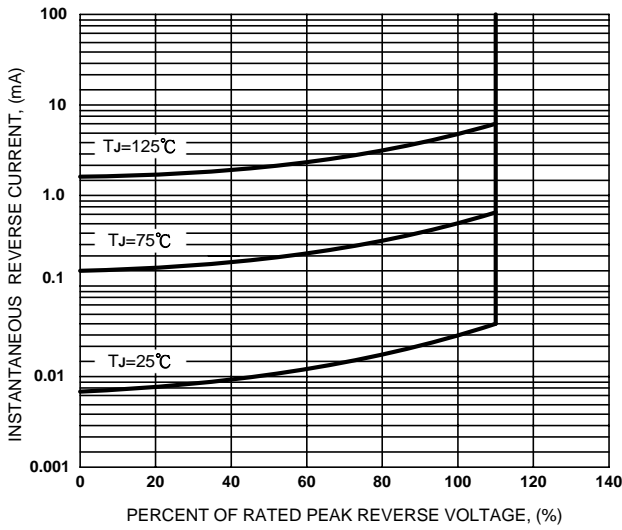


Figure 3. Typical Reverse Characteristics

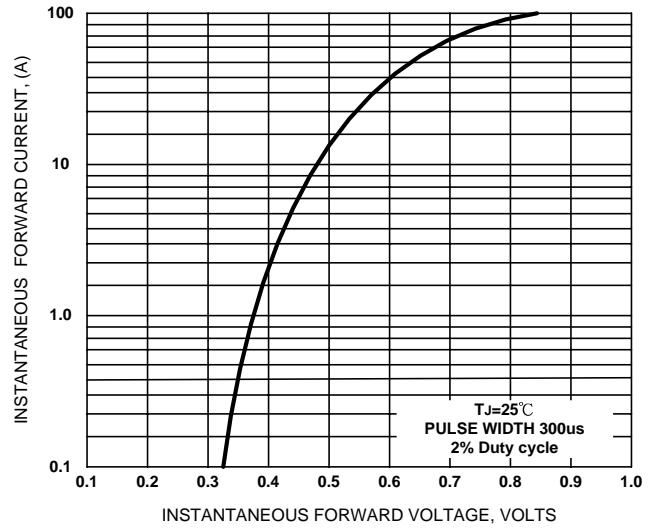


Figure 4. Typical Forward Characteristics

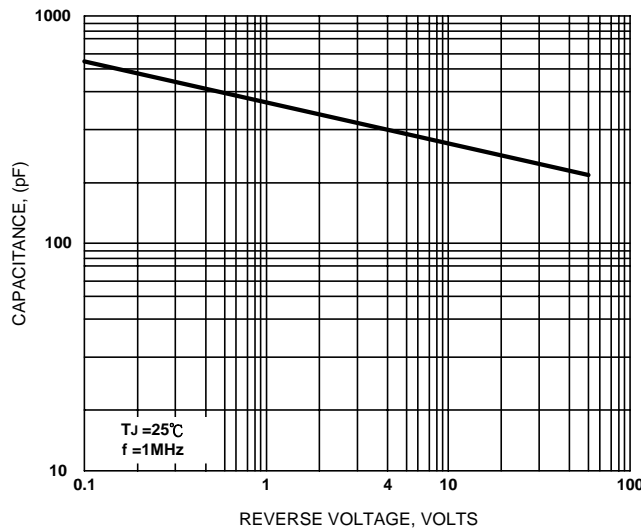


Figure 5. Typical Junction Capacitance