

RF37S114 Tag-it™ HF-I Type 5 NFC, ISO/IEC 15693 Transponder, 4 mm x 4 mm

1 Device Overview

1.1 Features

- ISO/IEC 15693-2, ISO/IEC 15693-3, ISO/IEC 18000-3, NFC Tag Type 5
- Integrated Antenna
- 13.56-MHz Operating Frequency
- 256-Bit User Memory in Eight 32-Bit Blocks
- Application Family Identifier (AFI)
- Fast Simultaneous Identification (Anticollision)

1.2 Applications

- Product Authentication
- Supply Chain Management
- Asset Management
- Medical

1.3 Description

The TI Tag-it™ HF-I Type 5 NFC transponder is compliant with the ISO/IEC 15693 and ISO/IEC 18000-3 global open standards. This product offers a user-accessible memory of 256 bits, organized in 8 blocks, and an optimized command set. This transponder product comes with an integrated antenna and, therefore, is ready for application without the need for an external antenna.

Device Information ⁽¹⁾

PART NUMBER	PACKAGE	BODY SIZE
RF37S114HTFJB	RFIDP (0)	4 mm x 4 mm x 0.66 mm

(1) For the most current device, package, and ordering information, see the *Package Option Addendum* in [Section 6](#).

Figure 1-1 shows the transponder.




Figure 1-1. RF37S114HTFJB Transponder



Table of Contents

1 Device Overview	1	4.1 Supported Command Set	4
1.1 Features	1	4.2 Memory Organization.....	4
1.2 Applications.....	1	5 Device and Documentation Support	5
1.3 Description.....	1	5.1 Device Support	5
2 Revision History	2	5.2 Documentation Support	6
3 Specifications	3	5.3 Community Resources	6
3.1 Absolute Maximum Ratings	3	5.4 Trademarks	6
3.2 ESD Ratings.....	3	5.5 Electrostatic Discharge Caution	7
3.3 Recommended Operating Conditions	3	5.6 Export Control Notice.....	7
3.4 Electrical Characteristics	3	5.7 Glossary	7
3.5 Physical Characteristics	3	6 Mechanical, Packaging, and Orderable	
4 Detailed Description	4	Information	7

2 Revision History

DATE	REVISION	NOTES
November 2015	*	Initial Release

3 Specifications

3.1 Absolute Maximum Ratings

over operating free-air temperature range (unless otherwise noted)

		MIN	MAX	UNIT
T _A	Operating temperature	-25	70	°C
T _{STG}	Storage temperature	-40	85	°C

3.2 ESD Ratings

Device is fully encapsulated and protected. No ESD classification applies.

3.3 Recommended Operating Conditions

over operating free-air temperature range (unless otherwise noted)

		MIN	MAX	UNIT
T _A	Operating temperature	-25	70	°C

3.4 Electrical Characteristics

over operating free-air temperature range (unless otherwise noted)

PARAMETER	RF37S114HTFJB
Supported standard	ISO/IEC 15693-2, ISO/IEC 15693-3, ISO/IEC 18000-3
Recommended operating frequency	13.56 MHz
Typical read activation field strength (at 25°C)	136.0 dBμA/m
Typical write activation field strength (at 25°C)	136.0 dBμA/m
Factory programmed read-only number	64 bits
Memory (user programmable)	256 bits organized in eight 32-bit blocks
Typical programming cycles (at 25°C)	100000
Data retention time (at 55°C)	>10 years
Simultaneous identification of tags	Up to 50 tags per second (reader and antenna dependent)

3.5 Physical Characteristics

over operating free-air temperature range (unless otherwise noted)

PARAMETER	RF37S114HTFJB
Dimensions	4 mm × 4 mm × 0.66 mm ±0.1 mm

4 Detailed Description

4.1 Supported Command Set

Table 4-1 summarizes the ISO/IEC 15693 mandatory and optional commands that are supported by this transponder.

Table 4-1. Supported Command Set (ISO/IEC 15693 Mandatory and Optional Commands)

REQUEST	REQUEST MODE ⁽¹⁾					
	REQUEST CODE	INVENTORY	ADDRESSED	NONADDRESSED	AFI	OPTIONAL FLAG
Inventory	0x01	✓	x	x	✓	0/-
Stay Quiet	0x02	x	✓	x	x	0/-
Read_Single_Block	0x20	x	✓	✓	x	-/1
Write_Single_Block	0x21	x	✓	✓	x	-/1
Lock_Block	0x22	x	✓	✓	x	-/1

(1) ✓ = Implemented, x = Not applicable

4.2 Memory Organization

Figure 4-1 shows the organization of the user-accessible memory on this transponder.

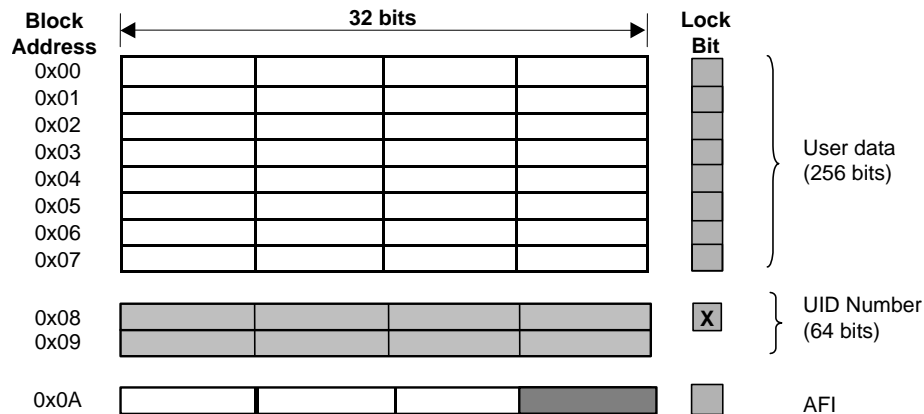


Figure 4-1. Memory Organization

5 Device and Documentation Support

5.1 Device Support

5.1.1 Development Support

5.1.1.1 Getting Started and Next Steps

RFID products from TI provide the ultimate solution for a wide range of applications. With its patented HDX technology, TI RFID offers unmatched performance in read range, read rate, and robustness. TI offers one-stop-shopping of transponders, inlays, reader modules, and reader ICs. For more information, see the [Overview for NFC / RFID](#) page.

5.1.2 Device Nomenclature

To designate the stages in the product development cycle, TI assigns prefixes to the part numbers of devices. Each commercial family member has one of three prefixes: x, p, or no prefix (for example, xRF37S114HTFJB). These prefixes represent evolutionary stages of product development from engineering prototypes (with prefix x) through fully qualified production devices (with no prefix).

Device development evolutionary flow:

xRF... – Experimental device that is not necessarily representative of the electrical specifications of the final device

pRF... – Final device that conforms to the electrical specifications of the final product but has not completed quality and reliability verification

RF... – Fully qualified production device

Devices with a prefix of **x** or **p** are shipped against the following disclaimer:

"Developmental product is intended for internal evaluation purposes."

Production devices have been characterized fully, and the quality and reliability of the device have been demonstrated fully. TI's standard warranty applies.

Predictions show that prototype devices have a greater failure rate than the standard production devices. TI recommends that these devices not be used in any production system because their expected end-use failure rate still is undefined. Only qualified production devices are to be used.

TI device nomenclature also includes a suffix with the device family name. This suffix indicates the package type (for example, TEL) and, optionally, the temperature range (for example, T). [Figure 5-1](#) provides a legend for reading the complete device name for any family member.

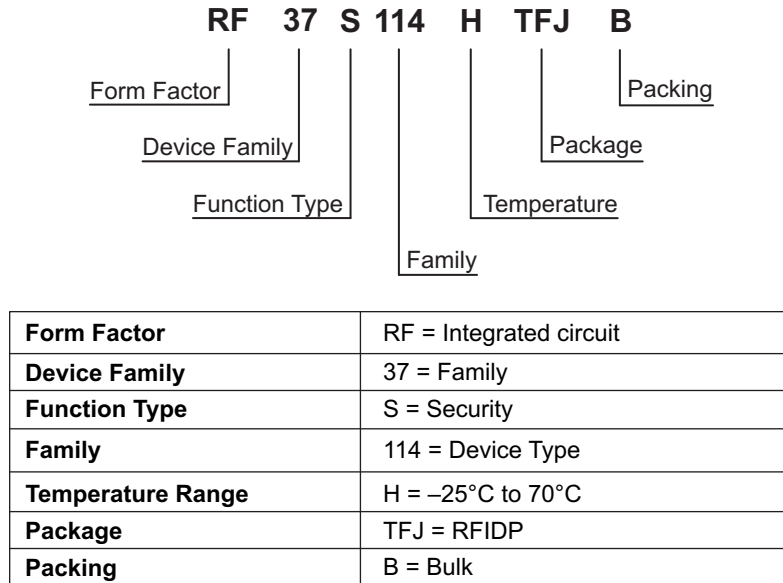


Figure 5-1. Device Nomenclature

5.2 Documentation Support

The following documents describe the RF37S114HTFJB device. Copies of these documents are available on the Internet at www.ti.com.

SPAT178 *RFID Systems Product Specifications.* Texas Instruments Radio Frequency Identification Systems is an industry leader in RFID technology, and the world's largest integrated manufacturer of TI-RFid™ tags, TI-RFid smart labels, and TI-RFid reader systems. With more than 1 billion RFID tags manufactured, TI-RFid technology is used in a broad range of RFID applications worldwide. TI is an active member of many standards bodies, including ISO, ISO/IEC, ECMA International, ETSI, and several national standardization bodies working to drive the adoption of global standards for RFID technology.

5.3 Community Resources

The following links connect to TI community resources. Linked contents are provided "AS IS" by the respective contributors. They do not constitute TI specifications and do not necessarily reflect TI's views; see TI's Terms of Use.

TI E2E™ Online Community *TI's Engineer-to-Engineer (E2E) Community.* Created to foster collaboration among engineers. At e2e.ti.com, you can ask questions, share knowledge, explore ideas and help solve problems with fellow engineers.

5.4 Trademarks

Tag-it, TI-RFid, E2E are trademarks of Texas Instruments.

5.5 Electrostatic Discharge Caution



These devices have limited built-in ESD protection. The leads should be shorted together or the device placed in conductive foam during storage or handling to prevent electrostatic damage to the MOS gates.

5.6 Export Control Notice

Recipient agrees to not knowingly export or re-export, directly or indirectly, any product or technical data (as defined by the U.S., EU, and other Export Administration Regulations) including software, or any controlled product restricted by other applicable national regulations, received from disclosing party under nondisclosure obligations (if any), or any direct product of such technology, to any destination to which such export or re-export is restricted or prohibited by U.S. or other applicable laws, without obtaining prior authorization from U.S. Department of Commerce and other competent Government authorities to the extent required by those laws.

5.7 Glossary

[TI Glossary](#) This glossary lists and explains terms, acronyms, and definitions.

6 Mechanical, Packaging, and Orderable Information

The following pages include mechanical, packaging, and orderable information. This information is the most current data available for the designated devices. This data is subject to change without notice and revision of this document. For browser-based versions of this data sheet, refer to the left-hand navigation.

PACKAGING INFORMATION

Orderable Device	Status (1)	Package Type	Package Drawing	Pins	Package Qty	Eco Plan (2)	Lead/Ball Finish (6)	MSL Peak Temp (3)	Op Temp (°C)	Device Marking (4/5)	Samples
RF37S114HTFJB	ACTIVE	RFIDN	TFJ	0	5000	Pb-Free (RoHS Exempt)	Call TI	Level-1-260C-UNLIM	-25 to 70		Samples

(1) The marketing status values are defined as follows:

ACTIVE: Product device recommended for new designs.

LIFEBUY: TI has announced that the device will be discontinued, and a lifetime-buy period is in effect.

NRND: Not recommended for new designs. Device is in production to support existing customers, but TI does not recommend using this part in a new design.

PREVIEW: Device has been announced but is not in production. Samples may or may not be available.

OBSELETE: TI has discontinued the production of the device.

(2) Eco Plan - The planned eco-friendly classification: Pb-Free (RoHS), Pb-Free (RoHS Exempt), or Green (RoHS & no Sb/Br) - please check <http://www.ti.com/productcontent> for the latest availability information and additional product content details.

TBD: The Pb-Free/Green conversion plan has not been defined.

Pb-Free (RoHS): TI's terms "Lead-Free" or "Pb-Free" mean semiconductor products that are compatible with the current RoHS requirements for all 6 substances, including the requirement that lead not exceed 0.1% by weight in homogeneous materials. Where designed to be soldered at high temperatures, TI Pb-Free products are suitable for use in specified lead-free processes.

Pb-Free (RoHS Exempt): This component has a RoHS exemption for either 1) lead-based flip-chip solder bumps used between the die and package, or 2) lead-based die adhesive used between the die and leadframe. The component is otherwise considered Pb-Free (RoHS compatible) as defined above.

Green (RoHS & no Sb/Br): TI defines "Green" to mean Pb-Free (RoHS compatible), and free of Bromine (Br) and Antimony (Sb) based flame retardants (Br or Sb do not exceed 0.1% by weight in homogeneous material)

(3) MSL, Peak Temp. - The Moisture Sensitivity Level rating according to the JEDEC industry standard classifications, and peak solder temperature.

(4) There may be additional marking, which relates to the logo, the lot trace code information, or the environmental category on the device.

(5) Multiple Device Markings will be inside parentheses. Only one Device Marking contained in parentheses and separated by a "~" will appear on a device. If a line is indented then it is a continuation of the previous line and the two combined represent the entire Device Marking for that device.

(6) Lead/Ball Finish - Orderable Devices may have multiple material finish options. Finish options are separated by a vertical ruled line. Lead/Ball Finish values may wrap to two lines if the finish value exceeds the maximum column width.

Important Information and Disclaimer:The information provided on this page represents TI's knowledge and belief as of the date that it is provided. TI bases its knowledge and belief on information provided by third parties, and makes no representation or warranty as to the accuracy of such information. Efforts are underway to better integrate information from third parties. TI has taken and continues to take reasonable steps to provide representative and accurate information but may not have conducted destructive testing or chemical analysis on incoming materials and chemicals. TI and TI suppliers consider certain information to be proprietary, and thus CAS numbers and other limited information may not be available for release.

In no event shall TI's liability arising out of such information exceed the total purchase price of the TI part(s) at issue in this document sold by TI to Customer on an annual basis.

IMPORTANT NOTICE

Texas Instruments Incorporated and its subsidiaries (TI) reserve the right to make corrections, enhancements, improvements and other changes to its semiconductor products and services per JESD46, latest issue, and to discontinue any product or service per JESD48, latest issue. Buyers should obtain the latest relevant information before placing orders and should verify that such information is current and complete. All semiconductor products (also referred to herein as "components") are sold subject to TI's terms and conditions of sale supplied at the time of order acknowledgment.

TI warrants performance of its components to the specifications applicable at the time of sale, in accordance with the warranty in TI's terms and conditions of sale of semiconductor products. Testing and other quality control techniques are used to the extent TI deems necessary to support this warranty. Except where mandated by applicable law, testing of all parameters of each component is not necessarily performed.

TI assumes no liability for applications assistance or the design of Buyers' products. Buyers are responsible for their products and applications using TI components. To minimize the risks associated with Buyers' products and applications, Buyers should provide adequate design and operating safeguards.

TI does not warrant or represent that any license, either express or implied, is granted under any patent right, copyright, mask work right, or other intellectual property right relating to any combination, machine, or process in which TI components or services are used. Information published by TI regarding third-party products or services does not constitute a license to use such products or services or a warranty or endorsement thereof. Use of such information may require a license from a third party under the patents or other intellectual property of the third party, or a license from TI under the patents or other intellectual property of TI.

Reproduction of significant portions of TI information in TI data books or data sheets is permissible only if reproduction is without alteration and is accompanied by all associated warranties, conditions, limitations, and notices. TI is not responsible or liable for such altered documentation. Information of third parties may be subject to additional restrictions.

Resale of TI components or services with statements different from or beyond the parameters stated by TI for that component or service voids all express and any implied warranties for the associated TI component or service and is an unfair and deceptive business practice. TI is not responsible or liable for any such statements.

Buyer acknowledges and agrees that it is solely responsible for compliance with all legal, regulatory and safety-related requirements concerning its products, and any use of TI components in its applications, notwithstanding any applications-related information or support that may be provided by TI. Buyer represents and agrees that it has all the necessary expertise to create and implement safeguards which anticipate dangerous consequences of failures, monitor failures and their consequences, lessen the likelihood of failures that might cause harm and take appropriate remedial actions. Buyer will fully indemnify TI and its representatives against any damages arising out of the use of any TI components in safety-critical applications.

In some cases, TI components may be promoted specifically to facilitate safety-related applications. With such components, TI's goal is to help enable customers to design and create their own end-product solutions that meet applicable functional safety standards and requirements. Nonetheless, such components are subject to these terms.

No TI components are authorized for use in FDA Class III (or similar life-critical medical equipment) unless authorized officers of the parties have executed a special agreement specifically governing such use.

Only those TI components which TI has specifically designated as military grade or "enhanced plastic" are designed and intended for use in military/aerospace applications or environments. Buyer acknowledges and agrees that any military or aerospace use of TI components which have **not** been so designated is solely at the Buyer's risk, and that Buyer is solely responsible for compliance with all legal and regulatory requirements in connection with such use.

TI has specifically designated certain components as meeting ISO/TS16949 requirements, mainly for automotive use. In any case of use of non-designated products, TI will not be responsible for any failure to meet ISO/TS16949.

Products

Audio	www.ti.com/audio
Amplifiers	amplifier.ti.com
Data Converters	dataconverter.ti.com
DLP® Products	www.dlp.com
DSP	dsp.ti.com
Clocks and Timers	www.ti.com/clocks
Interface	interface.ti.com
Logic	logic.ti.com
Power Mgmt	power.ti.com
Microcontrollers	microcontroller.ti.com
RFID	www.ti-rfid.com
OMAP Applications Processors	www.ti.com/omap
Wireless Connectivity	www.ti.com/wirelessconnectivity

Applications

Automotive and Transportation	www.ti.com/automotive
Communications and Telecom	www.ti.com/communications
Computers and Peripherals	www.ti.com/computers
Consumer Electronics	www.ti.com/consumer-apps
Energy and Lighting	www.ti.com/energy
Industrial	www.ti.com/industrial
Medical	www.ti.com/medical
Security	www.ti.com/security
Space, Avionics and Defense	www.ti.com/space-avionics-defense
Video and Imaging	www.ti.com/video

TI E2E Community

e2e.ti.com