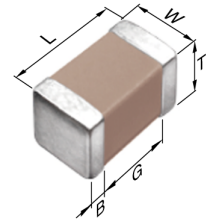


C1608JB1E334K080AC



**TDK item description** C1608JB1E334KT\*\*\*\*

<b>Applications</b>	Commercial Grade
<b>Feature</b>	<span style="border: 1px solid red; padding: 2px;">General</span> General (Up to 50V)
<b>Series</b>	C1608 [EIA 0603]
<b>Status</b>	Production (Not Recommended for New Design)



Dimensions in mm

Size	
Length(L)	1.60mm ±0.10mm
Width(W)	0.80mm ±0.10mm
Thickness(T)	0.80mm ±0.10mm
Terminal Width(B)	0.20mm Min.
Terminal Spacing(G)	0.30mm Min.
Recommended Land Pattern (PA)	0.70mm to 1.00mm(Flow Soldering)
	0.60mm to 0.80mm(Reflow Soldering)
Recommended Land Pattern (PB)	0.80mm to 1.00mm(Flow Soldering)
	0.60mm to 0.80mm(Reflow Soldering)
Recommended Land Pattern (PC)	0.60mm to 0.80mm(Flow Soldering)
	0.60mm to 0.80mm(Reflow Soldering)

Electrical Characteristics	
Capacitance	330nF ±10%
Rated Voltage	25VDC
Temperature Characteristic	JB(±10%)
Dissipation Factor (Max.)	5%
Insulation Resistance (Min.)	303MΩ

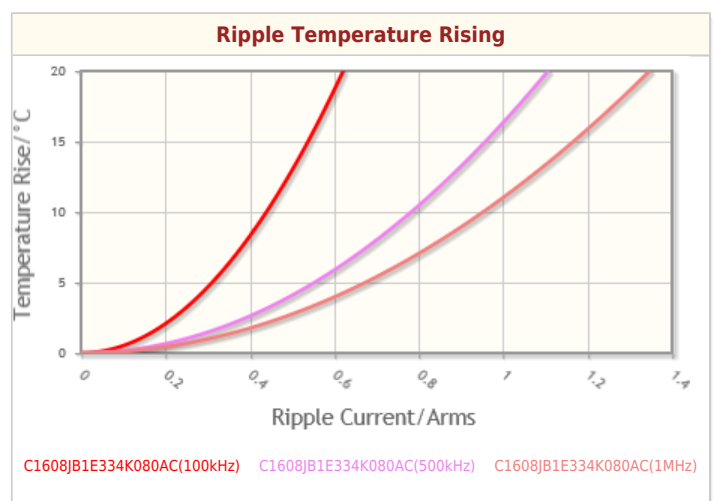
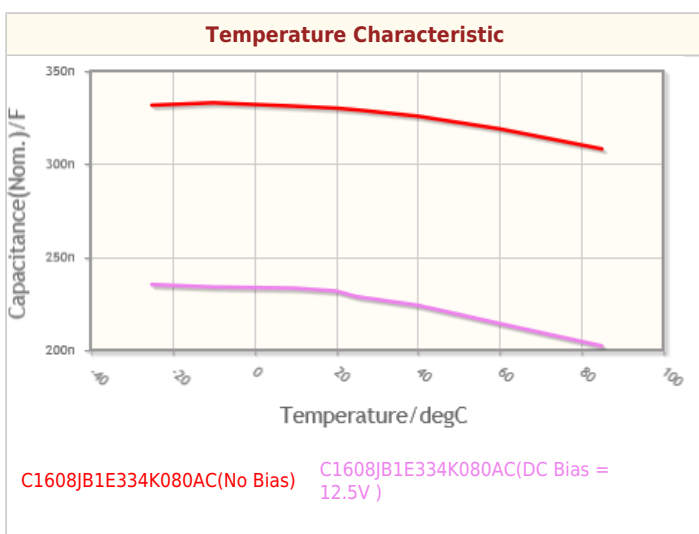
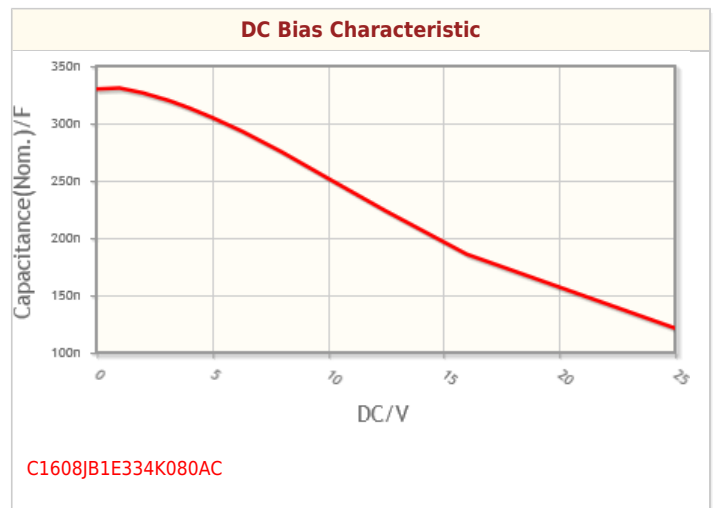
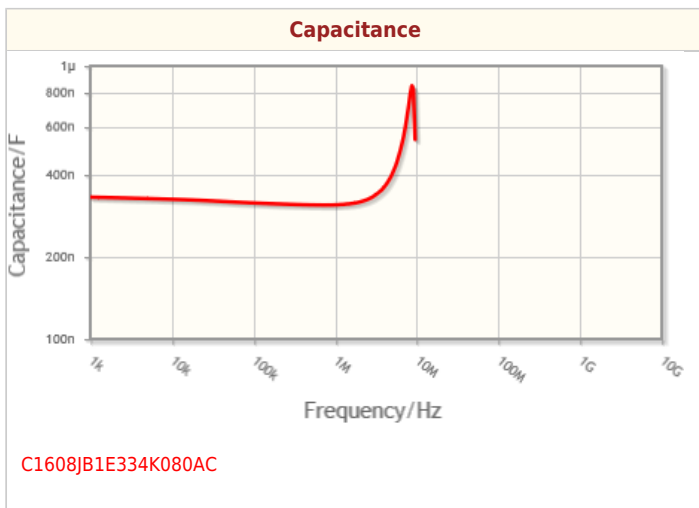
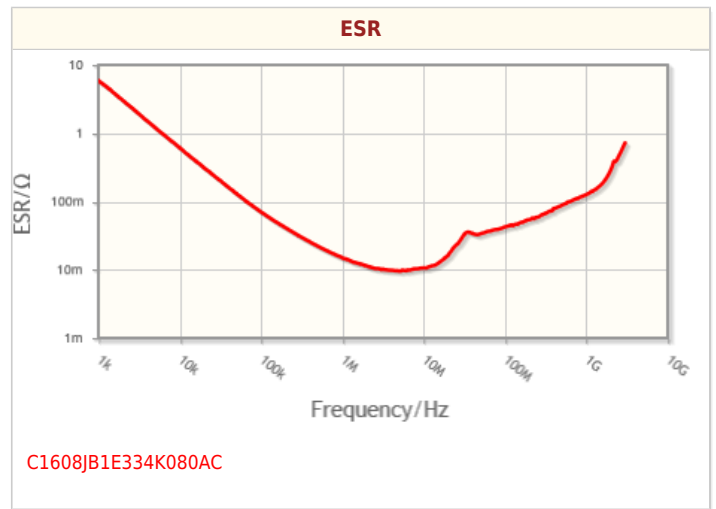
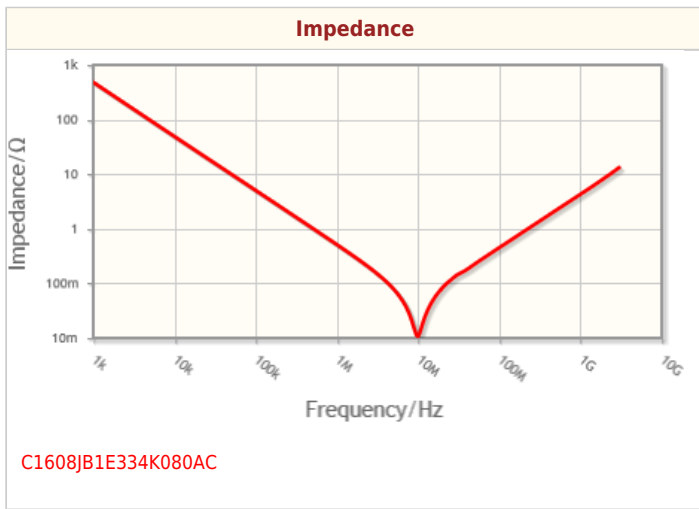
Other	
Soldering Method	Wave (Flow)
	Reflow
AEC-Q200	No
Packing	Punched (Paper)Taping [180mm Reel]
Package Quantity	4000pcs

! Images are for reference only and show exemplary products.  
! This PDF document was created based on the data listed on the TDK Corporation website.  
! All specifications are subject to change without notice.

C1608JB1E334K080AC



Characteristic Graphs(This is reference data, and does not guarantee the products characteristics.)

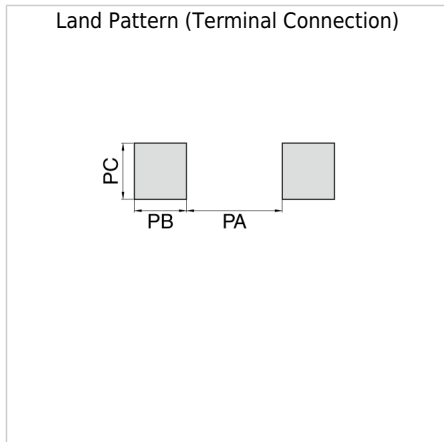


! Images are for reference only and show exemplary products.  
! This PDF document was created based on the data listed on the TDK Corporation website.  
! All specifications are subject to change without notice.

C1608JB1E334K080AC



## Associated Images



! Images are for reference only and show exemplary products.  
! This PDF document was created based on the data listed on the TDK Corporation website.  
! All specifications are subject to change without notice.