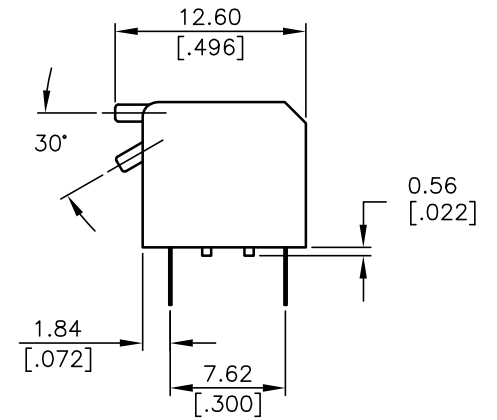
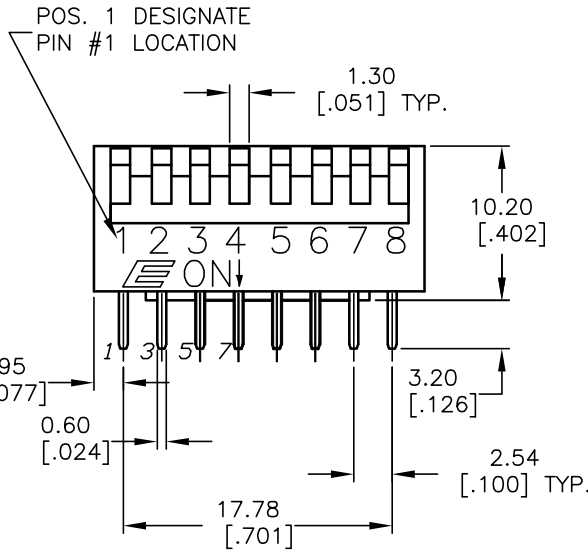
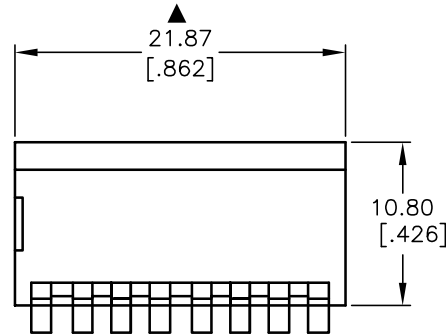


*(Pos. 1 Denotes Pin No. 1)



NOTES:

1. ALL DIMENSIONS IN MM [INCH]
2. GENERAL TOLERANCE: X.X=±0.4
X.XX=±0.25
3. TERM. NOS. FOR REFERENCE ONLY.
4. CONTACT RATINGS: 25mA @24VDC.
5. MATERIAL: (TERMINALS/CONTACTS):
PHOSPHOR BRONZE w/Gold Plate over Nickel Plate
6. INSULATION RESISTANCE:
100Mega-ohms min @500VDC
7. CONTACT RESISTANCE (INITIAL):
50mILLI-ohms @2-4VDC @100mA
8. OPERATING FORCE: 1000gf max.
9. TRAVEL: 2mm typical
- ▲10. TOP TAPE SEAL FOR FLUX WASH.
- ▲11. SWITCHES SUPPLIED IN DISPENSING TUBES
WITH ALL POLES IN THE "OFF" POSITION.
12. ▲ DENOTES CRITICAL PARAMETER.

E-SWITCH®

B	13568	REMOVE TABLE, UPDATE STANDARDS	11/3/03	AR
A		RELEASED FOR PRODUCTION		
REV.	ECN No.	DESCRIPTION	DATE	CHKD

TITLE					KAP1108ET				
SCALE	2:1	DATE	12/4/96	DR	MM	DWG	N411083	REV	B

THE INFORMATION CONTAINED IN THIS DOCUMENT IS PROPRIETARY TO E-SWITCH AND IS NOT TO BE COPIED OR TRANSFERRED