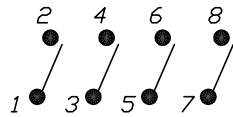


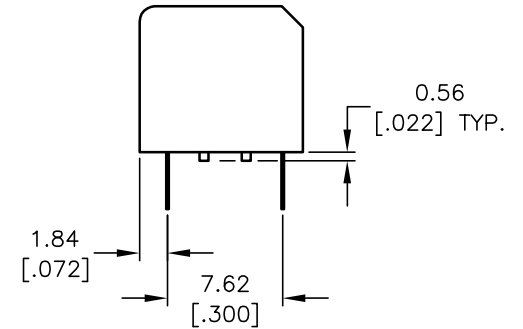
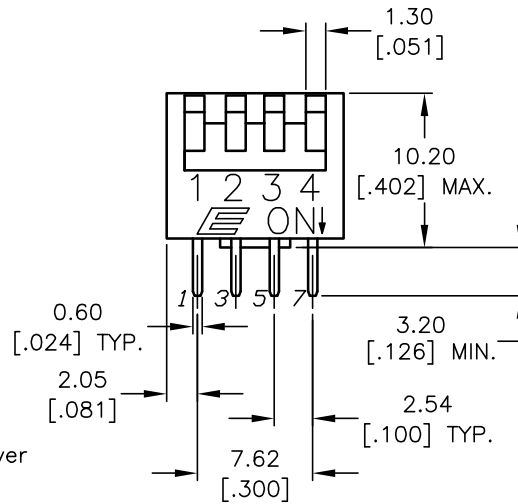
RECOMMEND P.C.B. LAYOUT



CONTACT CONFIGURATION

NOTES:

1. ALL DIMENSIONS IN MM [INCH]
2. GENERAL TOLERANCE: X.X=±0.4  
X.XX=±0.25
3. TERM. NOS. FOR REFERENCE ONLY.
4. CONTACT RATINGS: 25mA @24VDC.
5. MATERIAL: (TERMINALS/CONTACTS):  
PHOSPHOR BRONZE w/Gold Plate over  
Nickel Plate
6. INSULATION RESISTANCE:  
100Mega-OHMS min @500VDC
7. CONTACT RESISTANCE (INITIAL):  
50mILLI-OHMS @2-4VDC @100mA
8. OPERATING FORCE: 1000gf max.
9. TRAVEL: 2mm typical
- ▲10. TOP TAPE SEAL FOR FLUX WASH.
- ▲11. SWITCHES SUPPLIED IN DISPENSING TUBES  
WITH ALL POLES IN THE "OFF" POSITION.
12. ▲ DENOTES CRITICAL PARAMETER.



**E-SWITCH®**

TITLE					KAP1104RT				
SCALE	2:1	DATE	11/3/03	DR	AR	DWG	N411041	REV	A

A	13568	RELEASED FOR PRODUCTION	11/3/03	AR
REV.	ECN No.	DESCRIPTION	DATE	CHKD

THE INFORMATION CONTAINED IN THIS DOCUMENT IS PROPRIETARY TO E-SWITCH AND IS NOT TO BE COPIED OR TRANSFERRED