

GBU25B Thru GBU25M

High Current Glass Passivated Molding Single-Phase Bridge Rectifier

Reverse Voltage 100 to 1000V Forward Current 25A

FEATURES

- Plastic Package has Underwriters Laboratory Flammability Classification 94V-0
- High current capacity with small package
- Glass passivated chip junctions
- Superior thermal conductivity
- High IFSM



1. Maximum & Thermal Characteristics Ratings at 25 °C ambient temperature unless otherwise specified.

Parameter Symbol	Symbol	GBU25B	GBU25D	GBU25G	GBU25J	GBU25K	GBU25M	Unit
Maximum repetitive voltage	VRRM	100	200	400	600	800	1000	V
Maximum RMS Voltage	VRMS	70	140	280	420	560	700	V
Maximum DC Blocking Voltage	VDC	100	200	400	600	800	1000	V
Maximum DC reverse current TA=25	IR	5						μA
at rated DC blocking voltage TA=125		500						
Maximum average forward rectified output current at Tc=100	Io	25						A
Peak forward surge current 8.3ms single half sine-wave superimposed on rated load	IFSM	350						A
Rating of fusing (t<8.3ms)	i ² t	300						A ² sec
Dielectric strength terminals to case , AC 1 minute Current 1mA	Vdia	2.5						KV
Max instantaneous forward voltage at 12.5A	VF	1.05						V
Maximum thermal on P.C.B. without heat-sink	R _{θJA}	MAX22						/W
resistance per leg on Al plate heat-sink	R _{θJC}	MAX2.0						
Operating junction temperature	TJ	-55~150						
Storage temperature	Tstg	-55~150						
Mounting torque	Tor	Rating Torque : 0.8 (Suggests 0.45~0.65)						N.m

GBU25B Thru GBU25M

2. Ratings and Characteristic Curves (TA = 25°C unless otherwise noted)

Fig. 1 Derating Curve

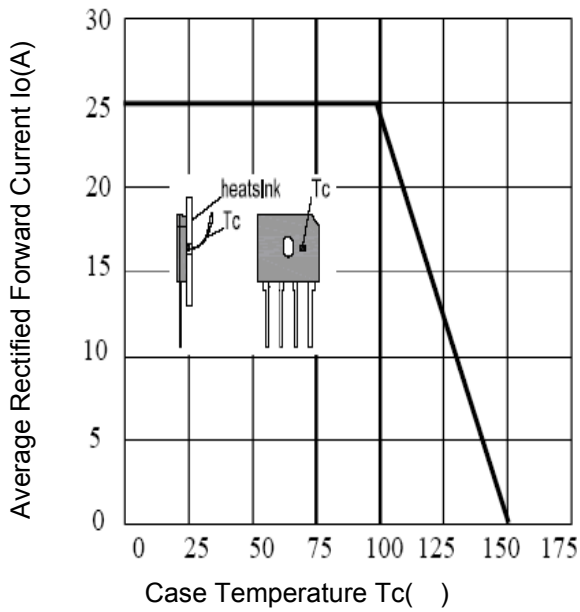


Fig.2 Typical Reverse Characteristics

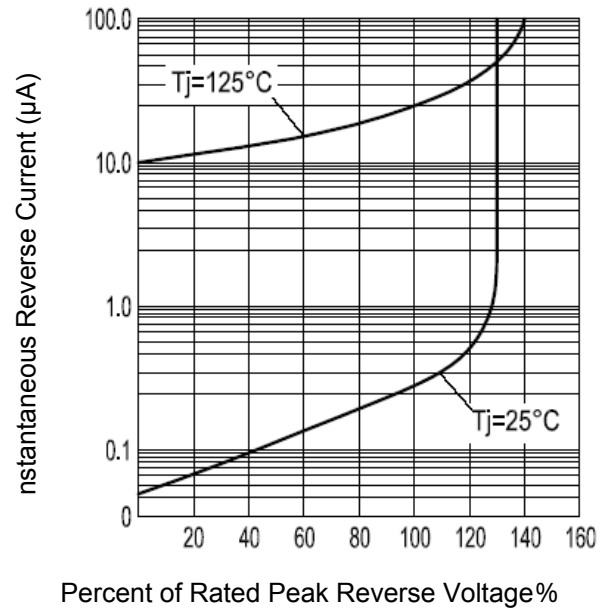


Fig.3 Forward Voltage

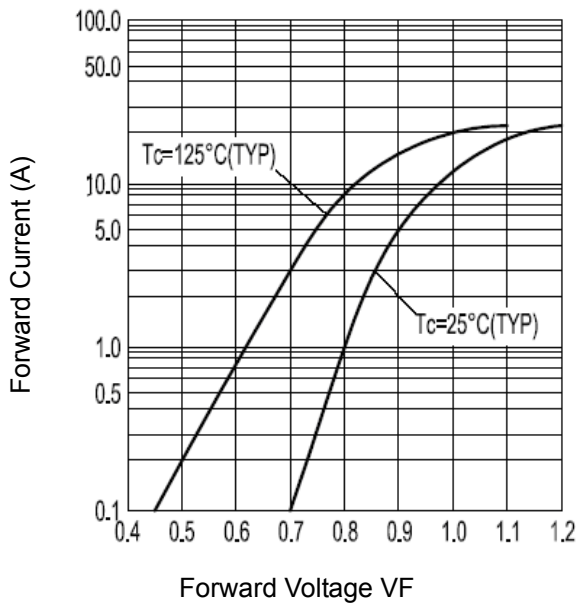


Fig.4 Peak Surge Forward Capability

