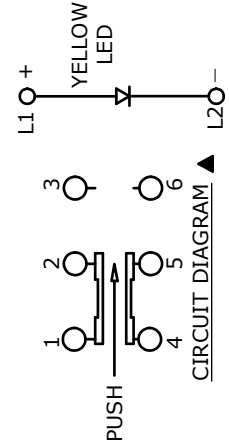
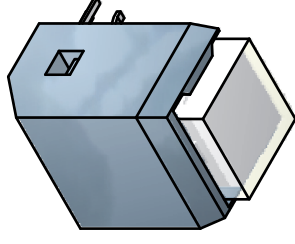
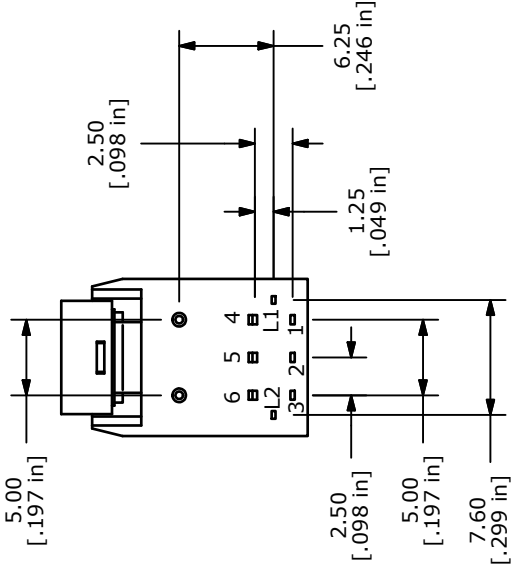
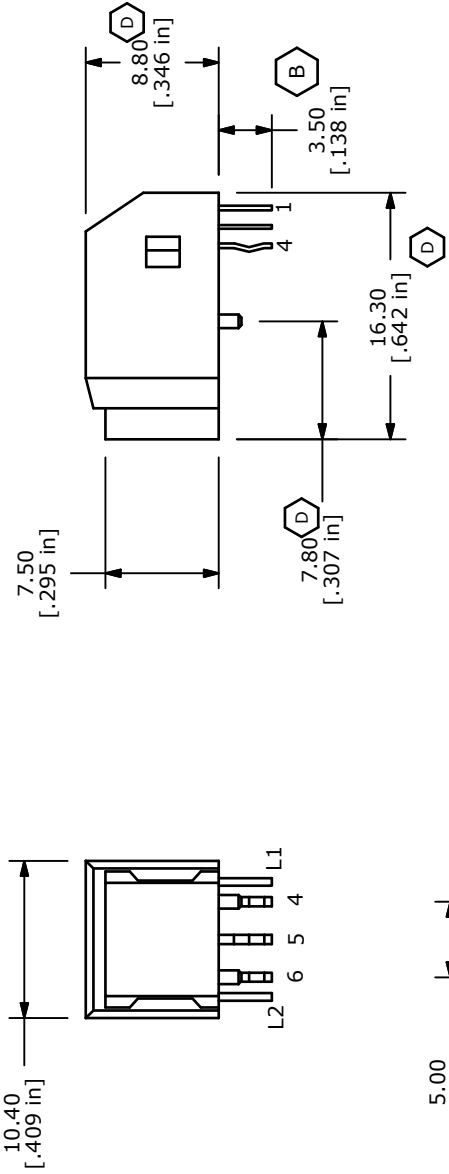


PCB LAYOUT



NOTES:

1. ALL DIMENSIONS IN MM [INCH]
2. GENERAL TOLERANCE: X.X=±0.4  
X.XX=±0.25
3. TERMINAL NUMBERS FOR REF ONLY
4. CONTACT RATING: CURRENT: 100mA  
VOLTAGE: 30 VDC
5. OPERATING LIFE: 50,000 MAKE-AND-BREAK CYCLES
6. INSULATION RESISTANCE: 500VDC, 100M OHM. MIN.
7. OPERATING FORCE: 250gf ± 100 GRAMS
8. OPERATING TEMP.: -20°C to 70°C
- ▲ 9. TRAVEL: 1.00 ± 0.3mm LOCK  
1.50 ± 0.3mm FULL TRAVEL
10. CONTACT RESISTANCE: 50 m OHM. MAX.
11. ▲ DENOTES CRITICAL PARAMETER.
12. 2002/95/EC (ROHS) COMPLIANT
- ▲ 13. LED COLOR: YELLOW



LED SPECS	UNITS	YELLOW
FORWARD CURRENT	mA	20
FORWARD VOLTAGE @20mA	V	1.7-2.4
LUMINOUS INTENSITY @ 10mA	MCD	350



TITLE LP4EE1RBATY

REV	PCR NO	DESCRIPTION	DATE	BY
D	19602	DRAWING UPDATE	1/19/11	BGL
C	19513	CORRECT DIM / UPDATE DRAWING	12/09/10	BMA
B	19100	revised to crimped terminals	5/25/10	rc
A	18354	RELEASE FOR PRODUCTION	12/18/08	BLR

THE INFORMATION CONTAINED IN THIS DOCUMENT IS PROPRIETARY TO E-SWITCH AND IS NOT TO BE COPIED OR TRANSFERRED

SCALE	2 = 1	DATE	12/18/2008	DR	BLR	DWG	B240015	REV	D
-------	-------	------	------------	----	-----	-----	---------	-----	---