



Low voltage Single Coil Hall Effect IC with Complementary Output Drivers

Features:

- Operate from 1.8V to 4.5V supply voltage.
- On-chip Hall sensor.
- Internal thermal compensation circuit enable operation in a wide range temperature without loss of sensitivity.
- Output sinking capability up to 200mA for driving large load.
- Available in rugged low profile SOT-25 packages.

General Description:

WSH520 is designed to integrate Hall sensor with complementary output drivers on the same chip, it is suitable for single coil DC brushless motors. It includes a temperature compensated circuit, a differential amplifier, a Hysteresis controller, complementary bi-direction drivers for sinking and driving large current load. WSH520 are rated for operation over temperature range from -20° C to 75° C and voltage ranges from 1.8V to 4.5V.

Pin Descriptions: (SOT-25)

Name	P/I/O	Pin#	Description
Vcc	P	1	Positive Power Supply
Vss	P	2	Ground
DO	O	3	Output Pin #2
DOB	O	4	Output Pin #1

Absolute Maximum Rating (at Ta=25° C)

Supply Voltage	Vcc	-----	5V
Magnetic flux density	B	-----	Unlimited
Output ON Current (continuous)	Ic	-----	220mA
Operating Temperature Range	Ta	-----	(-20° C to +75° C)
Storage Temperature Range	Ts	-----	(-65° C to +150° C)
Package Power Dissipation	Pd	-----	350mw for SOT-25

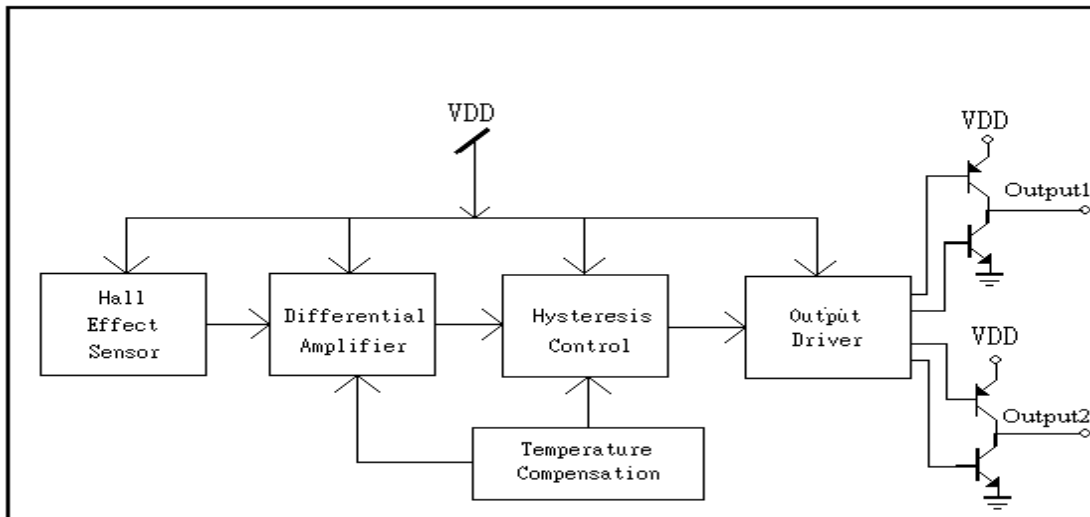
Winson reserves the right to make changes to improve reliability or manufacturability.

Electrical Characteristics:

(T=+25°C, Vcc=1.8V to 4.5V)

Characteristic	Symbol	Test Conditions	Min	Typ	Max	Units
Supply Voltage	Vcc	—	1.8	—	4.5	V
Output Saturation Voltage	Vout(sat) Vdrive+Vsink	Vcc=3V, Io=150mA	—	0.6	1.0	V
Output Leakage Current	Ileakage	Vcc=3V, B < Brp	—	<0.1	10	uA
Supply Current	Isupply	Vcc=3V, Io=150mA	—	10	20	mA

Function Block:

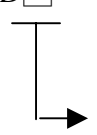


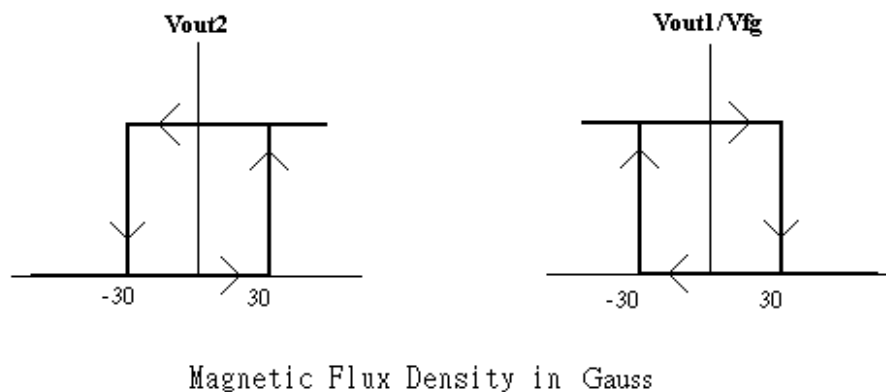
Winson reserves the right to make changes to improve reliability or manufacturability.

Magnetic Characteristics:

Characteristics	Symbol	Quantity	Ta= -20°C to +80°C			Unit
			Min	Typ.	Max	
Operate Point	Bop	Grade A		35	70	Gauss
		Grade B		50	100	
Release Point	Brp	Grade A	-70	-35		Gauss
		Grade B	-100	-50		
Hysteresis Window	Bop-Brp			70	150	Gauss

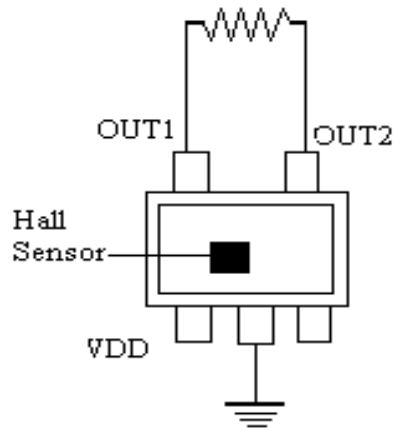
Ordering Information:

SOT-25: WSH520-XPD <input type="checkbox"/> 	Elec. Grade SOT-25: 1: A Grade (70 Gauss) 2: B Grade (100 Gauss)
--	--

Test Circuit:
WSH520 Complementary Output1/Vfg vs. Output2


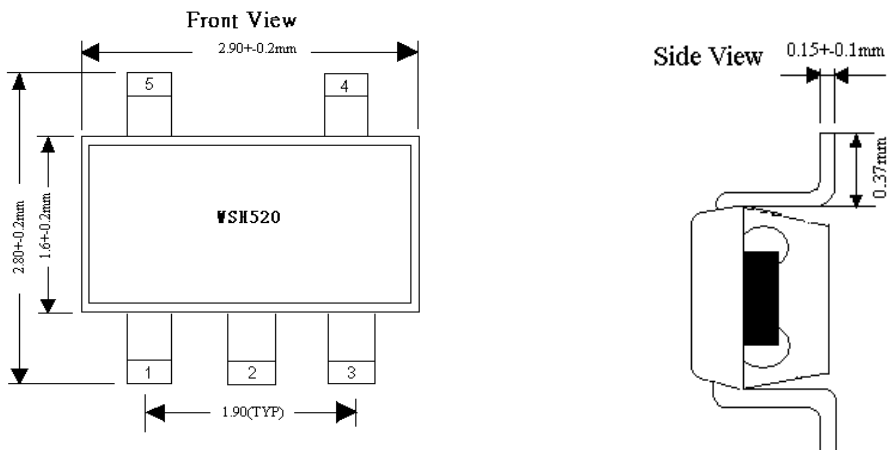
Winson reserves the right to make changes to improve reliability or manufacturability.

1. SOT-25:

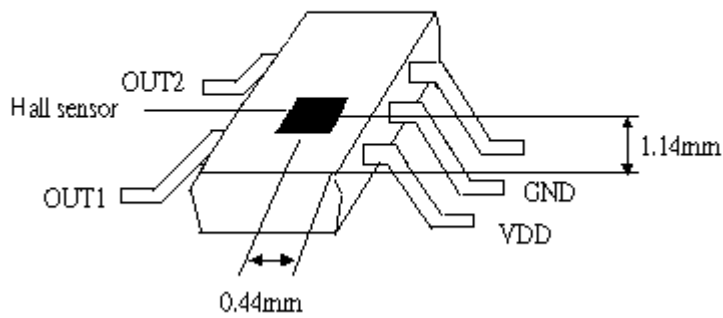
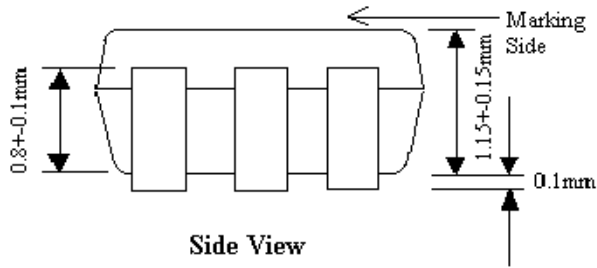


Package Information:

1. SOT-25

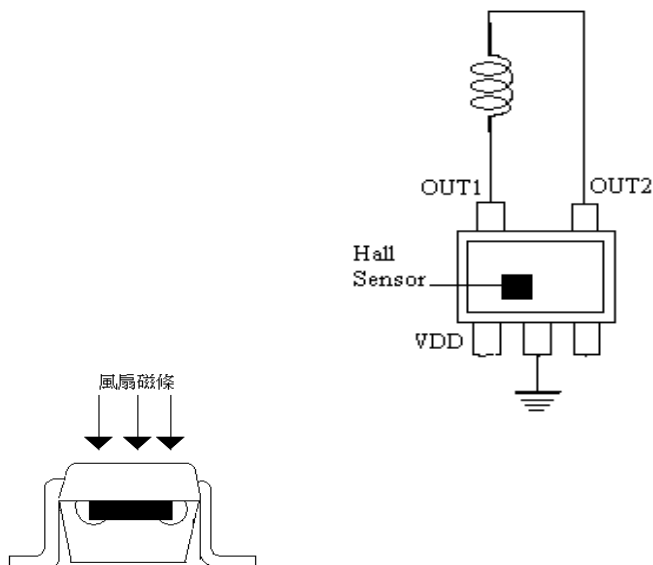


Winson reserves the right to make changes to improve reliability or manufacturability.



Application Circuit:

1-1. SOT-25



Winson reserves the right to make changes to improve reliability or manufacturability.

Figure 1.

1-2. SOT-25

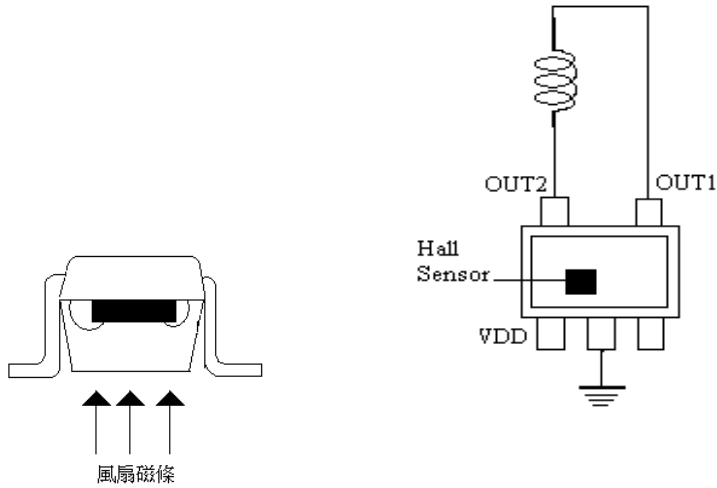
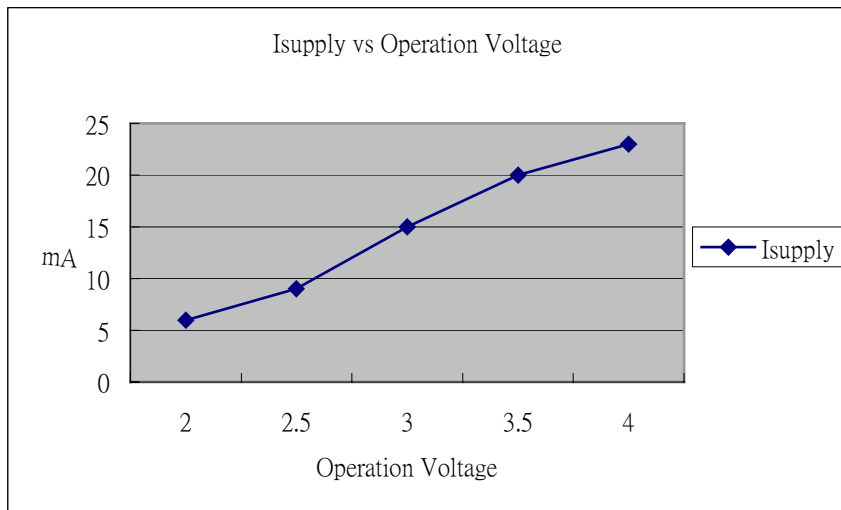


Figure 2.

IV-Curve



Winson reserves the right to make changes to improve reliability or manufacturability.