


REPLACEMENT TYPE :KTA1668

FEATURES

- High Voltage: $V_{CEO}=-60V$
- High Transistors Frequency



SOT-89

1:BASE 2:COLLECTOR 3:EMITTER

MAXIMUM RATINGS ($T_A = 25^\circ C$ unless otherwise noted)

Parameter	Symbol	Value	Unit
Collector-Base Voltage	V_{CBO}	-80	V
Collector-Emitter Voltage	V_{CEO}	-60	V
Emitter-Base Voltage	V_{EBO}	-5	V
Collector Current-Continuous	I_C	-1	A
Collector Power Dissipation	P_C	500	mW
Junction Temperature	T_J	150	$^\circ C$
Storage Temperature	T_{stg}	-55~150	$^\circ C$

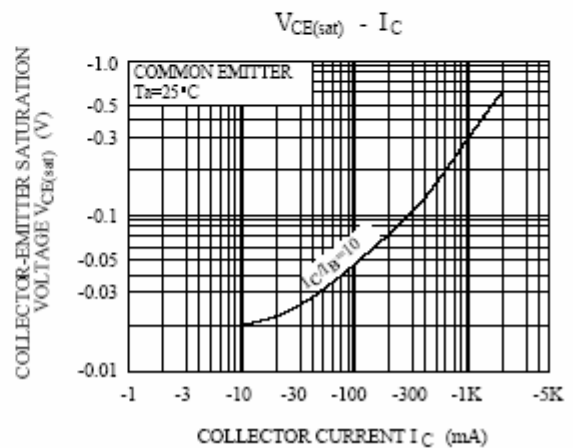
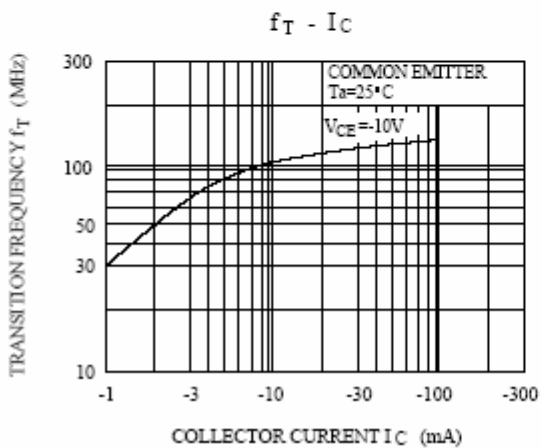
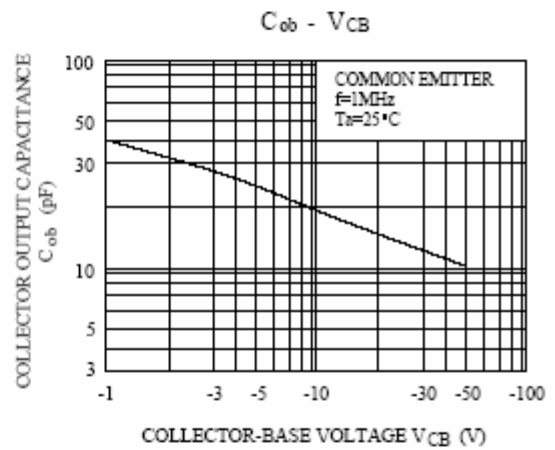
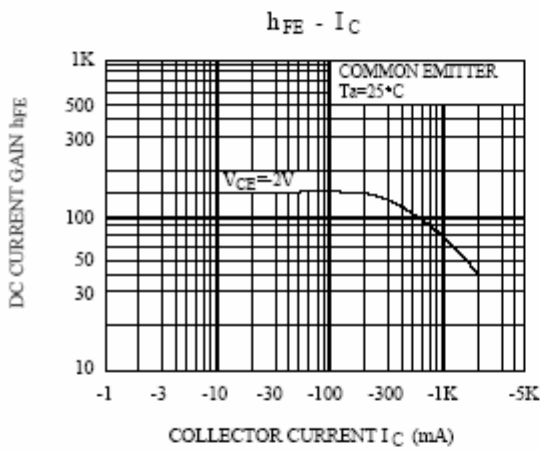
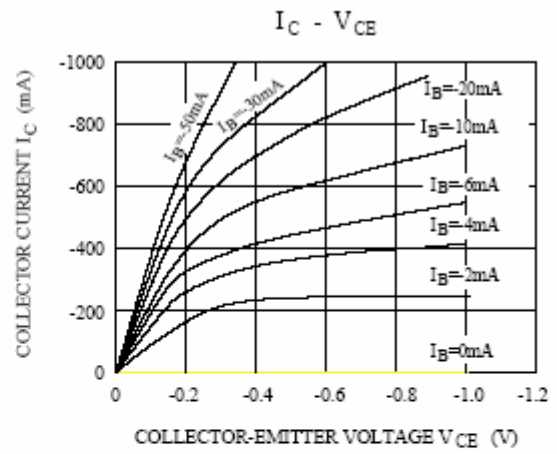
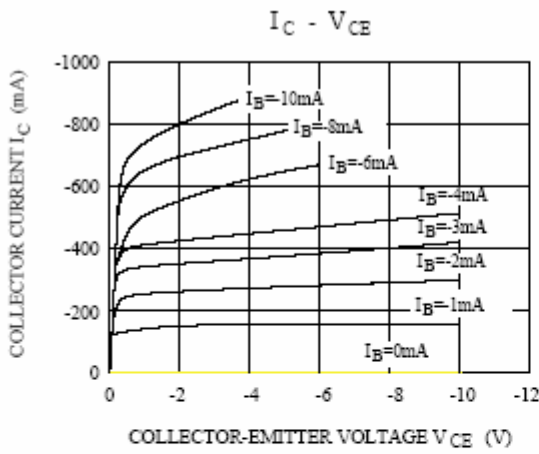
ELECTRICAL CHARACTERISTICS ($T_A=25^\circ C$ unless otherwise noted)

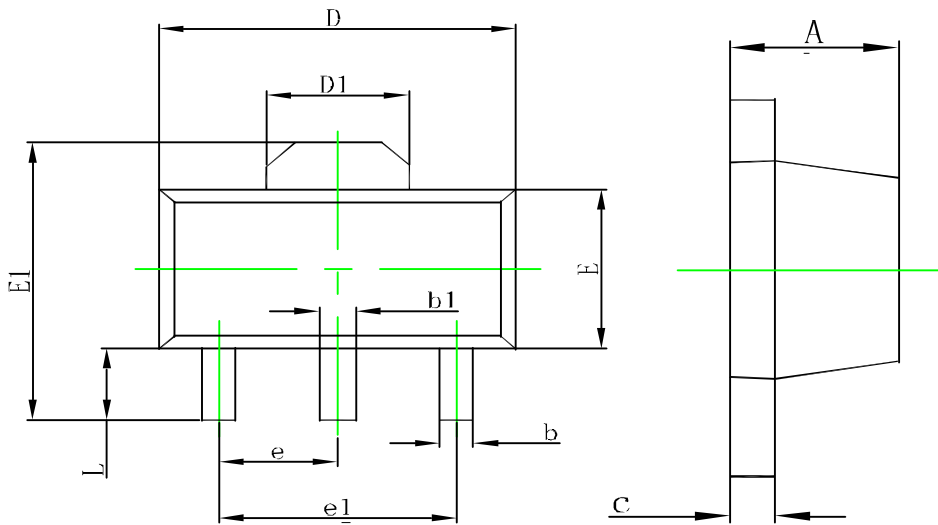
Parameter	Symbol	Test conditions	Min	Typ	Max	Unit
Collector-Base Breakdown Voltage	V_{CBO}	$I_C=-0.1mA, I_E=0$	-80			V
Collector-Emitter Breakdown Voltage	V_{CEO}	$I_C=-1mA, I_B=0$	-60			V
Emitter-Base Breakdown Voltage	V_{EBO}	$I_E=-0.1mA, I_C=0$	-5			V
Collector Cut-off Current	I_{CBO}	$V_{CB}=-50V, I_E=0$			-0.1	μA
Emitter Cut-off Current	I_{EBO}	$V_{EB}=-4V, I_C=0$			-0.1	μA
DC Current Gain	$h_{FE(1)}$	$V_{CE}=-2V, I_C=-50mA$	60		320	
	$h_{FE(2)}$	$V_{CE}=-2V, I_C=-1A$	30			
Collector-Emitter Saturation Voltage	$V_{CE(sat)}$	$I_C=-500mA, I_B=-50mA$			-0.7	V
Base-Emitter Saturation Voltage	V_{BE}	$I_C=-500mA, I_B=-50mA$			-1.2	
Collector Output Capacitance	C_{ob}	$V_{CB}=-10V, I_E=0, f=1MHz$		12		pF
Transition Frequency	f_T	$V_{CE}=-10V, I_C=-50mA, f=100MHz$		150		MHz

CLASSIFICATION OF h_{FE}

Rank	O	Y	GR
Range	60-120	100-200	160-320
Marking	JO	JY	JGR

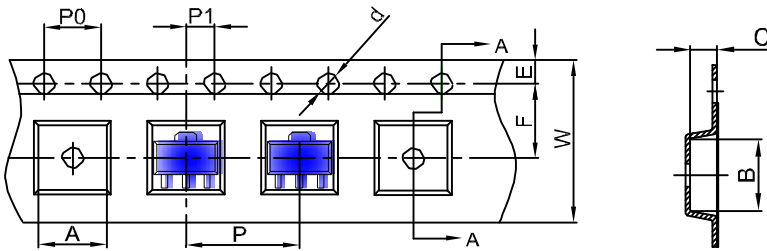
Typical Characteristics



SOT-89 Package Outline Dimensions


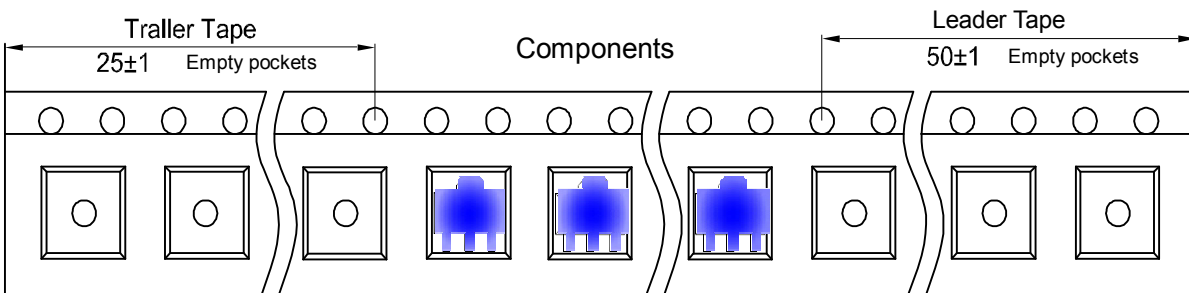
Symbol	Dimensions In Millimeters		Dimensions In Inches	
	Min.	Max.	Min.	Max.
A	1.400	1.600	0.055	0.063
b	0.320	0.520	0.013	0.020
b1	0.400	0.580	0.016	0.023
c	0.350	0.440	0.014	0.017
D	4.400	4.600	0.173	0.181
D1	1.550REF.		0.061REF.	
E	2.300	2.600	0.091	0.102
E1	3.940	4.250	0.155	0.167
e	1.500TYP.		0.060TYP.	
e1	3.000TYP.		0.118TYP.	
L	0.900	1.200	0.035	0.047

SOT-89 Tape and Reel

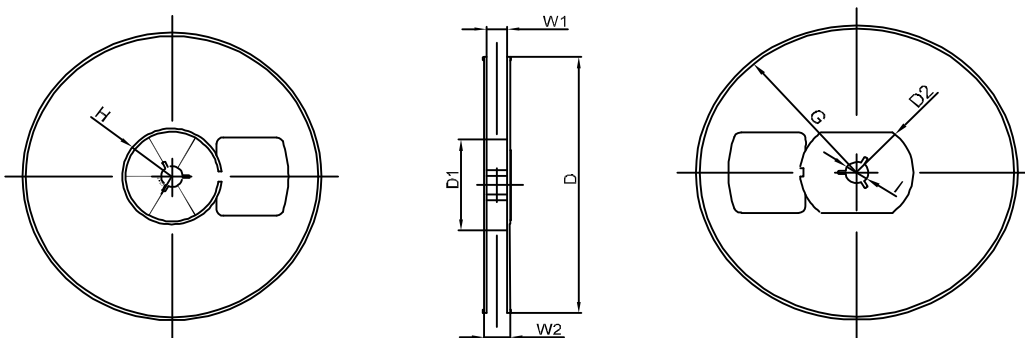


DIMENSIONS ARE IN MILLIMETER										
TYPE	A	B	C	d	E	F	P0	P	P1	W
SOT-89	4.85	4.45	1.85	φ1.50	1.75	5.50	4.00	8.00	2.00	12.00
TOLERANCE	±0.1	±0.1	±0.1	±0.1	±0.1	±0.1	±0.1	±0.1	±0.1	±0.1

SOT-89 Tape Leader and Trailer



SOT-89 Reel



DIMENSIONS ARE IN MILLIMETER								
REEL OPTION	D	D1	D2	G	H	I	W1	W2
7" DIA	φ 180	60.00	R32.00	R86.50	R30.00	φ 13.00	13.20	16.50
TOLERANCE	±2	±1	±1	±1	±1	±1	±1	±1