

Customer Information Sheet

DRAWING No.: G125-MCXXX05LX-XXXXM

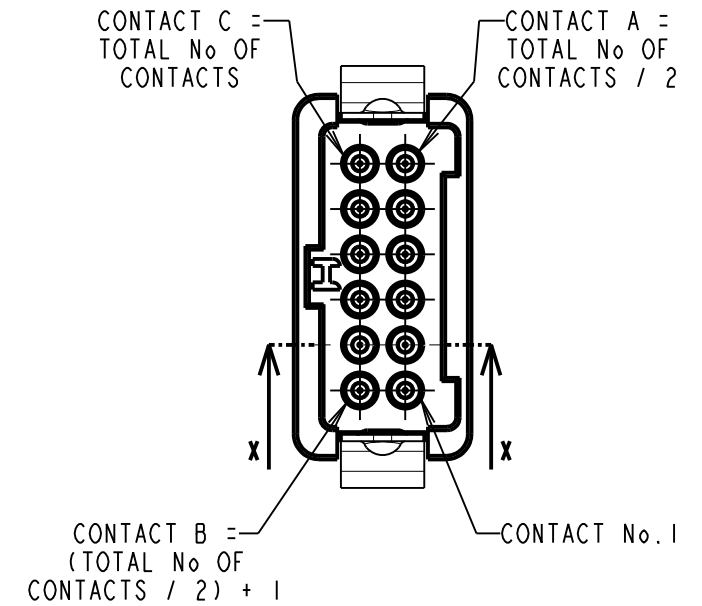
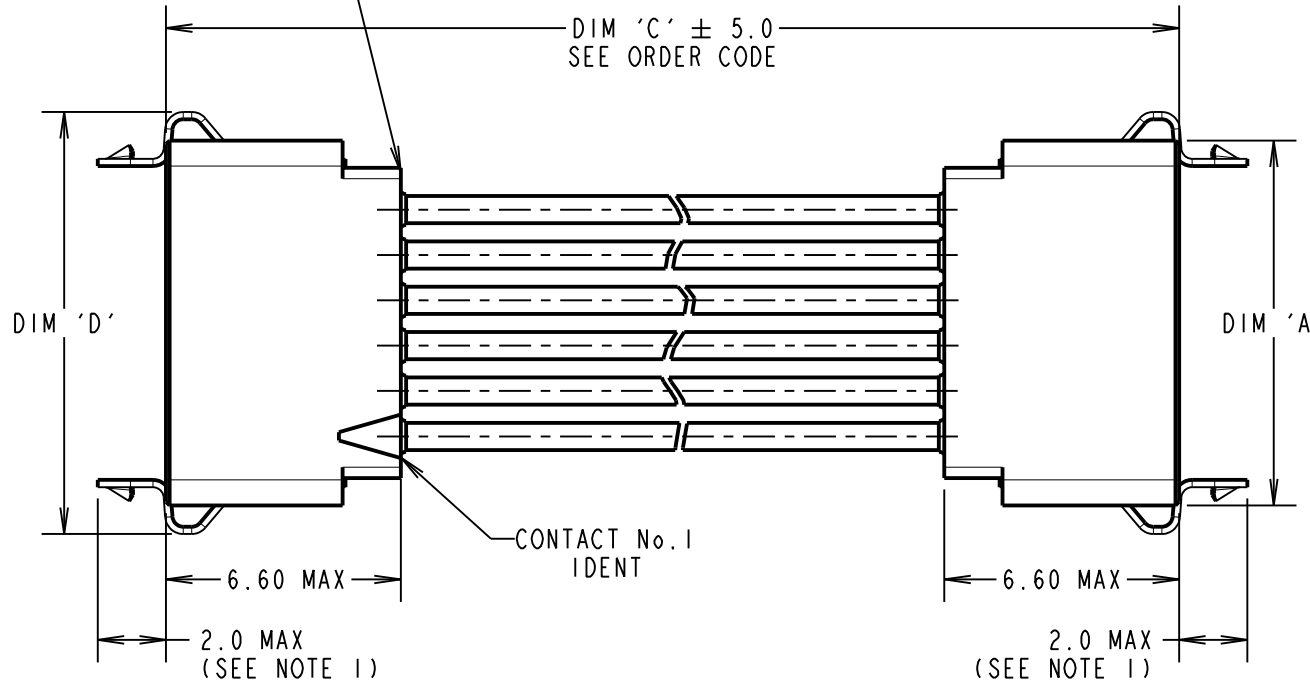
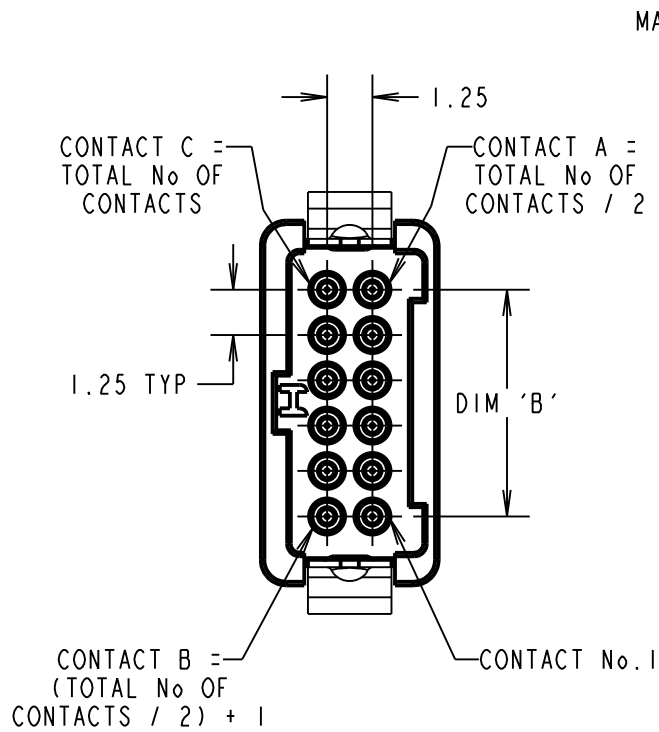
IF IN DOUBT - ASK

©

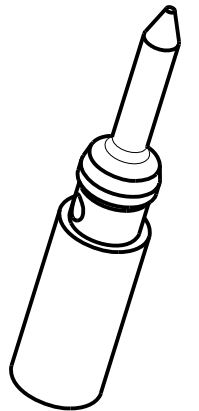
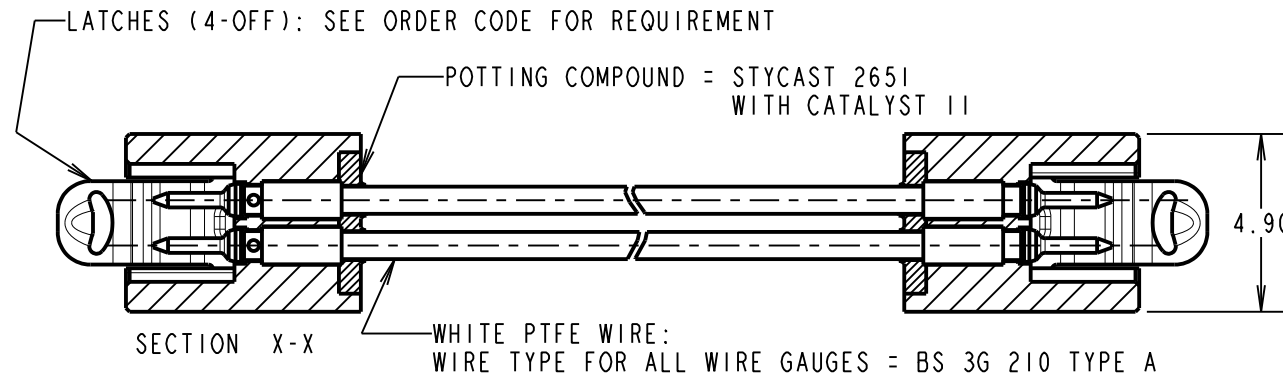
NOT TO SCALE

THIRD ANGLE PROJECTION

ALL DIMENSIONS IN mm



PATENT GRANTED - US 13/848813
 PATENT PENDING - GB 1205109.0
 PATENT PENDING - EP 13159969.8



NOTES:

- LATCHES ARE SHOWN FOR ILLUSTRATION ONLY. WHEN "L0" IS SPECIFIED IN THE ORDER CODE NO LATCHES WILL BE FITTED.
- WIRING OF CABLES:
CONTACT 1 TO CONTACT 1, CONTACT 2 TO CONTACT 2, CONTACT 3 TO CONTACT 3... CONTACT A TO CONTACT A... CONTACT B TO CONTACT B... CONTACT C TO CONTACT C.
- CABLE ASSEMBLIES WILL BE PACKED IN BAGS OF 10.
- FOR COMPLETE SPECIFICATION, SEE COMPONENT SPECIFICATIONS C049XX AND C125XX (LATEST ISSUES).
- CUSTOM LENGTH CABLE ASSEMBLIES CAN BE PRODUCED FROM 60mm TO 9999mm. CONTACT OUR CABLE TEAM ON CABLES@HARWIN.COM.

DIM 'A'	(TOTAL No. OF CONTACTS - 2) x 0.625 + 3.80
DIM 'B'	(TOTAL No. OF CONTACTS - 2) x 0.625
DIM 'D'	(TOTAL No. OF CONTACTS - 2) x 0.625 + 4.8

G125-MCXXX05LX-XXXXM

26 AWG = 1
 28 AWG = 2
 30 AWG = 3
 32 AWG = 4

TOTAL No. OF CONTACTS:
 06, 10, 12, 16, 20, 26, 34, 50

DIM 'C' LENGTH:
 0060 = 60mm MIN
 9999 = 9999mm MAX

STOCKED LENGTHS:
 0150 = 150mm
 0300 = 300mm

LATCHES:
 L0 = NO LATCHES
 L4 = LATCHES

FM	4	16.04.18	21155
NAME	ISS.	DATE	C/NOTE
APPROVED: F.MCGOWAN			
CHECKED: M.PLESTED			
DRAWN: S.FLOWER			
CUSTOMER REF.:			
ASSEMBLY DRG:			

HARWIN

www.harwin.com
 technical@harwin.com

THIS DRAWING AND ANY INFORMATION OR DESCRIPTIVE MATTER SET OUT HEREON ARE CONFIDENTIAL AND COPYRIGHT PROPERTY OF THE HARWIN GROUP AND MUST NOT BE DISCLOSED, LOANED, COPIED OR USED FOR MANUFACTURING, TENDERING OR FOR ANY OTHER PURPOSE WITHOUT THEIR WRITTEN PERMISSION.

TOLERANCES
 X. = ±1mm
 X.X = ±0.50mm
 X.XX = ±0.10mm
 X.XXX = ±0.01mm
 ANGLES = ±5°
 UNLESS STATED

MATERIAL:
 SEE ABOVE

FINISH:
 SEE ABOVE

S/AREA:
 mm²

TITLE:
 G125 SERIES MALE CRIMP TO MALE CRIMP CABLE ASSY

DRAWING NUMBER:
G125-MCXXX05LX-XXXXM

SHT 2 OF 2