

# Customer Information Sheet

DRAWING No.: G125-MCXXX05LX-XXXXL

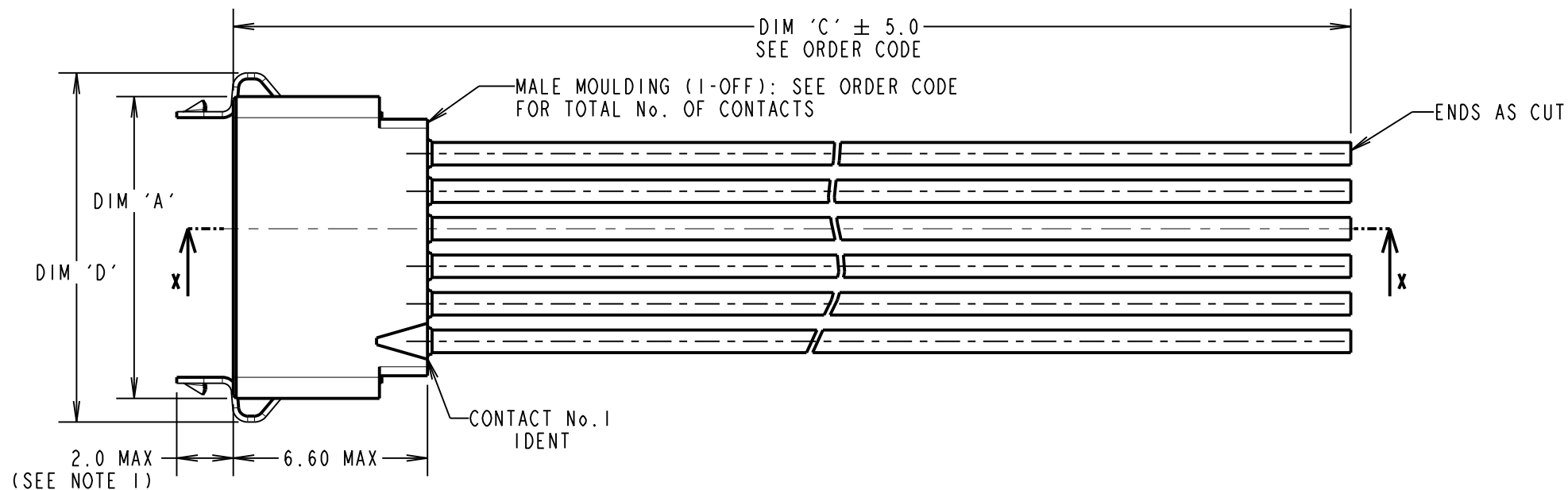
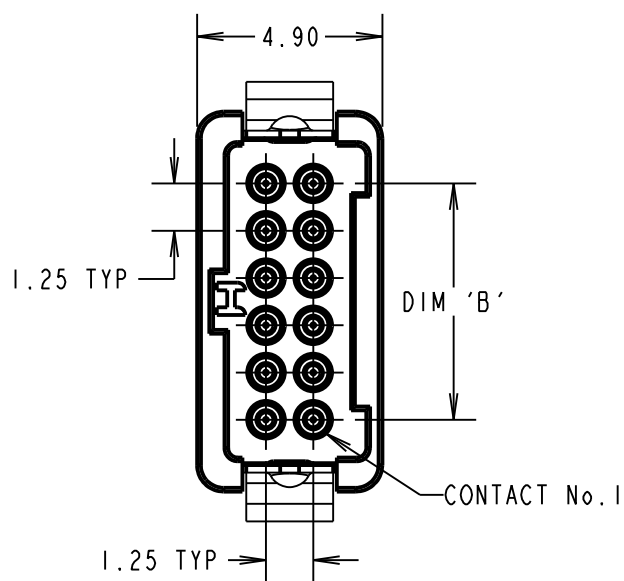
IF IN DOUBT - ASK

©


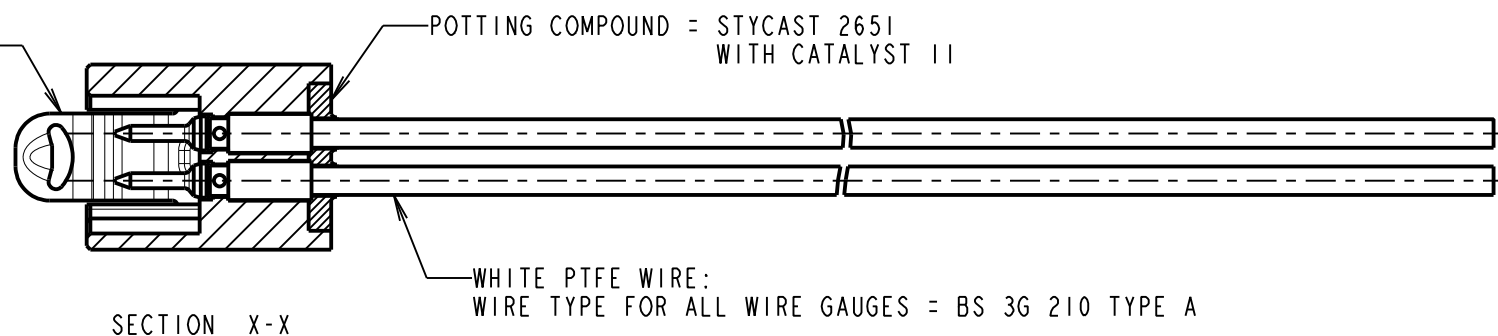
NOT TO SCALE

THIRD ANGLE PROJECTION

ALL DIMENSIONS IN mm



LATCHES (2-OFF): SEE ORDER CODE FOR REQUIREMENT



PATENT GRANTED - US 13/848813  
 PATENT PENDING - GB 1205109.0  
 PATENT PENDING - EP 13159969.8

DIM 'A'	(TOTAL No. OF CONTACTS - 2) x 0.625 + 3.80
DIM 'B'	(TOTAL No. OF CONTACTS - 2) x 0.625
DIM 'D'	(TOTAL No. OF CONTACTS - 2) x 0.625 + 5.2

**G125-MCXXX05LX-XXXXL**

26 AWG = 1 28 AWG = 2 30 AWG = 3 32 AWG = 4	DIM 'C' LENGTH: 0060 = 60mm MIN 9999 = 9999mm MAX
TOTAL No. OF CONTACTS: 06, 10, 12, 16, 20, 26, 34, 50	STOCKED LENGTHS: 0150 = 150mm 0300 = 300mm 0450 = 450mm
LATCHES: L0 = NO LATCHES L4 = LATCHES	

FM	4	23.04.18	21155
NAME	ISS.	DATE	C/NOTE
APPROVED:		F.MCGOWAN	
CHECKED:		M.PLESTED	
DRAWN:		S.FLOWER	
CUSTOMER REF.:			
ASSEMBLY DRG:			

**NOTES:**

- LATCHES ARE SHOWN FOR ILLUSTRATION ONLY. WHEN "L0" IS SPECIFIED IN THE ORDER CODE NO LATCHES WILL BE FITTED.
- CABLE ASSEMBLIES WILL BE PACKED IN BAGS OF 10.
- FOR COMPLETE SPECIFICATION SEE COMPONENT SPECIFICATIONS C049XX AND C125XX (LATEST ISSUES).
- CUSTOM LENGTH CABLE ASSEMBLIES CAN BE PRODUCED FROM 60mm TO 9999mm. CONTACT OUR CABLE TEAM ON CABLES@HARWIN.COM.

**HARWIN**

www.harwin.com  
 technical@harwin.com

THIS DRAWING AND ANY INFORMATION OR DESCRIPTIVE MATTER SET OUT HEREON ARE CONFIDENTIAL AND COPYRIGHT PROPERTY OF THE HARWIN GROUP AND MUST NOT BE DISCLOSED, LOANED, COPIED OR USED FOR MANUFACTURING, TENDERING OR FOR ANY OTHER PURPOSE WITHOUT THEIR WRITTEN PERMISSION.

**TOLERANCES**

X. = ±1mm  
 X.X = ±0.50mm  
 X.XX = ±0.10mm  
 X.XXX = ±0.01mm  
 ANGLES = ±5°  
 UNLESS STATED

**MATERIAL:**

SEE ABOVE

**FINISH:**

SEE ABOVE

**S/AREA:**

mm<sup>2</sup>

**TITLE:**

G125 SERIES MALE CRIMP CONNECTOR WITH PIGTAIL

**DRAWING NUMBER:**

G125-MCXXX05LX-XXXXL

SHT  
 2 OF 2