

DIGITRON SEMICONDUCTORS

1N6639-1N6641

SWITCHING RECTIFIERS

MAXIMUM RATINGS

Rating	Value	Unit
Operating and storage temperature range	-65 to +175	°C
Operating current	300	mA
Derating above $T_L = 75^\circ\text{C}$, $L = 3/8''$	3	mA/°C
Surge current (8.3ms)	2.5	A

ELECTRICAL CHARACTERISTICS

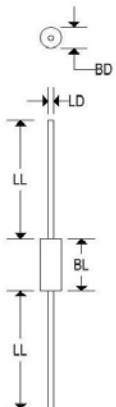
Part number	Minimum reverse breakdown voltage	Working peak reverse voltage	Maximum reverse current	Maximum reverse current	Maximum forward recovery time	Maximum reverse recovery time	Capacitance
	@10 μA		@ $T_A = 25^\circ\text{C}$	@ $T_A = 150^\circ\text{C}$	$I_F = 200\text{mA}$		
	V_{BRR}		$V_R = V_{RWM}$	$V_R = V_{RWM}$			
	V(pk)		I_{R1}	I_{R2}	T_{FR}		
			nA	μA	ns	ns	pF
1N6339	100	75	100	100	10	4.0	2.5
1N6340	75	50	100	100	10	4.0	2.5
1N6341	75	50	100	100	10	5.0	3.0

FORWARD VOLTAGE

Part number	Forward voltage		
	$V_F @ I_F$		
	Volts		mA (pulsed)
	Min	Max	
1N6639	-	1.20	500
1N6640	0.54	0.62	1
	0.76	0.86	50
	0.82	0.92	100
	0.87	1.00	200
1N6641	-	1.10	200

MECHANICAL CHARACTERISTICS

Case	DO-35
Marking	Body painted, alpha-numeric
Polarity	Cathode band



	DO-35			
	Inches		Millimeters	
	Min	Max	Min	Max
BD	0.065	0.090	1.400	2.290
BL	0.120	0.200	3.050	5.080
LD	0.018	0.022	0.460	0.560
LL	1.000	1.500	25.400	38.100

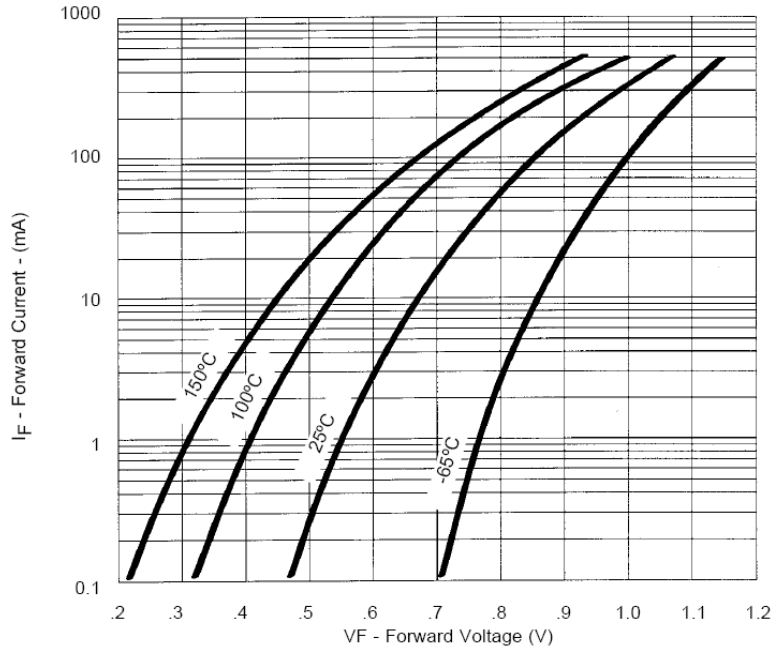
DIGITRON SEMICONDUCTORS

1N6639-1N6641

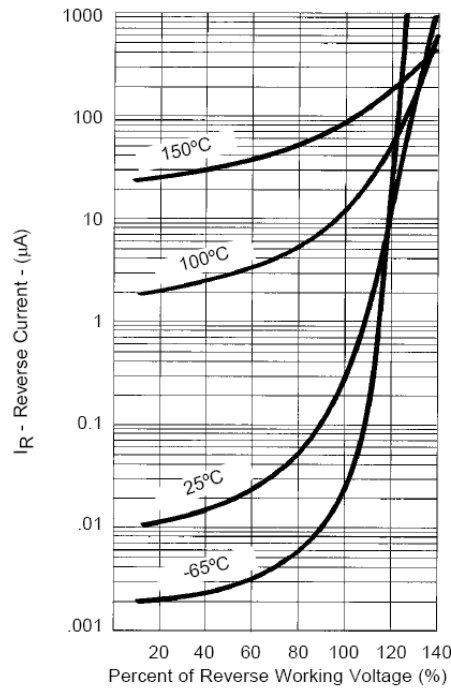
SWITCHING RECTIFIERS

Available Non-RoHS (standard) or RoHS compliant (add PBF suffix).

Available as "HR" (high reliability) screened per MIL-PRF-19500, JANTX level. Add "HR" suffix to base part number.



Typical Forward Current vs Forward Voltage



Typical Reverse Current vs Reverse Voltage

NOTE : All temperatures shown on graphs are junction temperatures