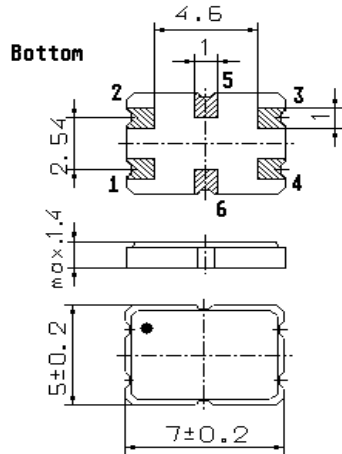


Specification for monolithic crystal filter:

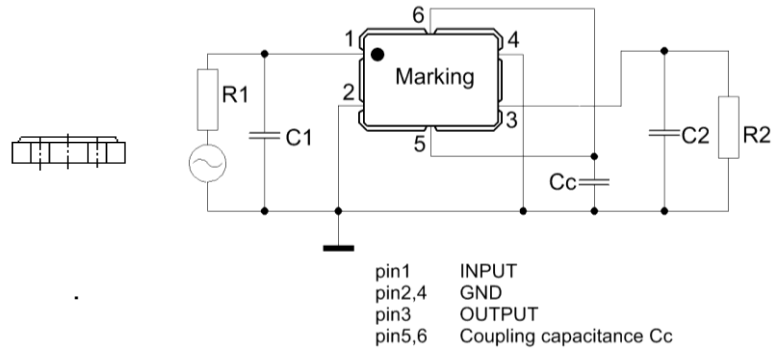
MQF 73.125 - 1500/06

1. General

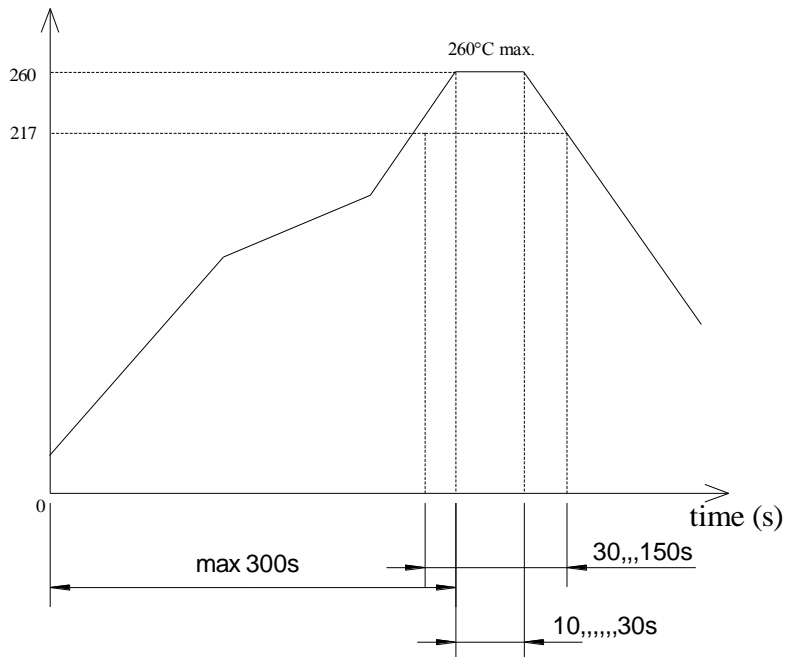
1.1. Package:



GS 2



temperature (°C)



Reflow soldering: three times max.

- | | |
|-----------------------------------|--------------------|
| 1.2. Type name: | MQF 73.125-1500/06 |
| 1.3. Number of poles: | 4 |
| 1.4. Operating temperature range: | -30°C to +85°C |
| 1.5. Storage temperature range: | -40°C to +85°C |

2. Electric values

2.1. Nominal centre frequency fo: 73.125 MHz

2.2. Pass band

- 2.2.1. Bandwidth between 3 dB - frequencies: > fo ± 7.5 kHz
- 2.2.2. Ripple: < 1.0 dB at fo ± 4.5 kHz
- 2.2.3. Insertion loss: < 5.0 dB
(measured on smallest attenuation in pass band)

2.3. Stop band

- 2.3.1. fo ± 25 kHz > 20 dB
- 2.3.2. fo ± 50 kHz > 40 dB
- 2.3.3. alternate attenuation fo ± 100 kHz > 50 dB (except spurious)
- fo ± 1000 kHz > 70 dB
- 2.4. Group delay distortion fo ± 7.5 kHz < 35 µs
- 2.4.1. Absolute Group delay fo < 65 µs

2.5. Terminating impedance R//C (input and output): 350 Ω // 2.5 pF

2.5.1. Coupling capacitance 13 pF

2.6. Input power level for reference measurement: 0 dBm

2.6.1. Maximum input power level without destruction: +10 dBm

2.7. Out band Intermodulation

- 2.7.1. frequency 1: fo ± 20kHz / ± 50 kHz
- 2.7.2. frequency 2: fo ± 40kHz / ± 100 kHz
- 2.7.3. Input power level: -24 dBm
- 2.7.4. IM: < - 99 dBm (75dB down from both -24dBm input tones)

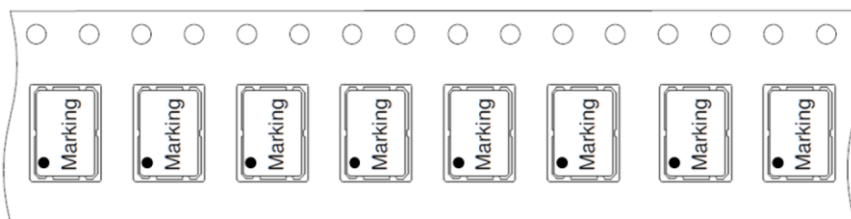
3. Marking: • M7312A
yyww

4. Environment conditions: Corresponding to Vectron standard CF001

5. Filters are Pb-free and 2002 /95 / EC RoHS compliant

6. Packing:
Maximum 1000 pcs. / reel

Drawing out direction



Edited by: _____ date: _____ name: _____