

## EPITAXIAL SILICON POWER TRANSISTORS

**CJD175**  
**CJD177**  
**CJD179**  
**NPN**

**CJD176**  
**CJD178**  
**CJD180**  
**PNP**



**PIN CONFIGURATION**  
1. BASE  
2. COLLECTOR  
3. EMITTER

**DPAK (TO-252)**  
**Plastic Package**

**Intended for use in Medium Power Linear Switching Applications**

### ABSOLUTE MAXIMUM RATINGS

DESCRIPTION	SYMBOL	CJD175 CJD176	CJD177 CJD178	CJD179 CJD180	UNIT
Collector -Emitter Voltage	$V_{CEO}$	45	60	80	V
Collector -Base Voltage	$V_{CBO}$	45	60	80	V
Emitter Base Voltage	$V_{EBO}$	5.0			V
Collector Current	$I_C$	3.0			A
Collector Peak Current	$I_{CM}$	7.0			A
Power Dissipation @ $T_a=25^\circ\text{C}$ Derate above $25^\circ\text{C}$	$P_D$	1.25 10			W mW/°C
Power Dissipation @ $T_c=25^\circ\text{C}$	$P_D$	30			W
Operating and Storage Junction Temperature Range	$T_j, T_{stg}$	- 65 to +150			°C

### THERMAL CHARACTERISTICS

Junction to Ambient in free air	$R_{th(j-a)}$	100	°C/W
Junction to Case	$R_{th(j-c)}$	4.16	°C/W

### ELECTRICAL CHARACTERISTICS ( $T_c=25^\circ\text{C}$ unless specified otherwise)

DESCRIPTION	SYMBOL	TEST CONDITION		MIN	MAX	UNIT	
Collector Cut off Current	$I_{CBO}$	$V_{CB}=45\text{V}, I_E=0$	<b>CJD175/76</b>		100	$\mu\text{A}$	
		$V_{CB}=60\text{V}, I_E=0$	<b>CJD177/78</b>		100	$\mu\text{A}$	
		$V_{CB}=80\text{V}, I_E=0$	<b>CJD179/80</b>		100	$\mu\text{A}$	
Emitter Cut off Current	$I_{EBO}$	$V_{EB}=5\text{V}, I_C=0$			1.0	mA	
Collector Emitter Sustaining Voltage	$*V_{CEO(sus)}$	$I_C=100\text{mA}, I_B=0$	<b>CJD175/76</b>	45		V	
			<b>CJD177/78</b>	60		V	
			<b>CJD179/80</b>	80		V	
Collector Emitter Saturation Voltage	$*V_{CE(sat)}$	$I_C=1\text{A}, I_B=0.1\text{A}$			0.8	V	
Base Emitter on Voltage	$*V_{BE(on)}$	$I_C=1\text{A}, V_{CE}=2\text{V}$			1.3	V	
DC Current Gain	$*h_{FE}$	$I_C=150\text{mA}, V_{CE}=2\text{V}$ $I_C=1\text{A}, V_{CE}=2\text{V}$		40			
				15			
		$*h_{FE}$ Group	$I_C=150\text{mA}, V_{CE}=2\text{V}$	- 6	40	100	
				- 10	63	160	
		<b>Only CJD175/76/79</b>	- 16	100	250		
Transition Frequency	$f_T$	$I_C=250\text{mA}, V_{CE}=10\text{V}$		3.0		MHz	

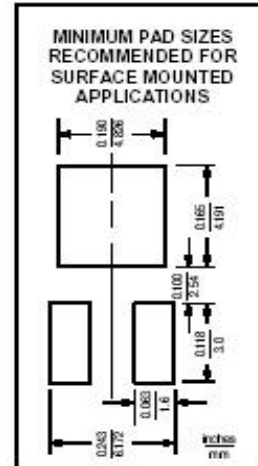
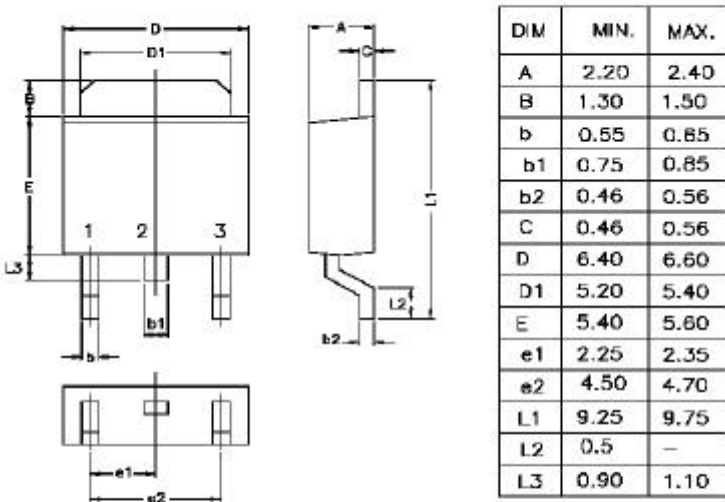
\*Pulse test:- Pulse width=300ms, Duty cycle=1.5%

CJD175\_180Rev110106E

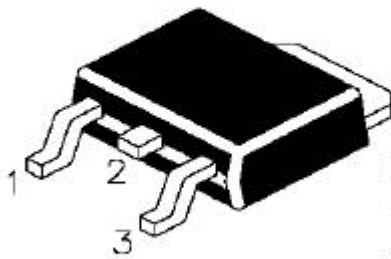
CJD175	CJD176
CJD177	CJD178
CJD179	CJD180
NPN	PNP

**DPAK (TO-252)  
Plastic Package**

**DPAK PACKAGE OUTLINE DIMENSIONS**

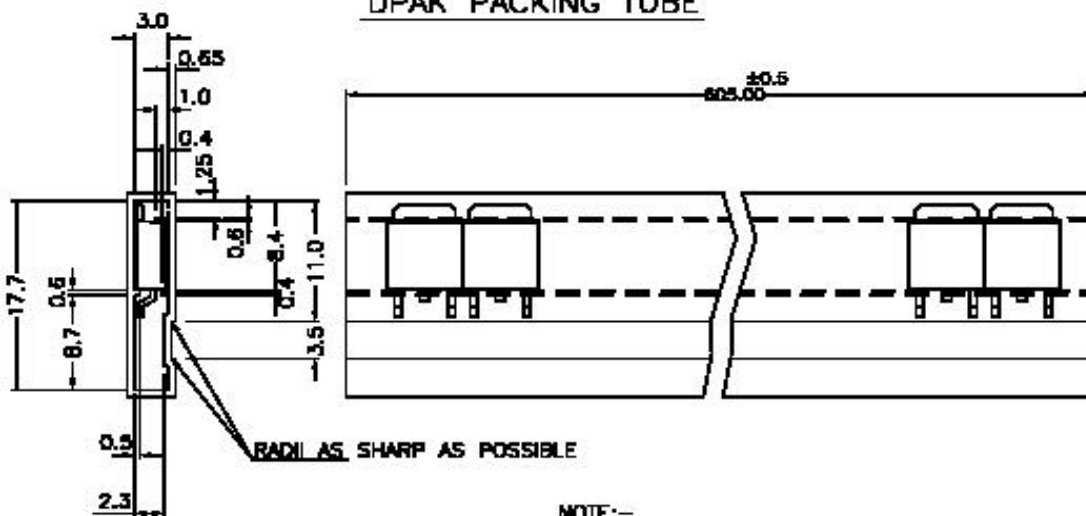


ALL DIMENSIONS ARE IN mm



**PIN CONFIGURATION**  
1. BASE  
2. COLLECTOR  
3. EMITTER

**DPAK PACKING TUBE**



NOTE:-  
80 Pcs/TUBE  
2.5 K/REEL  
ALL DIMENSIONS ARE IN mm

## Customer Notes

CJD175	CJD176
CJD177	CJD178
CJD179	CJD180
NPN	PNP

**DPAK (TO-252)  
Plastic Package**

## Component Disposal Instructions

1. CDIL Semiconductor Devices are RoHS compliant, customers are requested to please dispose as per prevailing Environmental Legislation of their Country.
2. In Europe, please dispose as per EU Directive 2002/96/EC on Waste Electrical and Electronic Equipment (WEEE).

## Disclaimer

The product information and the selection guides facilitate selection of the CDIL's Semiconductor Device(s) best suited for application in your product(s) as per your requirement. It is recommended that you completely review our Data Sheet(s) so as to confirm that the Device(s) meet functionality parameters for your application. The information furnished in the Data Sheet and on the CDIL Web Site/CD are believed to be accurate and reliable. CDIL however, does not assume responsibility for inaccuracies or incomplete information. Furthermore, CDIL does not assume liability whatsoever, arising out of the application or use of any CDIL product; neither does it convey any license under its patent rights nor rights of others. These products are not designed for use in life saving/support appliances or systems. CDIL customers selling these products (either as individual Semiconductor Devices or incorporated in their end products), in any life saving/support appliances or systems or applications do so at their own risk and CDIL will not be responsible for any damages resulting from such sale(s).

CDIL strives for continuous improvement and reserves the right to change the specifications of its products without prior notice.



CDIL is a registered Trademark of  
Continental Device India Limited

C-120 Naraina Industrial Area, New Delhi 110 028, India.  
Telephone + 91-11-2579 6150, 4141 1112 Fax + 91-11-2579 5290, 4141 1119  
email@cdil.com www cdilsemi.com