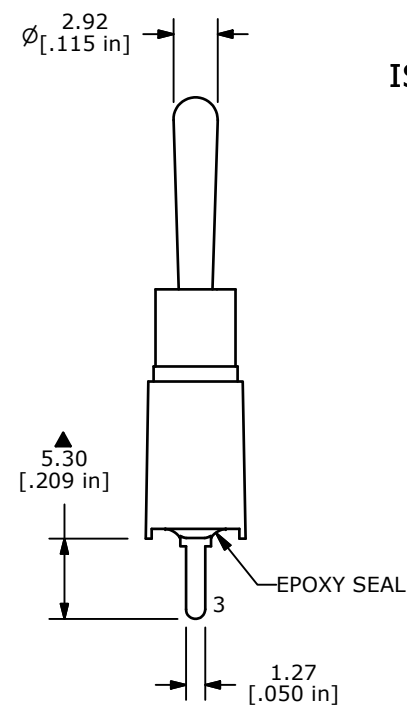
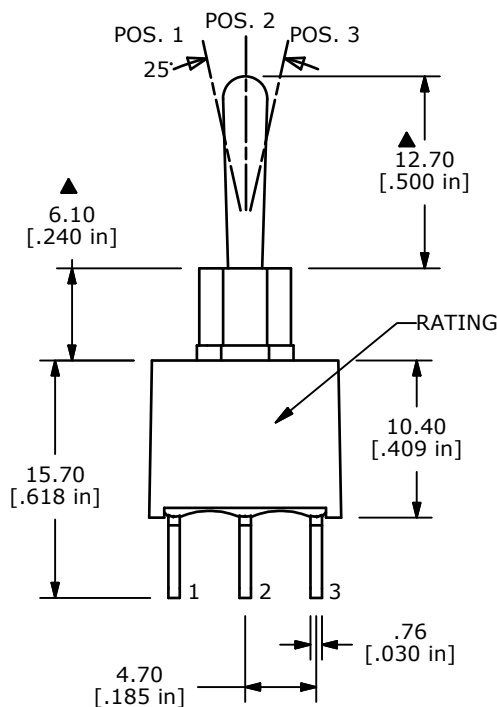
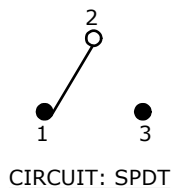


SWITCH FUNCTION		
POS. 1	POS. 2	POS. 3
ON	OFF	(ON)
2-3	OPEN	2-1

(ON) = MOMENTARY



- NOTE:
1. ALL DIMENSIONS IN MM [INCH]
 2. GENERAL TOLERANCE: X.X=±0.4
X.XX=±0.25
 3. TERMINAL NUMBERS FOR REF ONLY
 - ▲ 4. PLATING MATERIAL: GOLD
 5. RATING: 0.4A @ 20V AC or DC
 6. ELECTRIC LIFE: 30,000 MAKE-AND-BREAK CYCLES AT FULL LOAD.
 7. INSULATION RESISTANCE: 1,000 MΩ MIN.
 8. CONTACT RESISTANCE: 10mΩ MAX. @ 2-4VDC (INITIAL)
 9. DIELECTRIC STRENGTH: 1,000 V RMS @SEA LEVEL.
 10. OPERATING TEMP.: -30°C to 85°C
 11. ▲ DENOTES CRITICAL PARAMETER.
 12. 2002/95/EC (ROHS) COMPLIANT



TITLE 100AWSP5T1B4M2RE

A	20098	RELEASE FOR PRODUCTION	8/16/11	BGL
REV	PCR NO	DESCRIPTION	DATE	BY

THE INFORMATION CONTAINED IN THIS DOCUMENT IS PROPRIETARY TO E-SWITCH AND IS NOT TO BE COPIED OR TRANSFERRED

SCALE	DATE	DR	DWG	REV
2:1	8/16/2011	BGL	T105007	A