

General Description

KR Electronics part number 3174-21.4-10 is a 21.4 MHz band-pass filter. The filter has a 3 dB bandwidth of 10 MHz. Other center frequencies and bandwidths are available. Please consult the factory.

Features

- 21.4 MHz Bandpass Filter
- 10 MHz typical 3 dB Bandwidth
- Selective Elliptic Type Filter
- 50 Ω Source and Load
- Surface Mount
- Also available with SMA Connectors

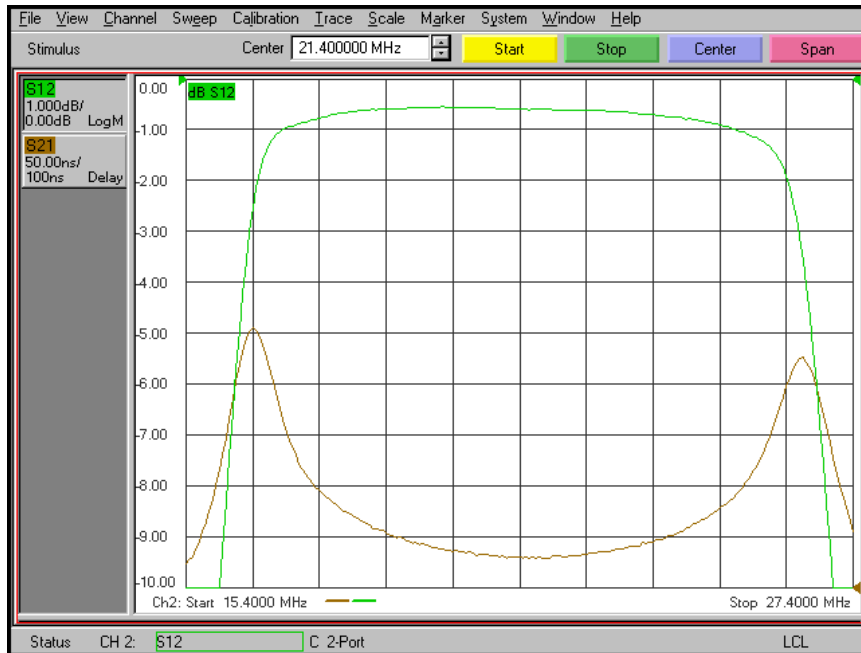
Typical Performance

Overall Response (10 dB/div)

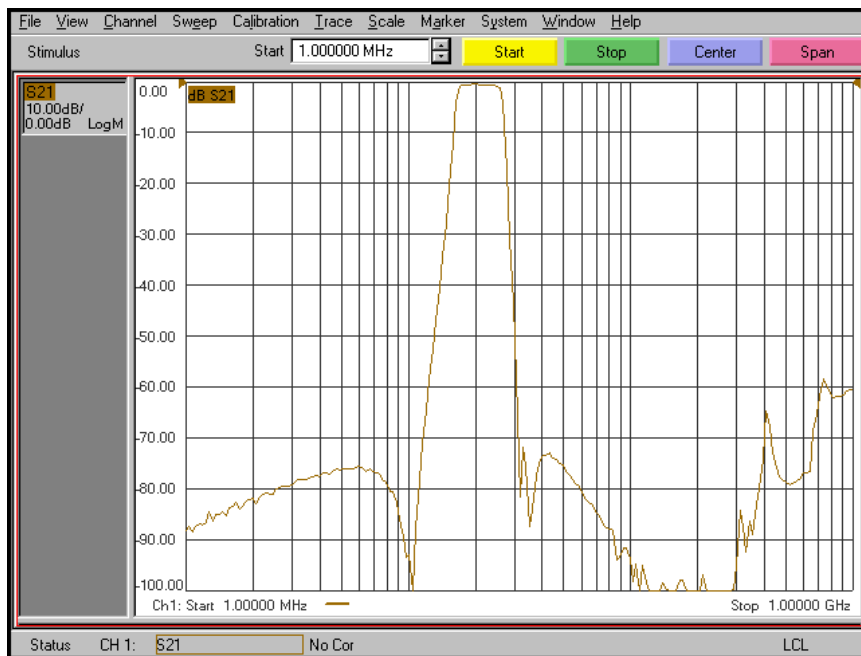


Typical Performance

Passband Amplitude & Group Delay (1 dB/div & 50 nsec/div)



Overall Response (10 dB/div)



KR Electronics, Inc.
91 Avenel Street
Avenel, NJ 07001

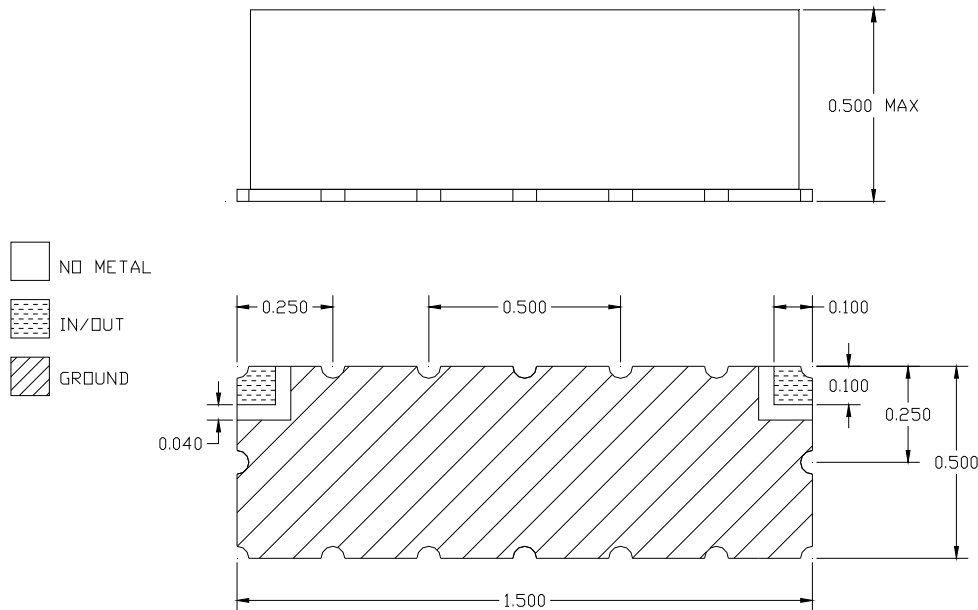
Web www.krfilters.com
Email sales@krfilters.com
Phone (732) 636-1900
Fax (732) 636-1982

KR Electronics 3174-21.4-10

Specifications

Parameter	Specification	Notes
Filter type	Bandpass	
Center Frequency	21.4 MHz	
Insertion Loss	2 dBa max	< 1 dBa typical
1 dBc Bandwidth	9.2 MHz typical	
3 dBc Bandwidth	10 MHz \pm 5%	
40 dBc Bandwidth	15.5 MHz typical	
60 dBc Bandwidth	18.5 MHz typical	
Source and Load	50 Ω	

Physical Dimensions



Notes:

1. Surface mount package — Metal cover
2. Dimensions in inches
3. Maximum reflow temperature is 230° C for 10 sec maximum.
4. If boards are cleaned after installation, dry units completely.

KR Electronics, Inc.
91 Avenel Street
Avenel, NJ 07001

Web www.krfilters.com
Email sales@krfilters.com
Phone (732) 636-1900
Fax (732) 636-1982