



HVGT High voltage silicon rectifier is made of high quality glass passivated chip and high reliability epoxy resin sealing structure, and through professional testing equipment inspection qualified after to customers.

SHAPE DISPLAY:



FEATURES:

1. High reliability design.
2. High voltage design.
3. High frequency design..
4. Conform to RoHS.
5. Epoxy resin molded in vacuumHave anticorrosion in the surface.

APPLICATIONS:

1. High frequency switching power supply.
2. Power supply of laser equipment .
3. General purpose high voltage rectifier.

MECHANICAL DATA:

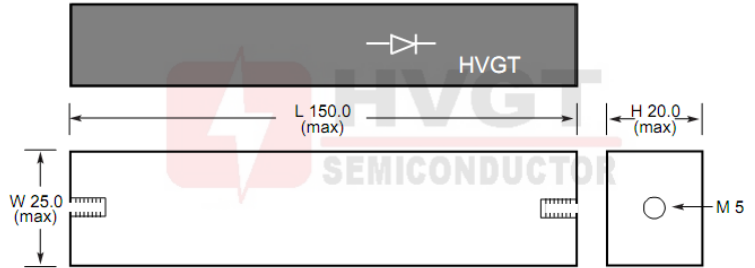
1. Case: epoxy resin molding.
2. Terminal: external lead.
3. Net weight: 122 grams (approx).

SIZE: (Unit:mm)

HVGT NAME: HVC-152520

HVC-152520 Series

Screw Holes M5



Unit:mm

MAXIMUM RATINGS AND CHARACTERISTICS: (Absolute Maximum Ratings)

Items	Symbols	Condition	Data Value	Units
Repetitive Peak Rense Voltage	V_{RRM}	$T_a=25^{\circ}C$	15	kV
Average Output Current	I_F	$T_a=40^{\circ}C$;Resistive Load	3.0	A
Suege Current	I_{FSM}	$T_a=25^{\circ}C$; 8.3 mS; 1/2 Sine(60Hz)	60	A
Junction Temperature	T_J		-40~+125	$^{\circ}C$
Allowable Operation Case Temperature	T_c		125	$^{\circ}C$
Storage Temperature	T_{STG}		-40~+125	$^{\circ}C$

ELECTRICAL CHARACTERISTICS: $T_a=25^{\circ}C$ (Unless otherwise specified)

Items	Symbols	Condition	Data value	Units
Maximum Forward Voltage Drop	V_F	at $25^{\circ}C$; $I_F = I_{F(AV)}$	18	V
Maximum Reverse Current	I_{R1}	at $25^{\circ}C$; $V_R = V_{RRM}$	5.0	μA
	I_{R2}	at $100^{\circ}C$; $V_R = V_{RRM}$	50	μA
Maximum Reverse Recovery Time	T_{RR}	at $25^{\circ}C$; $I_F=0.5I_R$; $I_R=I_{FAVM}$; $I_{RR}=0.25I_R$	100	nS
Junction Capacitance	C_J	at $25^{\circ}C$; $V_R=0V$; $f=1MHz$	--	pF



Fig 1

Forward Current Derating Curve

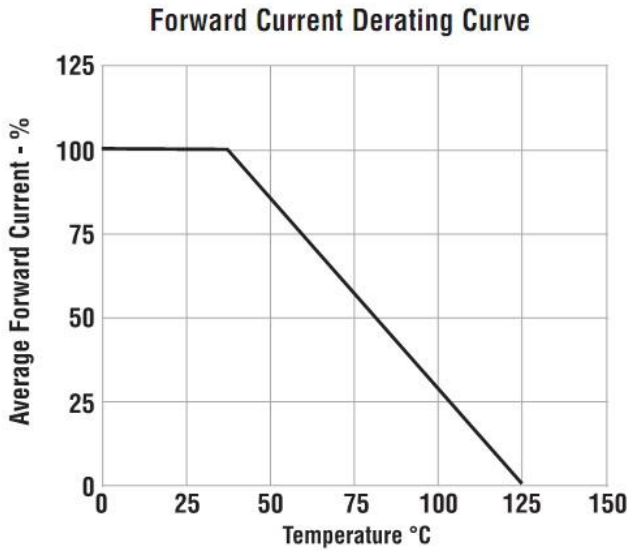
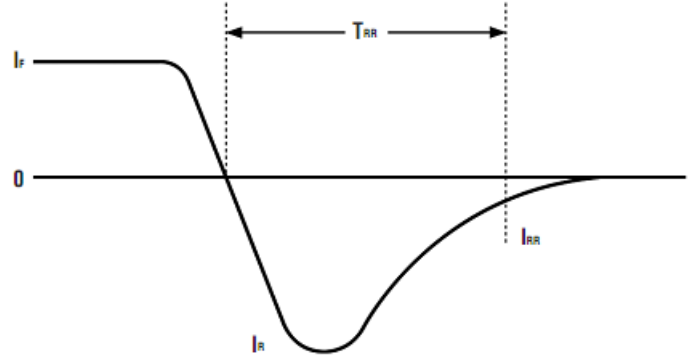


Fig 2

Reverse Recovery Measurement Waveform



Typical data capture points: $I_F = 0.5I_R$, $I_R, I_{RR} = 0.25I_R$
 I_R is typically the rated average forward current maximum (I_{FAVM}) of the D.U.T

Fig 3

Non-Repetitive Surge Current

