

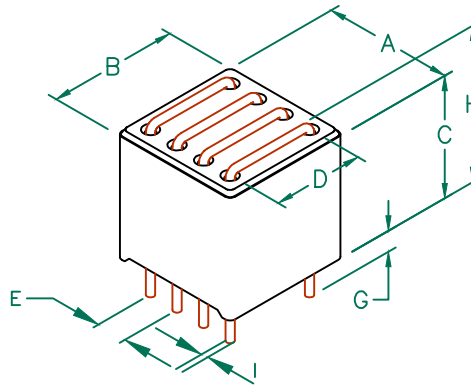
UNCONTROLLED DOCUMENT

29F0428-0T0-10

RoHS

PHYSICAL DIMENSIONS:

A	10.88 [.428]	+ 0.15 [.006]
B	10.88 [.428]	+ 0.15 [.006]
C	10.57 [.416]	+ 0.20 [.008]
D	7.62 [.300]	+ 0.13 [.005]
E	2.54 [.100]	+ 0.05 [.002]
G	3.18 [.125]	+ 0.38 [.015]
H	11.43 [.450]	+ MAX
I	0.64 [.025]	+ REF

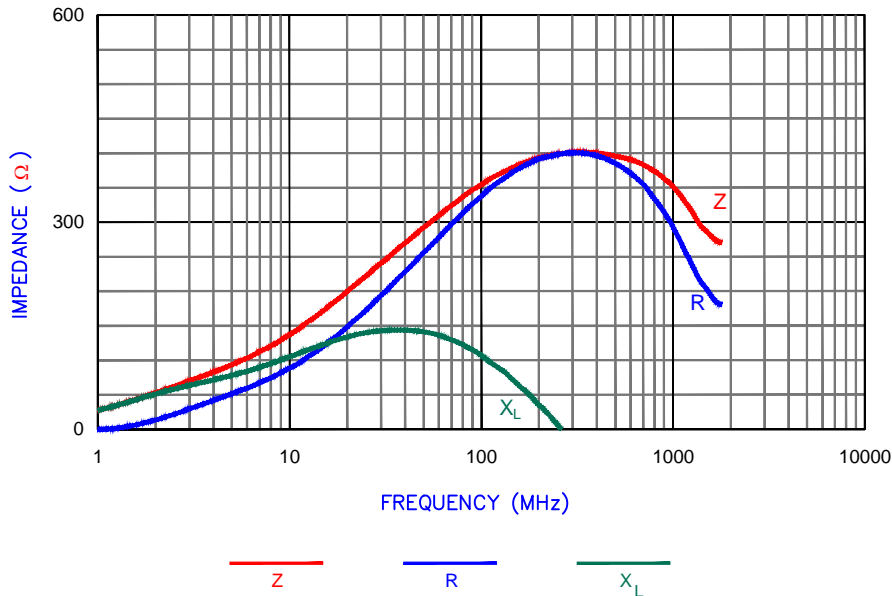


ELECTRICAL CHARACTERISTICS:			
Z @ 100MHz (Ω)	DCR (Ω)	Rated Current	
Nominal	342		
Minimum	257		
Maximum	427	0.01	10,000 mA

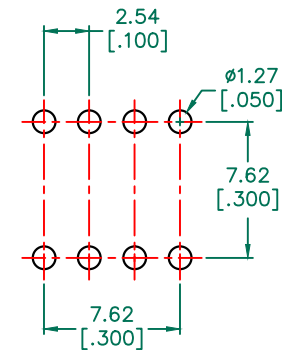
NOTES: UNLESS OTHERWISE SPECIFIED

1. BULK PACKED 910 per CASE.
2. COMPONENTS SHOULD BE ADEQUATELY PREHEATED BEFORE SOLDERING.
3. TERMINATION FINISH IS 100% TIN.
4. OPERATION TEMPERATURE (INCLUDING SELF-HEATING): -40 ~ +125°C.

|Z| , R, AND X vs. FREQUENCY



HOLE PATTERN FOR THRU-HOLE INSERTION



HP 4396A Network/Spectrum Analyzer
HP 43961A Impedance Test Kit, HP 16192A Test Fixture

DIMENSIONS ARE IN mm [INCHES]				This print is the property of Laird Tech. and is loaned in confidence subject to return upon request and with the understanding that no copies shall be made without the written consent of Laird Tech. All rights to design or invention are reserved.		Laird	
E	ADD NOTE 6	08/30/12	QIU	PROJECT/PART NUMBER:	REV	PART TYPE:	DRAWN BY:
D	ADD I DIMENSION	09/09/10	JUN	29F0428-0T0-10	E	CNZ ASSEMBLY	JRK
C	UPDATE COMPANY LOGO ADD ROHS SYM	10/21/08	JRK	DATE:	SCALE:	NTS	SHEET:
B	UPDATE COMPANY LOGO	05/01/07	JRK	04/30/04			
A	ORIGINAL DRAFT	04/30/04	JRK	CAD #	TOOL #		
REV	DESCRIPTION	DATE	INT	29F0428-0T0-10-E-1	H0428		1 of 2