

## SpiceLED

Like spice, its diminutive size is a stark contrast to its standout performance in terms of brightness, durability and reliability. Despite being the smallest in size yet the SpiceLED<sup>™</sup> packs a powerful performance and is a highly reliable design device. Its versatility enables its application in automotive appliances, key-pad illumination, hand-held devices such as PDAs, notebooks, compact back-lighting applications, consumer appliances, office equipment, audio and video equipment.

## Features:

- > High brightness surface mount LED.
- > Super wide viewing angle of 160°.
- > Equivalent to 0603 package outline. Copper lead-frame construction.
- > Qualified according to JEDEC moisture sensitivity Level 2.
- > Compatible to IR reflow soldering.
- > Environmental friendly; RoHS compliance.
- > Compliance to automotive standard, AEC-Q101.
- > Superior Corrosion Resistant.

## Applications:

- > Automotive: interior applications, eg: switches, telematics, climate control system, dashboard, etc.
- > Consumer Appliances: LCD illumination as in PDAs, LCD TV.
- > Communication: indicator and backlight in mobilephone.
- > Display: full color display video notice board.
- > Industrial: white goods (eg: Oven, microwave, etc.).



### Optical Characteristics at Tj=25°C

Part Ordering Number	Color	Viewing Angle°	Luminous Intensity @ IF = 20mA		IV (mcd) <sup>Appx. 1.1</sup>
			Min.	Typ.	
SST-ULD-ST1-1	True Green, 525 nm	160	180.0	224.0	355.0
SSB-ULD-PQ1-1	Blue, 470 nm	160	45.0	56.0	90.0

### Electrical Characteristics at Tj=25°C

Part Number	Typ. (V)	Vf @ If = 20mA <sup>Appx. 3.1</sup>		Vr @ Ir = 10uA
		Max. (V)	Min. (V)	Min. (V)
SSx-ULD	3.2	3.8		5

### Absolute Maximum Ratings

	Maximum Value	Unit
DC forward current	20	mA
Peak pulse current; (tp ≤ 10μs, Duty cycle = 0.1)	250	mA
Reverse voltage; Ir <sub>max</sub> = 10μA	5	V
ESD threshold (HBM)	2000	V
LED junction temperature	110	°C
Operating temperature	-40 ... +100	°C
Storage temperature	-40 ... +100	°C
Power dissipation (at room temperature)	80	mW

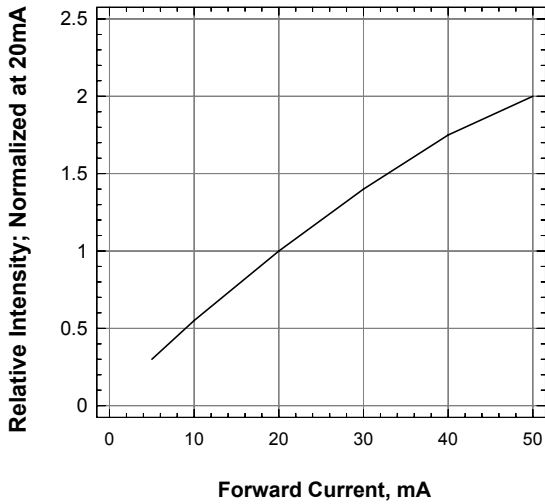
**Wavelength Grouping at Tj=25°C**

Color	Group	Wavelength distribution (nm) <i>Appx. 2.2</i>
SST; True Green	Full	520 - 536
	W	520 - 524
	X	524 - 528
	Y	528 - 532
	Z	532 - 536
SSB; Blue	Full	464 - 476
	W	464 - 468
	X	468 - 472
	Y	472 - 476

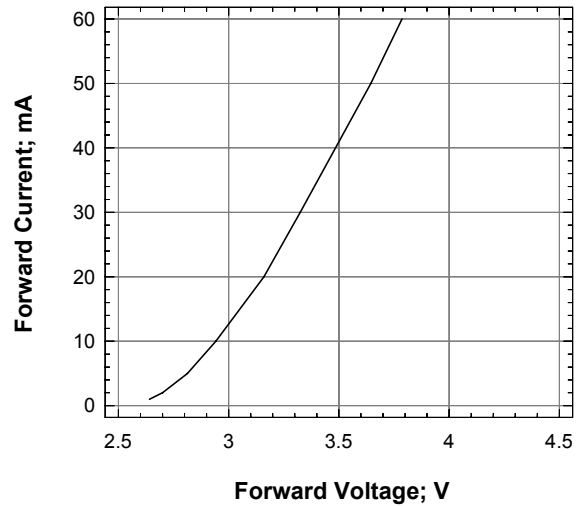
**Luminous Intensity Group at Tj=25°C**

Brightness Group	Luminous Intensity <i>Appx. 1.1</i> IV (mcd)
P1	45.0...56.0
P2	56.0...71.5
Q1	71.5...90.0
S1	180.0...224.0
S2	224.0...285.0
T1	285.0...355.0

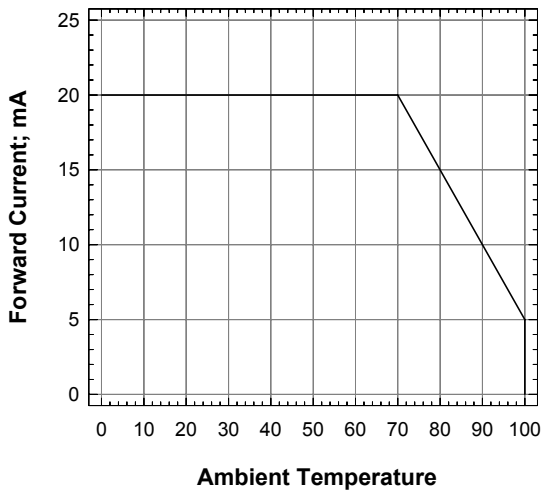
**Relative Intensity Vs Forward Current**



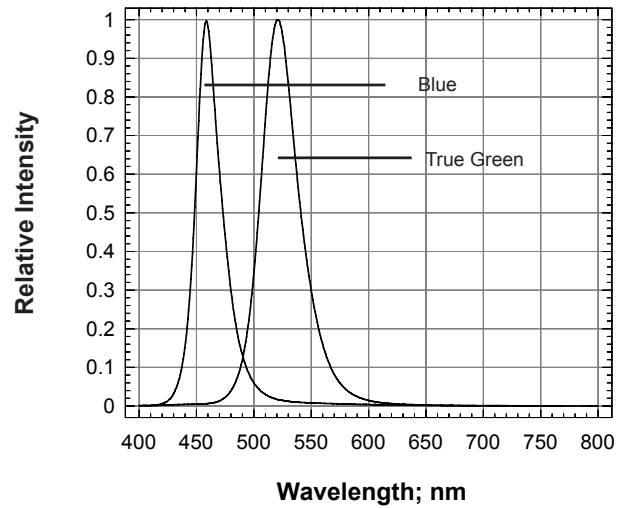
**Forward Current Vs Forward Voltage**



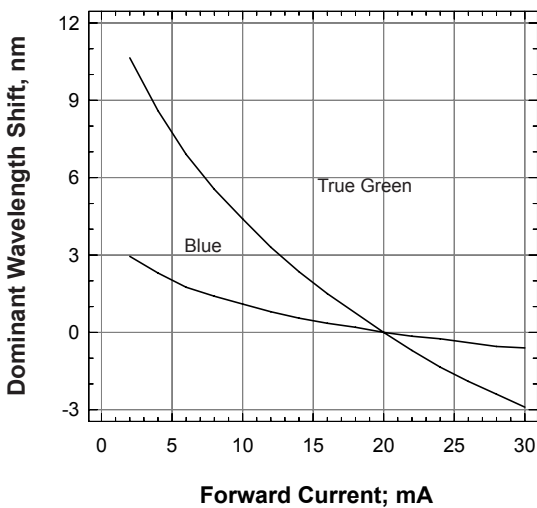
**Maximum Current vs Ambient Temperature**



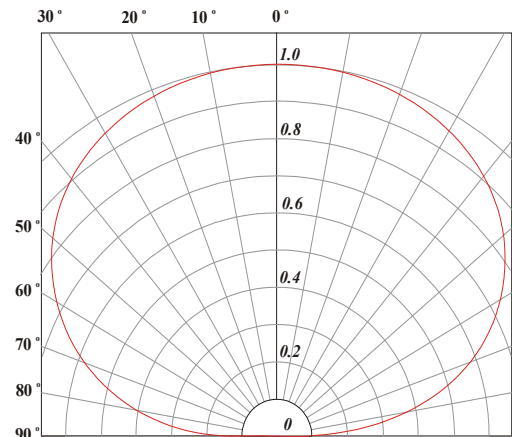
**Relative Intensity Vs Wavelength**



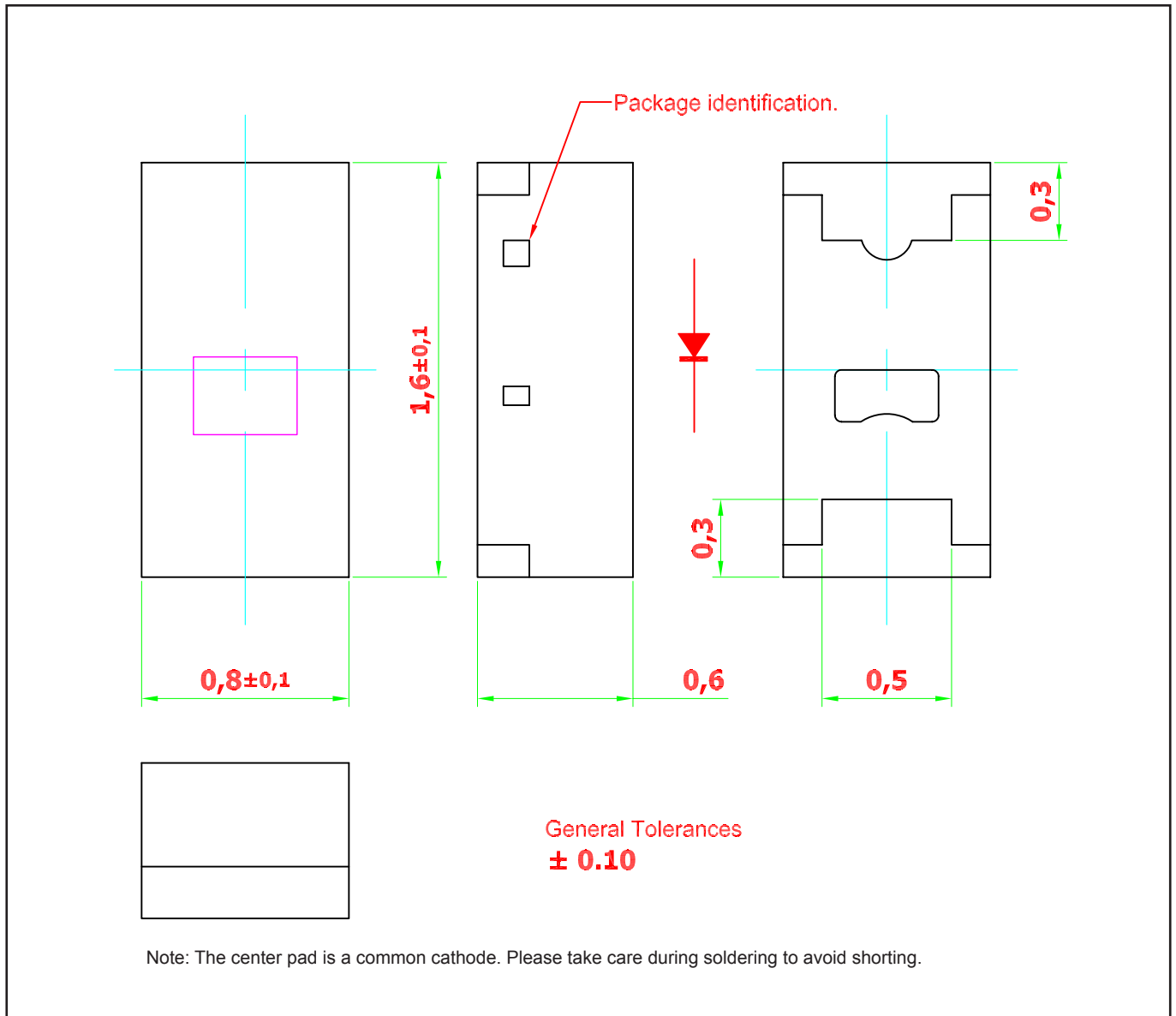
**Dominant Wavelength Shift Vs Forward Current**



**Radiation Pattern**



**SpiceLED™ • InGaN S-Spice : SSx-ULD Package Outlines**

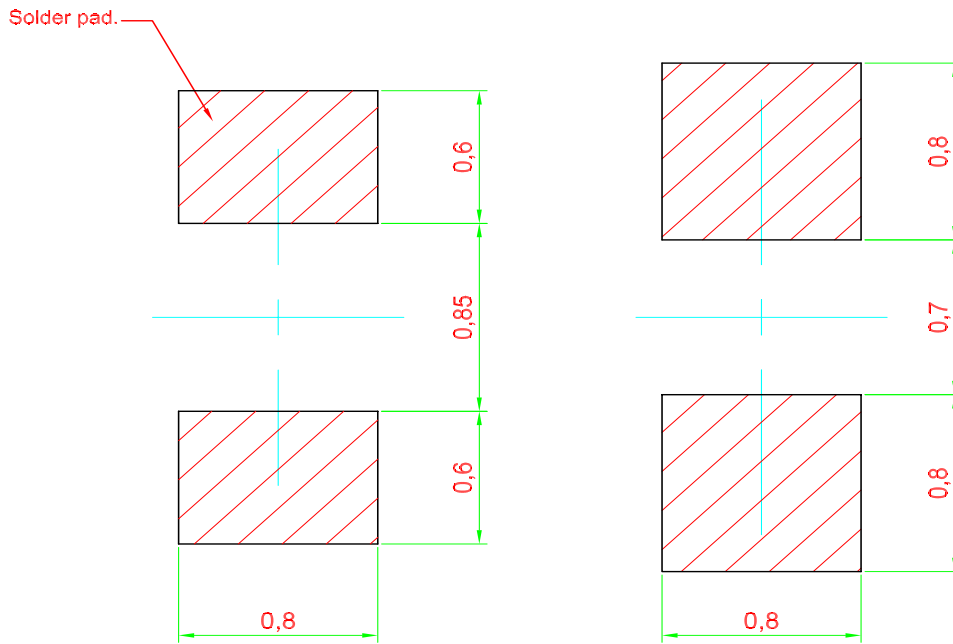


**Material**

Material	
Lead-frame	Cu Alloy With NiPdAu Plating
Package	High Temperature Resistant Epoxy Resin

Note: product is Pb free

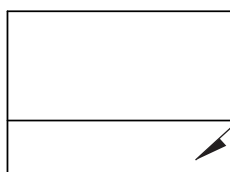
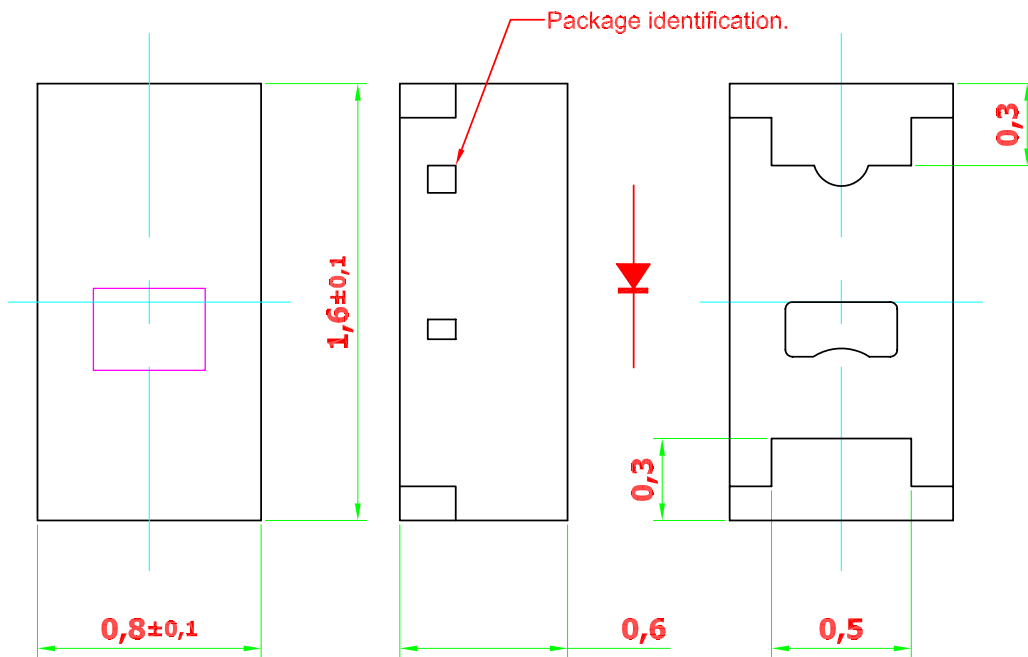
**Recommended Solder Pad**



Recommended Solder-pad

Alternative Solder-pad  
 Compatible to ChipLED 0603

Note: Component is based on a new package platform, which features “Bottom Only Terminations”. Solder joints are only formed at the bottom of the component and solder fillet will not be observable as the sides of the component.

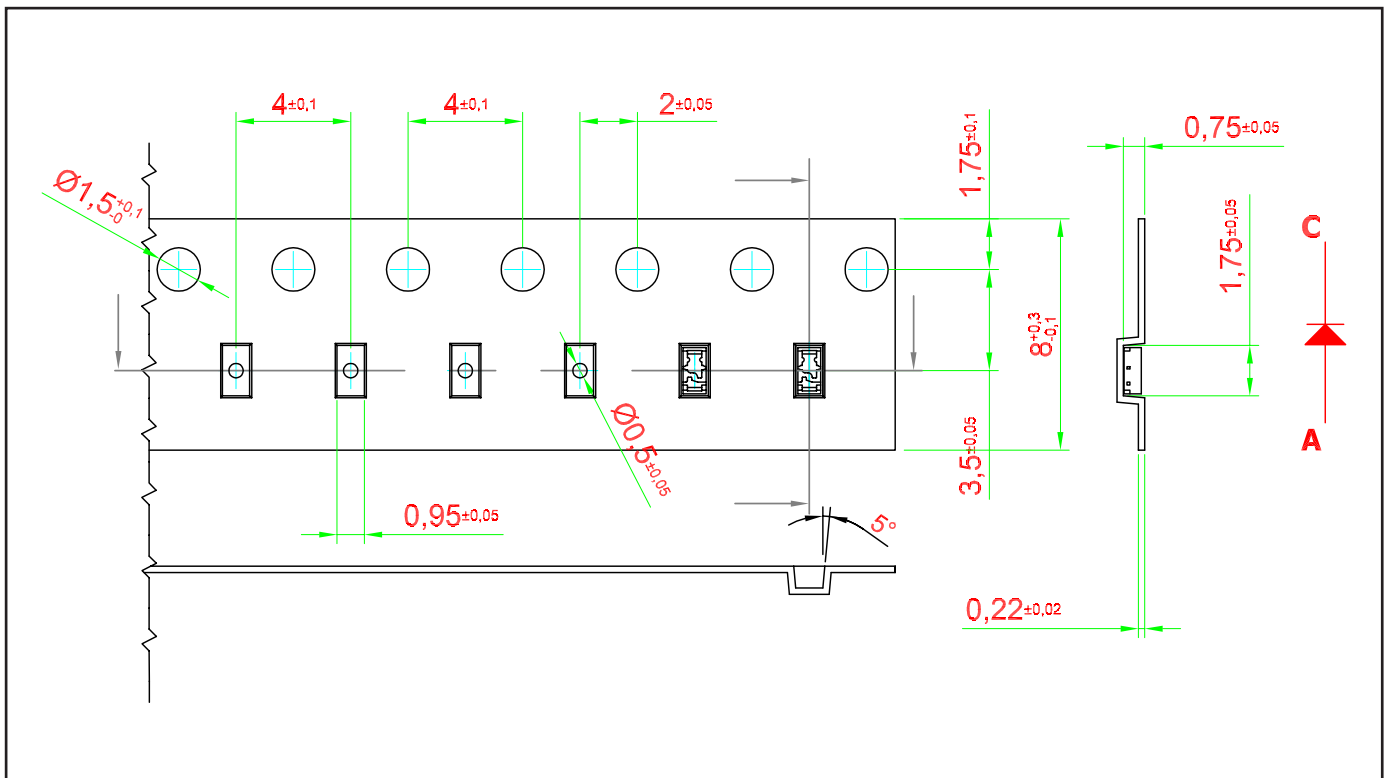


Surface are not intended for soldering

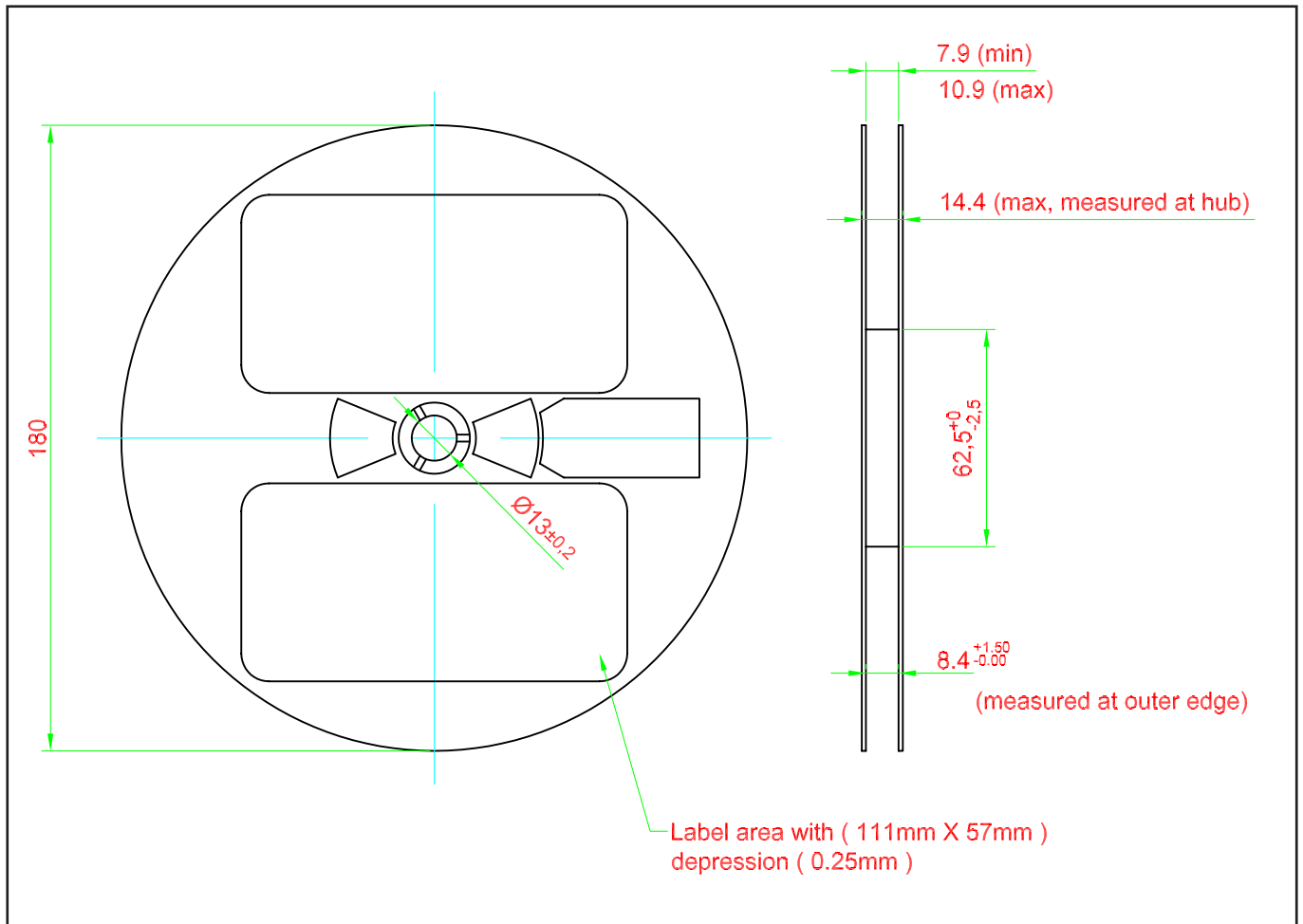
General Tolerances  
**± 0.10**

### Taping and orientation

- Reels come in quantity of 3000 units.
- Reel diameter is 180 mm.

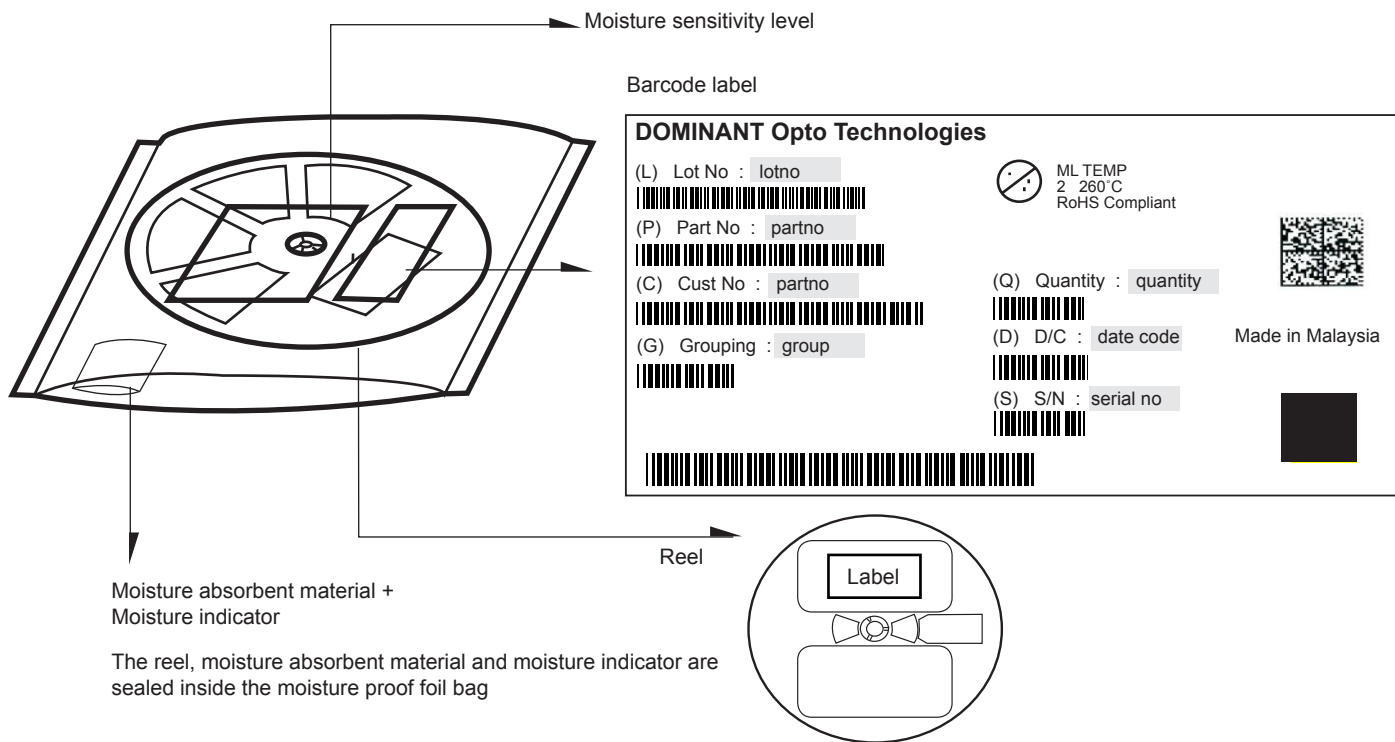


### Packaging Specification

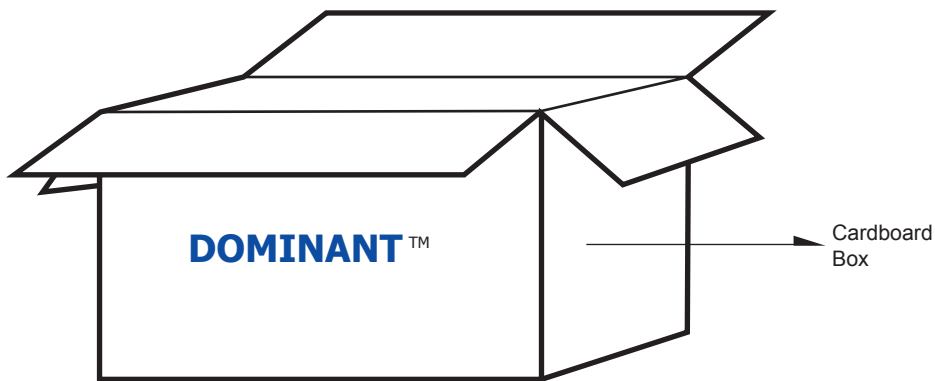




**Packaging Specification**



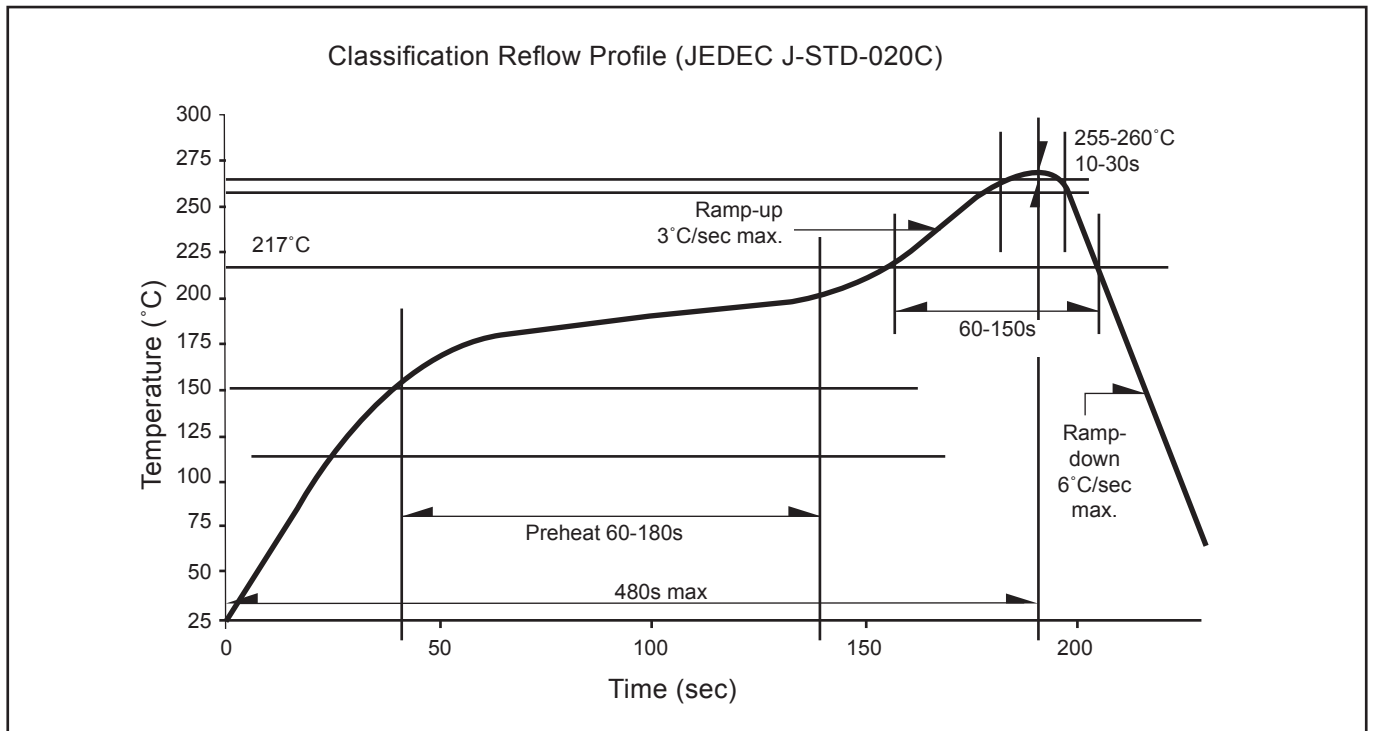
	Average 1pc SpiceLED	1 completed bag (3000pcs)
Weight (gram)	0.001	140 ± 10



**For SpiceLED**

Cardboard Box Size	Dimensions (mm)	Empty Box Weight (kg)	Reel / Box
Super Small	325 x 225 x 190	0.38	9 reels MAX
Small	325 x 225 x 280	0.54	15 reels MAX
Medium	570 x 440 x 230	1.46	60 reels MAX
Large	570 x 440 x 460	1.92	120 reels MAX

**Recommended Pb-free Soldering Profile**



## Appendix

### 1) **Brightness:**

- 1.1 Luminous intensity is measured with an internal reproducibility of  $\pm 8 \%$  and an expanded uncertainty of  $\pm 11 \%$  (according to GUM with a coverage factor of  $k=3$ ).
- 1.2 Luminous flux is measured with an internal reproducibility of  $\pm 8 \%$  and an expanded uncertainty of  $\pm 11 \%$  (according to GUM with a coverage factor of  $k=3$ ).

### 2) **Color:**

- 2.1 Chromaticity coordinate groups are measured with an internal reproducibility of  $\pm 0.005$  and an expanded uncertainty of  $\pm 0.01$  (accordingly to GUM with a coverage factor of  $k=3$ ).
- 2.2 DOMINANT wavelength is measured with an internal reproducibility of  $\pm 0.5\text{nm}$  and an expanded uncertainty of  $\pm 1\text{nm}$  (accordingly to GUM with a coverage factor of  $k=3$ ).

### 3) **Voltage:**

- 3.1 Forward Voltage,  $V_f$  is measured with an internal reproducibility of  $\pm 0.05\text{V}$  and an expanded uncertainty of  $\pm 0.1\text{V}$  (accordingly to GUM with a coverage factor of  $k=3$ ).

**Revision History**

<b>Page</b>	<b>Subjects</b>	<b>Date of Modification</b>
-	New Format	23 Feb 2006
3	Convert VF limits (Max) from 3.5V to 3.8V	24 Nov 2008
2	Add new partno: SSC-ULD-Q2S1-1	10 Apr 2009
-	Update company name	29 Mar 2010
2	Remove partno: SSC-ULD-Q2S1-1	02 Jul 2013
7	Update Carrier Tape	13 Feb 2014
1, 9	Add Features Update Packaging Specification	26 Oct 2015
1, 7, 11	Add Features Error on Taping and Orientation Add Appendix	03 Nov 2016

**NOTE**

All the information contained in this document is considered to be reliable at the time of publishing. However, DOMINANT Opto Technologies does not assume any liability arising out of the application or use of any product described herein.

DOMINANT Opto Technologies reserves the right to make changes to any products in order to improve reliability, function or design.

DOMINANT Opto Technologies products are not authorized for use as critical components in life support devices or systems without the express written approval from the Managing Director of DOMINANT Opto Technologies.

## About Us

DOMINANT Opto Technologies is a dynamic company that is amongst the world's leading automotive LED manufacturers. With an extensive industry experience and relentless pursuit of innovation, DOMINANT's state-of-art manufacturing and development capabilities have become a trusted and reliable brand across the globe. More information about DOMINANT Opto Technologies, a ISO/TS 16949 and ISO 14001 certified company, can be found under <http://www.dominant-semi.com>.

### **Please contact us for more information:**

DOMINANT Opto Technologies Sdn. Bhd.  
Lot 6, Batu Berendam, FTZ Phase III, 75350 Melaka, Malaysia  
Tel: (606) 283 3566 Fax: (606) 283 0566  
E-mail: [sales@dominant-semi.com](mailto:sales@dominant-semi.com)

---