

# EABS151 THRU EABS156

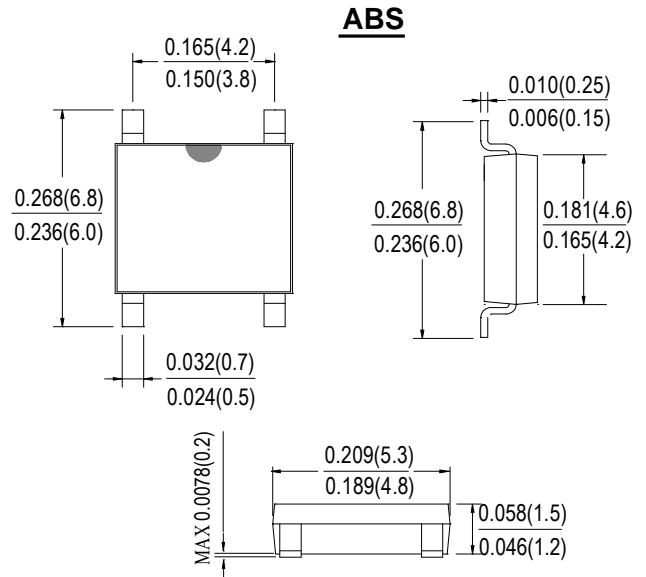
SINGLE PHASE 1.5AMP SUPER FAST GLASS PASSIVATED BRIDGE RECTIFIER

## Features

- Glass passivated die construction
- Low forward voltage drop
- High current capability
- High surge current capability
- Designed for surface mount application
- Plastic material-UL flammability 94V-0

## Mechanical Data

- Case: SOPA-4, molded plastic ABS
- Terminals: plated leads solderable per MIL-STD-202, Method 208
- Polarity: as marked on case
- Mounting position: Any
- Marking: type number



## Maximum Ratings and Electrical Characteristics

Rating at 25°C ambient temperature unless otherwise specified.

Single Phase, half wave, 60Hz, resistive or inductive load.

For capacitive load, derate current by 20%.

TYPE NUMBER	SYMBOL	EABS151	EABS152	EABS154	EABS156	UNITS
Peak Repetitive Reverse Voltage Working Peak Reverse Voltage DC Blocking Voltage	$V_{RRM}$	100	200	400	600	V
	$V_{RWM}$					
	$V_{DC}$					
RMS Reverse Voltage	$V_{RMS}$	70	140	280	420	V
Average Rectified Output Current @ $T_A = 40^\circ C$	$I_o$	1.5				A
Non-Repetitive Peak Forward Surge Current 8.3ms Single half sine-wave superimposed on rated load (JEDEC Method)	$I_{FSM}$	50				A
Forward Voltage per element @ $I_F = 1.5A$	$V_{FM}$	0.95		1.7	1.3	V
Maximum Reverse Recovery Time (Note 1)	$T_{rr}$	35				ns
Peak Reverse Current @ $T_A = 25^\circ C$ At Rated DC Blocking Voltage @ $T_A = 125^\circ C$	$I_R$	5.0 500				$\mu A$
Typical Thermal Resistance per leg	$R_{\theta JA}$	62.5				$^\circ C/W$
	$R_{\theta JL}$	25				
Operating and Storage Temperature Range	$T_J, T_{STG}$	-55to+150				$^\circ C$

Note: 1.Reverse Recovery Test Conditions: $I_F = 0.5A, I_R = 1.0A, I_{RR} = 0.25A$ .

FIG.1 FORWARD CURRENT DERATING CURVE

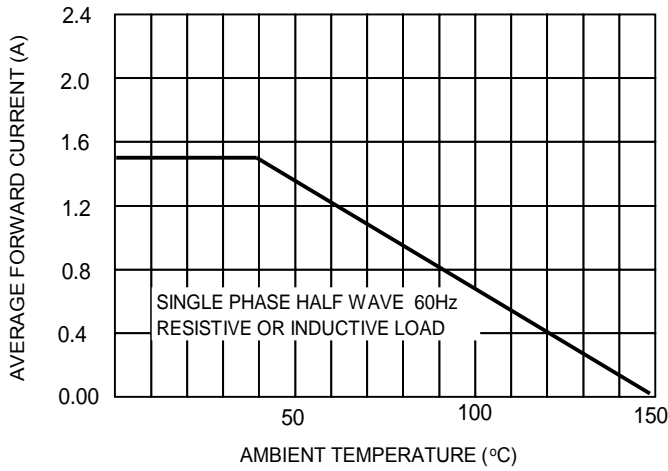


FIG.2 TYPICAL FORWARD CHARACTERISTICS

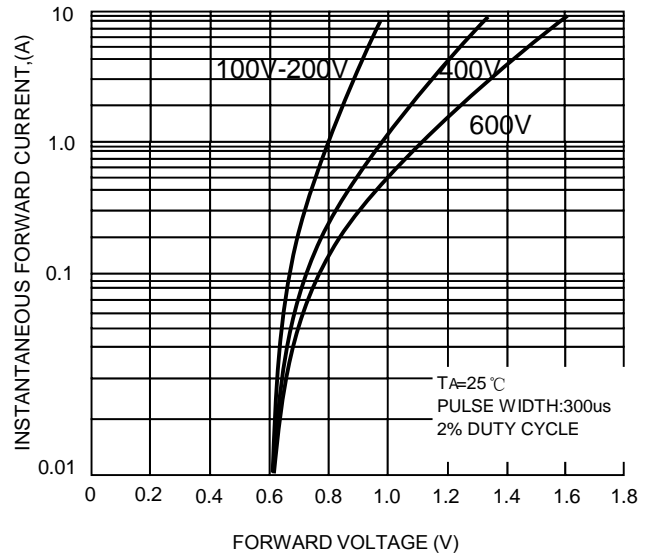


FIG.3 MAXIMUM NON-REPETITIVE

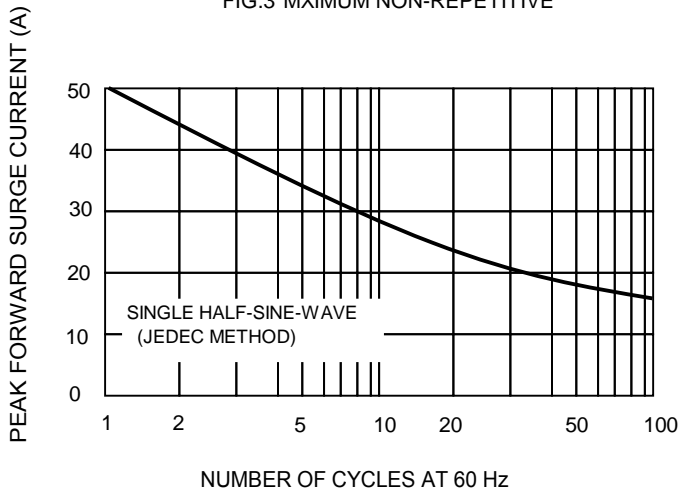


FIG. 4 TYPICAL REVERSE CHARACTERISTICS

