



O/E/N 84

AUTOMOTIVE POWER RELAY

FEATURES

- Limiting continuous current upto 80A
- Enclosure IP67
- Dual contacts
- Screw type termination for contacts
- Shrouded coil terminals

APPLICATION

- Radiator cooling fan
- Oil pump
- Engine pre-heating
- Exhaust control
- Fuel pre heating
- Braking system
- Battery disconnection
- Starter solenoid

TECHNICAL DATA FOR CONTACT SIDE :

Areas of Application	Resistive / Inductive / Capacitive Loads
Contact Configuration	: 1 Form A (1 NO)
Contact Material	: Silver Nickel / Tungsten
Contact Rating at 23°C - 13.5 VDC	: 100A
24 VDC	: 60A
Electrical Life in No. of Operations Min.	: 1×10^5
Mechanical Life in No. of Operations Min.	: 1×10^6
Contact Voltage Drop at 10 A (Max.)	: 25mV
Continuous Carrying Current	
@ 23°C Ambient temperature	: 80A

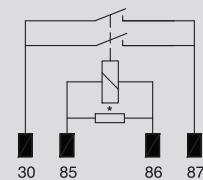
GENERAL DATA FOR COIL SIDE

Nominal Coil Power	: 2.40W (Approx)
Operate Time	: 15 milli Seconds (Typ)
Release Time	: 15 milli Seconds (Typ)

OPERATING CONDITIONS

Ambient Temperature	: -40°C to +85°C
Dielectric Strength	
Between open contacts	: 500 VRMS
Insulation Resistance	: 100 MegaOhms Min. at 500 VDC, 25°C RH 50
Vibration Resistance	: 10-500Hz, 10g (Change in switching state not more than 10µS)
Shock Resistance	: 10g, 6mS (Change in switching state not more than 10µS)
Weight	: 95 gms Max.

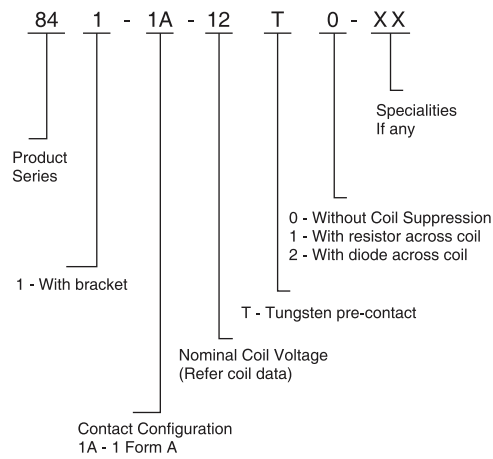
WIRING DIAGRAM



1 Form A

* Parallel resistor or Diode Optional

HOW TO ORDER

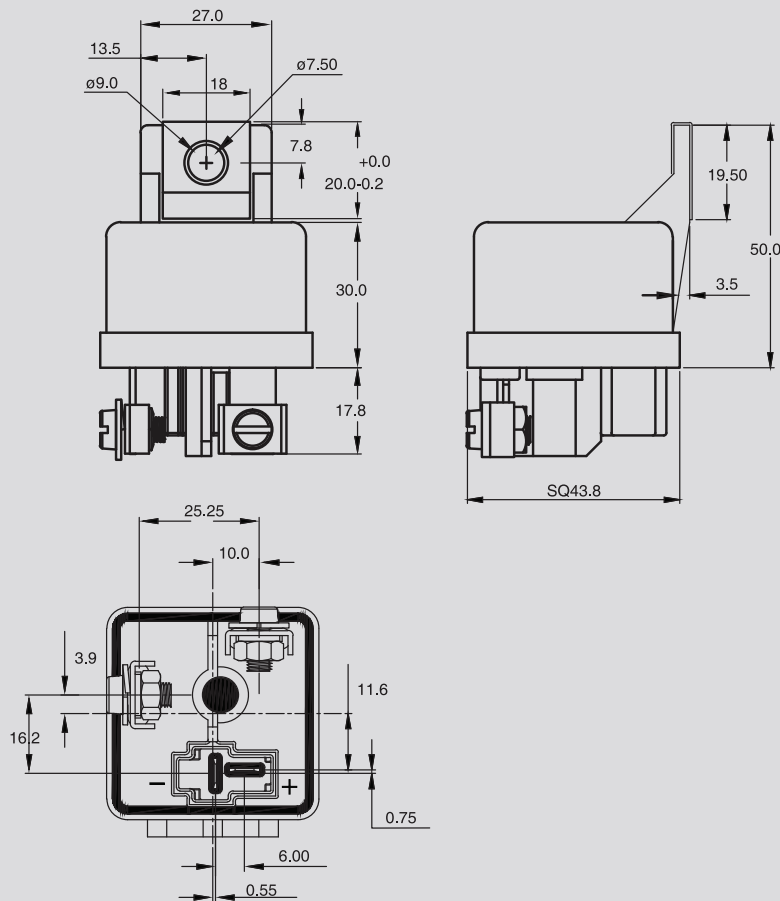


COIL DATA

Nominal Voltage V DC	**Pick Up Voltage V DC (Max)	Drop- Out Voltage V DC (Min)	Coil Resistance Ohms $\pm 10\%$
12	8	1.5	60
24	16	3.0	240
48	32.0	6.0	960

**Lower pick-up voltages available on request

DIMENSIONS



AVAILABLE ON REQUEST

- For custom solutions consult factory