



Absorptive SP8T PIN Diode Switch Operating From 100 MHz to 20 GHz Up to +27 dBm and SMA

PIN Diode Switches Technical Data Sheet

PE71S2033

Features

- SP8T Absorptive Switch
- 100 MHz to 20 GHz
- Insertion Loss 6 dB max
- Isolation 65 dB min
- Switching speed 100 nsec max
- Max Operating Power +27 dBm

Applications

- Communications Systems
- Electronic Simulators
- Bypass Switch
- Test Equipment
- Radar Systems
- EW Systems

Description

The PE71S2033 is a Single Pole Eight Throw (SP8T) Absorptive PIN Diode Switch that operates from 0.1 to 20 GHz. The output port is terminated in 50 ohms when switched in the isolation (off) state. Electrical performance includes 6 dB max insertion loss, 65 dB min isolation, and 100 nsec max switching speed. The design incorporates TTL-compatible driver circuitry for accurate logic control. Operational temperature range is -55°C to +85°C and dual voltage controls of +5 Vdc and -12 Vdc are required. The package interface uses solder terminals and SMA Female connectors.

Electrical Specifications

Description	Minimum	Typical	Maximum	Units
Frequency Range	0.1		20	GHz
Impedance		50		Ohms
VSWR			2:1	
Insertion Loss			6	dB
Isolation	65			dB
Switching Time			100	ns
Input Power (CW)			0.5	Watts
Positive Operating Voltage		5		V
Negative Operating Voltage		-12		V
Current @ 5 V		320		mA
Current @ -12 V		40		mA
Operating Temperature	-55		+85	deg C

Click the following link (or enter part number in "SEARCH" on website) to obtain additional part information including price, inventory and certifications: [Absorptive SP8T PIN Diode Switch Operating From 100 MHz to 20 GHz Up to +27 dBm and SMA PE71S2033](#)





Absorptive SP8T PIN Diode Switch Operating From
100 MHz to 20 GHz Up to +27 dBm and SMA

PIN Diode Switches Technical Data Sheet

PE71S2033

Mechanical Specifications

Size

Length	4 in [101.6 mm]
Width	0.96 in [24.38 mm]
Height	0.35 in [8.89 mm]
Weight	0.17 lbs [77.11 g]
Design	Absorptive, SP8T
RF Connector	SMA Female
RF Connector Specification	MIL-C-39012
TTL Control Connector	Solder Pin

Environmental Specifications

Temperature

Operating Range	-55 to +85 deg C
Storage Range	-65 to +125 deg C

ESD Sensitivity

ESD Sensitive Material. Transport material in Approved ESD bags. Handle only in ESD Workstation.



Compliance Certifications (visit www.Pasternack.com for current document)

Not RoHS Compliant

Plotted and Other Data

Notes:

Click the following link (or enter part number in "SEARCH" on website) to obtain additional part information including price, inventory and certifications: [Absorptive SP8T PIN Diode Switch Operating From 100 MHz to 20 GHz Up to +27 dBm and SMA PE71S2033](#)

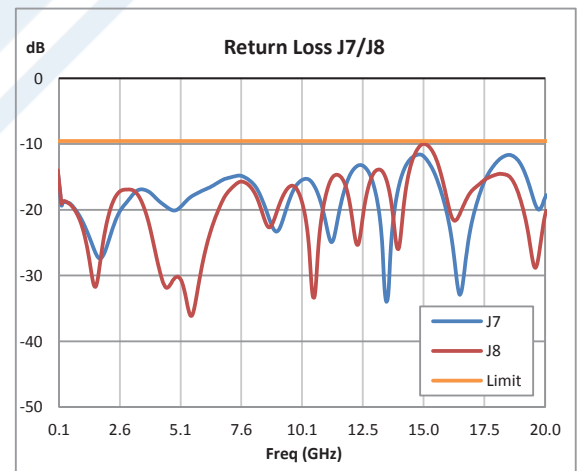
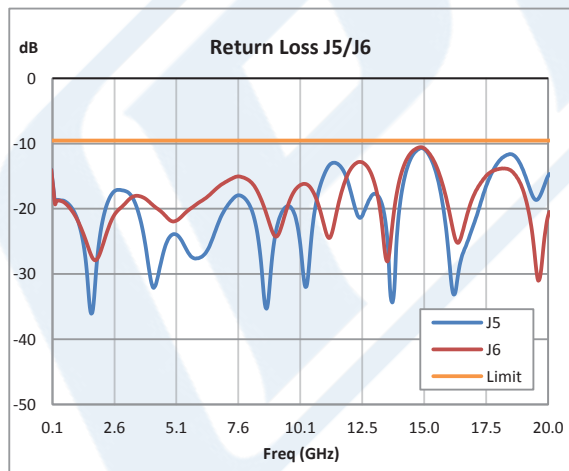
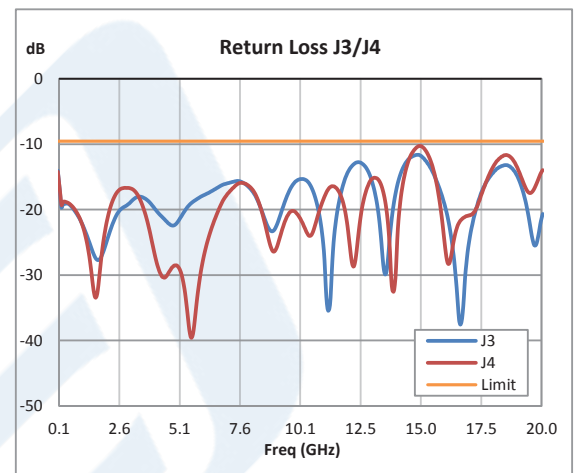
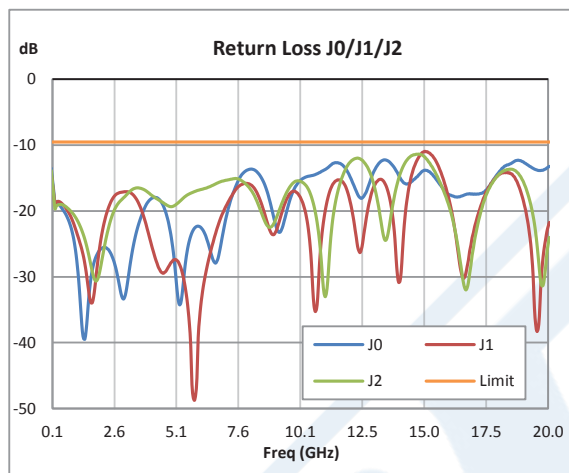


Absorptive SP8T PIN Diode Switch Operating From 100 MHz to 20 GHz Up to +27 dBm and SMA

PIN Diode Switches Technical Data Sheet

PE71S2033

Typical Performance Data



Click the following link (or enter part number in "SEARCH" on website) to obtain additional part information including price, inventory and certifications: [Absorptive SP8T PIN Diode Switch Operating From 100 MHz to 20 GHz Up to +27 dBm and SMA PE71S2033](#)

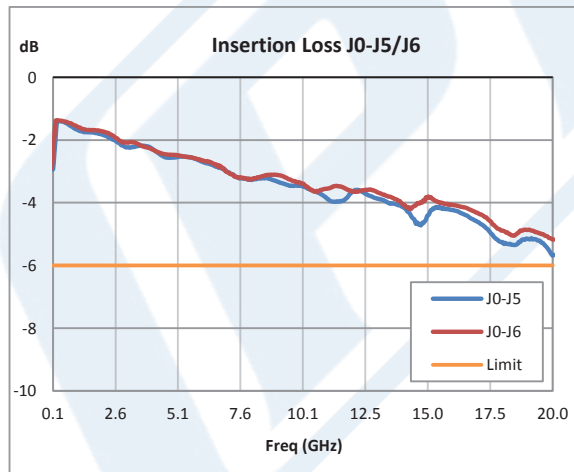
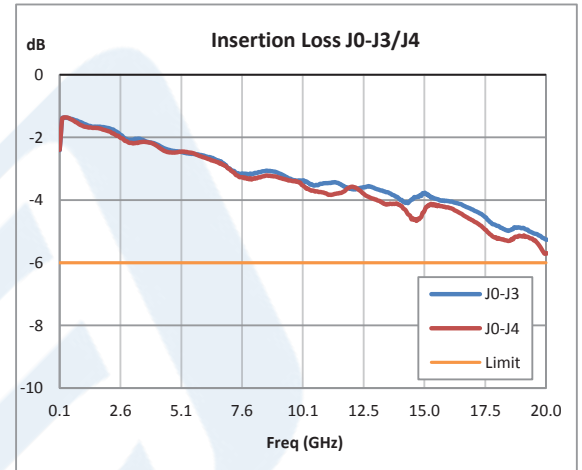
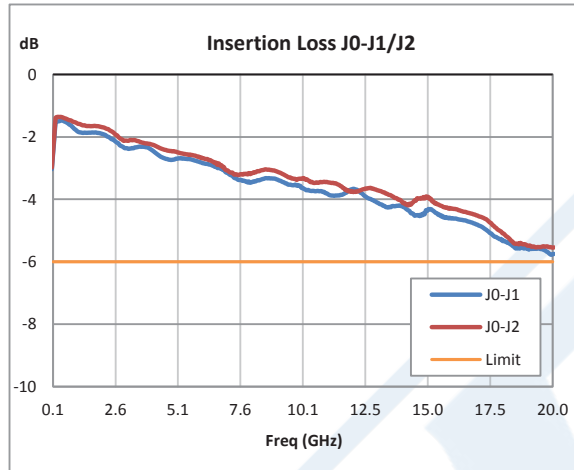




Absorptive SP8T PIN Diode Switch Operating From 100 MHz to 20 GHz Up to +27 dBm and SMA

PIN Diode Switches Technical Data Sheet

PE71S2033



Click the following link (or enter part number in "SEARCH" on website) to obtain additional part information including price, inventory and certifications: [Absorptive SP8T PIN Diode Switch Operating From 100 MHz to 20 GHz Up to +27 dBm and SMA PE71S2033](#)

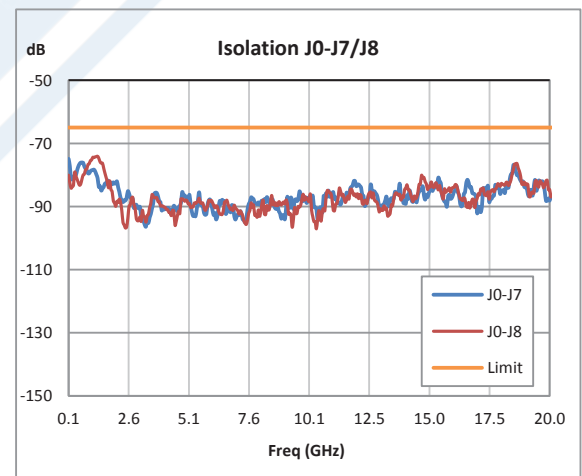
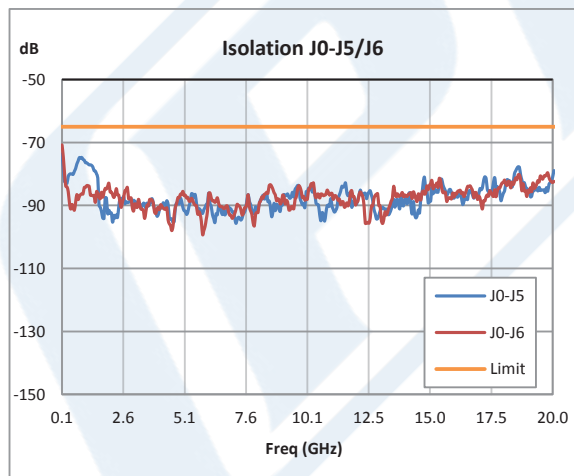
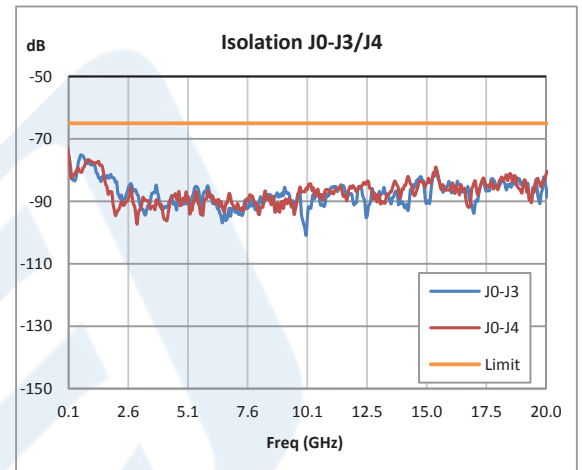
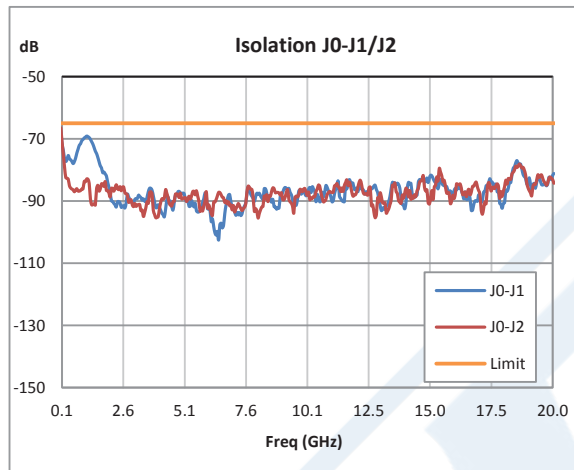




Absorptive SP8T PIN Diode Switch Operating From 100 MHz to 20 GHz Up to +27 dBm and SMA

PIN Diode Switches Technical Data Sheet

PE71S2033



Absorptive SP8T PIN Diode Switch Operating From 100 MHz to 20 GHz Up to +27 dBm and SMA from Pasternack Enterprises has same day shipment for domestic and International orders. Our RF, microwave and millimeter wave products maintain a 99% availability and are part of the broadest selection in the industry.

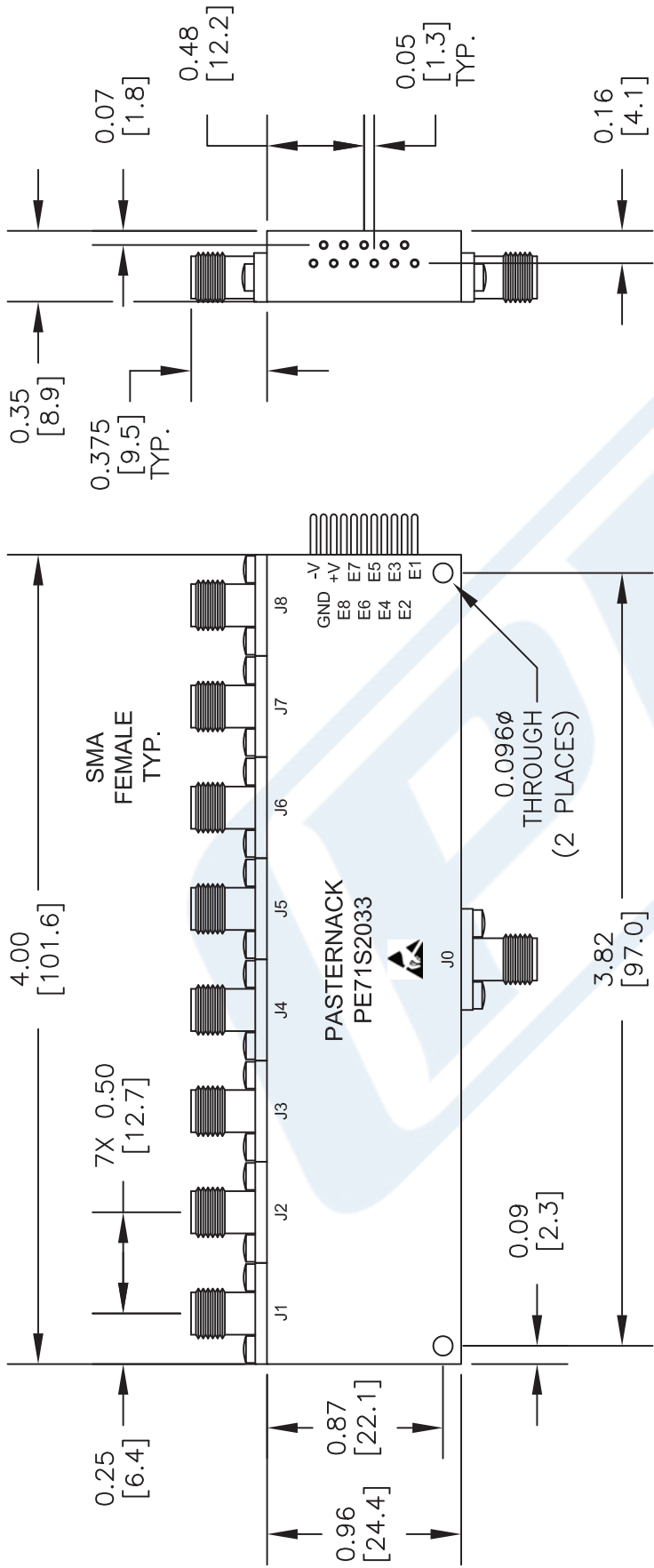
Click the following link (or enter part number in "SEARCH" on website) to obtain additional part information including price, inventory and certifications: [Absorptive SP8T PIN Diode Switch Operating From 100 MHz to 20 GHz Up to +27 dBm and SMA PE71S2033](#)

Click the following link (or enter part number in "SEARCH" on website) to obtain additional part information including price, inventory and certifications: [Absorptive SP8T PIN Diode Switch Operating From 100 MHz to 20 GHz Up to +27 dBm and SMA PE71S2033](#)



PE71S2033 CAD Drawing

Absorptive SP8T PIN Diode Switch Operating From
100 MHz to 20 GHz Up to +27 dBm and SMA



TTL LOGIC TABLE

E1	E2	E3	E4	E5	E6	E7	E8	Low Loss
0	1	1	1	1	1	1	1	J0-J1
1	0	1	1	1	1	1	1	J0-J2
1	1	0	1	1	1	1	1	J0-J3
1	1	1	0	1	1	1	1	J0-J4
1	1	1	1	0	1	1	1	J0-J5
1	1	1	1	1	0	1	1	J0-J6
1	1	1	1	1	1	0	1	J0-J7
1	1	1	1	1	1	1	0	J0-J8

NOTE: 1=Isolation
0=Low Loss

ALL DIMENSIONS ARE IN INCHES.
TOLERANCES:
X.XX ±0.020
X.XXX ±0.010
* THESE DIMENSIONS AND TOLERANCES
SUPERSEDE NOTE #1 ON TITLE BLOCK.

NOTES:
1. UNLESS OTHERWISE SPECIFIED ALL DIMENSIONS ARE NOMINAL.
2. ALL SPECIFICATIONS ARE SUBJECT TO CHANGE WITHOUT NOTICE AT ANY TIME.
3. DIMENSIONS ARE IN INCHES [mm].

DWG TITLE
PE71S2033

PE PASTERNAK
THE ENGINEER'S RF SOURCE
Pasternack Enterprises, Inc.
P.O. Box 16759 | Irvine | CA | 92623
Phone: (949) 261-1920 | Fax: (949) 261-7451
Website: www.pasternack.com | E-Mail: sales@pasternack.com

FSCM NO. 53919

CAD FILE 041816 SCALE N/A

SIZE A 2233