


Thin Film, Top-Contact Miniature Resistor



Product may not be to scale

The MSFM series of single-value precision resistor chips offer a small size, wide ohmic value range and high power rating. The MSFM tantalum nitride resistor material offers excellent resistance to high moisture environments. The MSFMs are manufactured using Vishay Electro-Films (EFI) sophisticated thin-film equipment and manufacturing technology. The MSFMs are 100 % electrically tested and visually inspected to MIL-STD-883, method 2032, class H or K.

FEATURES

- Wire bondable
- Small size: 0.015" square
- Case: 0101
- Wide value range: 2.5 Ω to 400 k Ω
- DC power rating up to 125 mW
- Self passivating tantalum nitride film
- Oxidized silicon substrate
- Material categorization: for definitions of compliance please see www.vishay.com/doc?99912



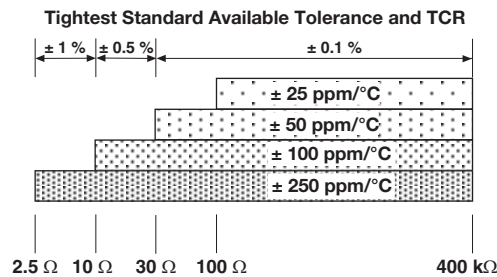
RoHS
COMPLIANT
HALOGEN
FREE
GREEN
(5-2008)

APPLICATIONS

Vishay EFI MSFM top-contact 0.015" square resistor chips are designed for hybrid (chip and wire) assemblies. They are ideally suited for compact designs due to their ultra small form factor.

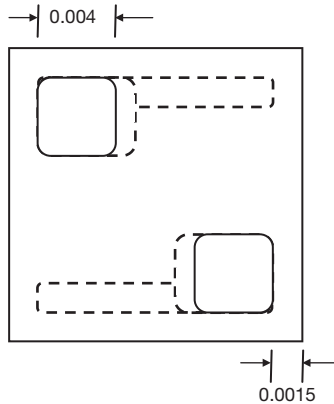
TEMPERATURE COEFFICIENT OF RESISTANCE, VALUES, AND TOLERANCES

PARAMETER	VALUE	UNIT
Total Resistance Range	2.5 to 400K	Ω
Standard Tolerances	± 0.1 , ± 0.5 , ± 1	%
TCR	± 25 , ± 50 , ± 100 , ± 250	ppm/ $^{\circ}$ C

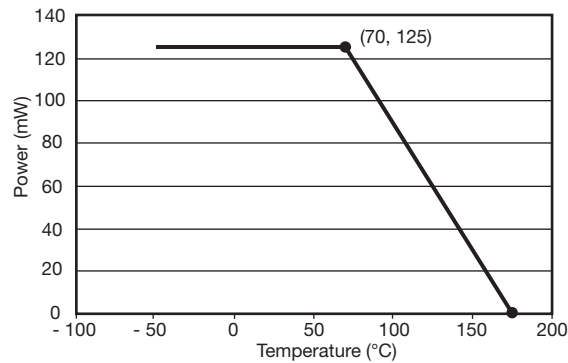


STANDARD ELECTRICAL SPECIFICATIONS

PARAMETER	VALUE	UNIT
Noise, MIL-STD-202, Method 308 > 100 Ω < 100 Ω	-35 -20	dB
Moisture Resistance, MIL-STD-202 Method 106	± 0.5 max. $\Delta R/R$	%
Stability, 1000 h, +70 $^{\circ}$ C, 125 mW	± 0.5 max. $\Delta R/R$	%
Operating Temperature Range	-55 to +125	$^{\circ}$ C
Thermal Shock, MIL-STD-202, Method 107, Test Condition F	± 0.2 max. $\Delta R/R$	%
High Temperature Exposure, +150 $^{\circ}$ C, 100 h	± 0.5 max. $\Delta R/R$	%
Dielectric Voltage Breakdown	200	V
Insulation Resistance	10^{12} min.	Ω
Operating Voltage	100 max.	V
DC Power Rating up to +70 $^{\circ}$ C (Linear de-rated to zero at +175 $^{\circ}$ C)	0.125	W
5x Rated Power Short-Time Overload, +25 $^{\circ}$ C, 5 s	± 0.25 max. $\Delta R/R$	%

DIMENSIONS in inches


MECHANICAL SPECIFICATIONS	
PARAMETER	VALUE
Chip Size	0.015" x 0.015" ± 0.002" (0.381 mm x 0.381 mm ± 0.05 mm)
Chip Thickness	0.010" ± 0.002" (0.254 mm ± 0.05 mm)
Chip Substrate Material	Oxidized silicon, 10 kÅ minimum oxide
Resistor Material	Tantalum nitride, self-passivating
Bonding Pad Size	0.004" x 0.004" (0.1 mm x 0.1 mm)
Number of Pads	2
Pad Material	10 kÅ minimum aluminum (Au optional)
Backing	None, lapped silicon

POWER DERATING CURVE


GLOBAL PART NUMBER INFORMATION															
Global Part Number: MSFM10001FKANHWS															
Global Part Number Description: MSFM 10K 1%, 100 ppm/°C, Al, no back metal, class H, WS															
M	S	F	M	1	0	0	0	1	F	K	A	N	H	W	S
MODEL	RESISTANCE	RESISTANCE MULTIPLIER CODE	TOLERANCE CODE (%)	TCR (ppm/°C)	TERMINATION	BACK METAL	VISUAL CLASS	PACKAGING CODE							
MSFM 15 x 15 size Ta2N on silicon	First 4 digits are significant figures of resistance	C = 0.001 B = 0.01 A = 0.1 0 = 1 1 = 10 2 = 100 3 = 1000	B = 0.1 C = 0.25 D = 0.5 F = 1.0 G = 2.0 H = 2.5 J = 5.0 K = 10.0	E = ± 25 C = ± 50 K = ± 100 M = ± 250	G = Au A = Al	G = Au N = None	H = Class H K = Class K	WS = Waffle pack 100 min., 1 mult							



Disclaimer

ALL PRODUCT, PRODUCT SPECIFICATIONS AND DATA ARE SUBJECT TO CHANGE WITHOUT NOTICE TO IMPROVE RELIABILITY, FUNCTION OR DESIGN OR OTHERWISE.

Vishay Intertechnology, Inc., its affiliates, agents, and employees, and all persons acting on its or their behalf (collectively, "Vishay"), disclaim any and all liability for any errors, inaccuracies or incompleteness contained in any datasheet or in any other disclosure relating to any product.

Vishay makes no warranty, representation or guarantee regarding the suitability of the products for any particular purpose or the continuing production of any product. To the maximum extent permitted by applicable law, Vishay disclaims (i) any and all liability arising out of the application or use of any product, (ii) any and all liability, including without limitation special, consequential or incidental damages, and (iii) any and all implied warranties, including warranties of fitness for particular purpose, non-infringement and merchantability.

Statements regarding the suitability of products for certain types of applications are based on Vishay's knowledge of typical requirements that are often placed on Vishay products in generic applications. Such statements are not binding statements about the suitability of products for a particular application. It is the customer's responsibility to validate that a particular product with the properties described in the product specification is suitable for use in a particular application. Parameters provided in datasheets and/or specifications may vary in different applications and performance may vary over time. All operating parameters, including typical parameters, must be validated for each customer application by the customer's technical experts. Product specifications do not expand or otherwise modify Vishay's terms and conditions of purchase, including but not limited to the warranty expressed therein.

Except as expressly indicated in writing, Vishay products are not designed for use in medical, life-saving, or life-sustaining applications or for any other application in which the failure of the Vishay product could result in personal injury or death. Customers using or selling Vishay products not expressly indicated for use in such applications do so at their own risk. Please contact authorized Vishay personnel to obtain written terms and conditions regarding products designed for such applications.

No license, express or implied, by estoppel or otherwise, to any intellectual property rights is granted by this document or by any conduct of Vishay. Product names and markings noted herein may be trademarks of their respective owners.

Material Category Policy

Vishay Intertechnology, Inc. hereby certifies that all its products that are identified as RoHS-Compliant fulfill the definitions and restrictions defined under Directive 2011/65/EU of The European Parliament and of the Council of June 8, 2011 on the restriction of the use of certain hazardous substances in electrical and electronic equipment (EEE) - recast, unless otherwise specified as non-compliant.

Please note that some Vishay documentation may still make reference to RoHS Directive 2002/95/EC. We confirm that all the products identified as being compliant to Directive 2002/95/EC conform to Directive 2011/65/EU.

Vishay Intertechnology, Inc. hereby certifies that all its products that are identified as Halogen-Free follow Halogen-Free requirements as per JEDEC JS709A standards. Please note that some Vishay documentation may still make reference to the IEC 61249-2-21 definition. We confirm that all the products identified as being compliant to IEC 61249-2-21 conform to JEDEC JS709A standards.