

Transient Voltage Suppressors for ESD Protection

ESDXXV88D-C

Description

The ESDXXV88D-C is ultra low capacitance TVS arrays designed to protect high speed data interfaces. This series has been specifically designed to protect sensitive components which are connected to high-speed data and transmission lines from over-voltage caused by ESD (electrostatic discharge), CDE (Cable Discharge Events), and EFT (electrical fast transients).

Feature

- u 100 Watts Peak Pulse Power per Line (tp=8/20µs)
- u Protects one birectional I/O line
- u Low clamping voltage
- u Working voltages :3.3V, 5V
- u Low leakage current
- u IEC61000-4-2 (ESD) ±15kV (air), ±8kV (contact)
- u IEC61000-4-4 (EFT) 40A (5/50ns)

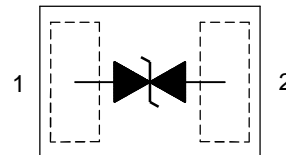
Applications

- u Cell Phone Handsets and Accessories
- u Microprocessor based equipment
- u Personal Digital Assistants (PDA's)
- u Notebooks, Desktops, and Servers
- u Portable Instrumentation
- u Peripherals
- u Pagers

DFN-1006



Functional Diagram



Mechanical Data

- u DFN1006 (1.0x0.6x0.5mm) Package
- u Molding Compound Flammability Rating : UL 94V-0
- u Weight 0.5 Milligrams (Approximate)
- u Quantity Per Reel : 5,000pcs
- u Reel Size : 7 inch
- u Lead Finish : Lead Free

Mechanical Characteristics

Symbol	Parameter	Value	Units
PPP	Peak Pulse Power (tp=8/20µs waveform)	100	W
I _{PP}	Peak Pulse Current (tp=8/20µs waveform)	2.5	A
T _J	Operating Junction Temperature Range	-55 to +125	°C
T _{STG}	Storage Temperature Range	-55 to +150	°C
T _L	Soldering Temperature, t max = 10s	260	°C
	IEC61000-4-2 (ESD)	Air Discharge	15
		Contact Discharge	8
			KV

Transient Voltage Suppressors for ESD Protection

ESDXXV88D-C

Electrical Characteristics (@ 25°C Unless Otherwise Specified)

Part Number	Device Marking	V _{RWM} (V) (Max.)	V _B (V) (Min.)	I _T (mA)	V _C @5A (Max.)	V _C		I _R (μA) (Max.)	C (pF) (Typ.)
						(Max.)	(@A)		
ESD3.3V88D-C	T	3.3	3.5	1	5.5	15	7	1	6
ESD05V88D-C	M	5	6	1	12.5	20	2	1	10

Characteristic Curves

Fig1. 8/20μs Pulse Waveform

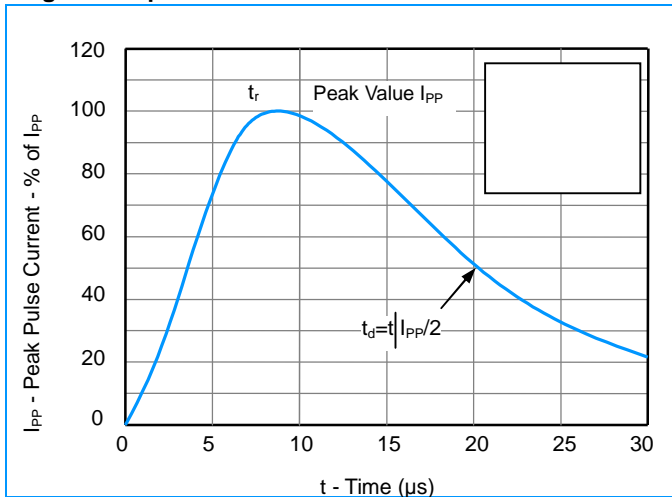


Fig2. ESD Pulse Waveform (according to IEC 61000-4-2)

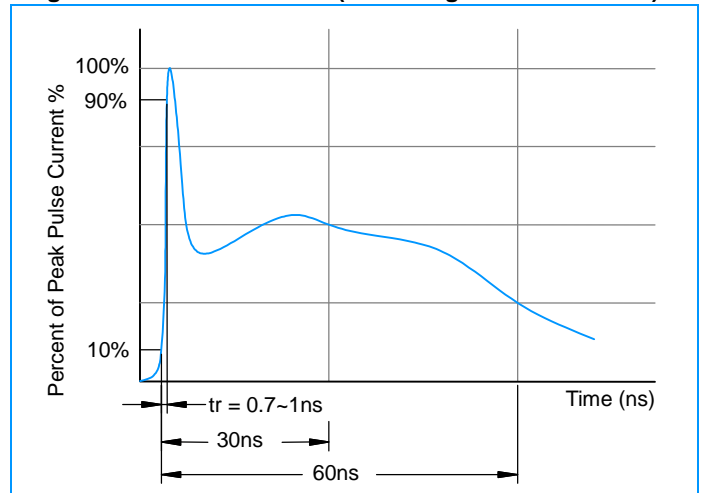
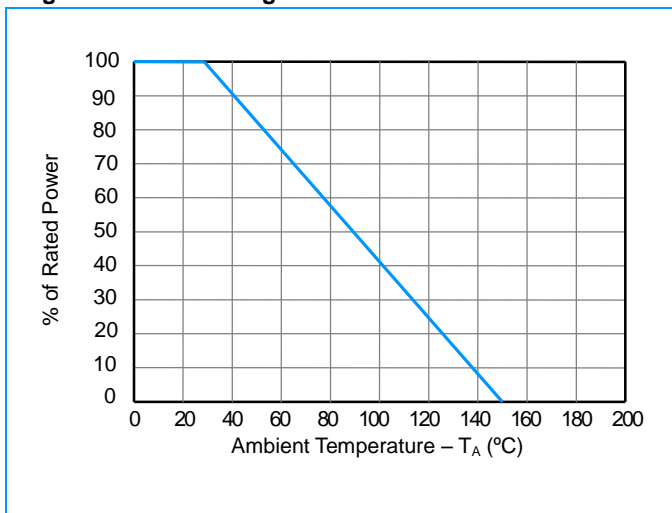


Fig3. Power Derating Curve



Transient Voltage Suppressors for ESD Protection

ESDXXV88D-C

Characteristic Curves

Fig4. ESD Clamping (+8KV Contac per IEC61000-4-2)

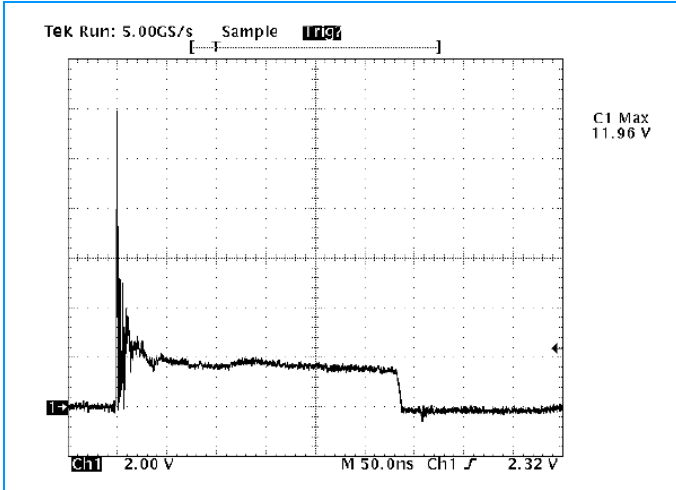
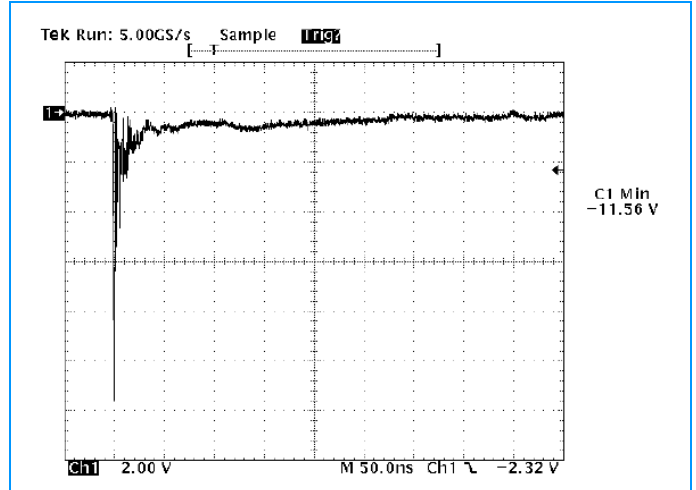
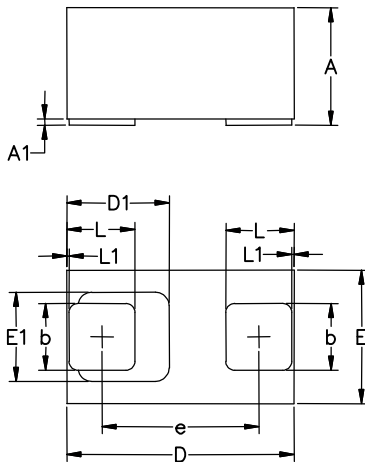


Fig5. ESD Clamping (-8KV Contac per IEC61000-4-2)

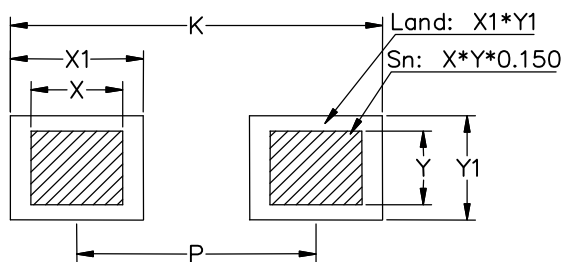


DFN1006 Package Outline & Dimensions



Symbol	Millimeters		Inches	
	Min.	Max.	Min.	Max.
A	0.450	0.550	0.018	0.022
A1	0.010	0.070	0.000	0.003
D	0.950	1.050	0.037	0.041
E	0.550	0.650	0.022	0.026
D1	0.450 REF		0.018 REF	
E1	0.400 REF		0.016 REF	
b	0.275	0.325	0.011	0.013
e	0.675	0.725	0.027	0.029
L	0.275	0.325	0.011	0.013
L1	0.010 REF		0.000 REF	

Soldering Footprint



Symbol	Inches	Millimeters
K	0.055±0.002	1.4±0.05
P	0.035±0.001	0.9±0.025
X	0.014±0.001	0.354±0.025
Y	0.011±0.001	0.283±0.025
X1	0.020±0.001	0.5±0.025
Y1	0.016±0.001	0.4±0.025