



## 6 Section Bandpass Filter With SMA Female Connectors Operating From 18.2 GHz to 19.2 GHz With a 1,000 MHz Passband

### Bandpass Filters Technical Data Sheet

PE87FL1009

#### Features

- Pass band of 1000 MHz
- 18.2 GHz to 19.2 GHz
- Six section
- Combine filter design
- 35 dB rejection at 17.2 GHz and 20.2 GHz (1.5 GHz from band center)
- Typical insertion loss of 1.5 dB
- Female SMA connectors

#### Applications

- Satellite communications

#### Description

The PE87FL1009 is an six section band pass filter. It is part of a family of filters that is useful for satellite communications. The pass band is 1000 MHz wide, from 18.2 GHz to 19.2 GHz. Implemented using a Combine design, the filter has excellent rejection of 35 dB at 17.2 GHz and 20.2 GHz, or  $\pm 1.5$  GHz from mid band. It has a maximum insertion loss of 1.5 dB. The PE87FL1009 has SMA female connectors.

#### Electrical Specifications

Description	Minimum	Typical	Maximum	Units
Passband Frequency	18.2		19.2	GHz
Impedance		50		Ohms
Insertion Loss			1.5	dB
Passband VSWR		1.4:1		
Rejection at 17.2 GHz	35			dB
Rejection at 20.2 GHz	35			dB
Input Power, CW			2	Watts

Electrical Specification Notes: Values at 25°C, sea level.

#### Mechanical Specifications

##### Size

Length	1.55 in [39.37 mm]
Width	0.45 in [11.43 mm]
Height	0.4 in [10.16 mm]

##### Configuration

Design	Combine
Number of Sections	6
Package Style	Connectorized
Connector 1	SMA Female
Connector 2	SMA Female
Connector Option	Field Replaceable

Click the following link (or enter part number in "SEARCH" on website) to obtain additional part information including price, inventory and certifications: [6 Section Bandpass Filter With SMA Female Connectors Operating From 18.2 GHz to 19.2 GHz With a 1,000 MHz Passband PE87FL1009](#)



6 Section Bandpass Filter With SMA Female  
Connectors Operating From 18.2 GHz to  
19.2 GHz With a 1,000 MHz Passband

Bandpass Filters Technical Data Sheet

PE87FL1009

**Compliance Certifications** (visit [www.Pasternack.com](http://www.Pasternack.com) for current document)

RoHS Compliant

REACH Compliant

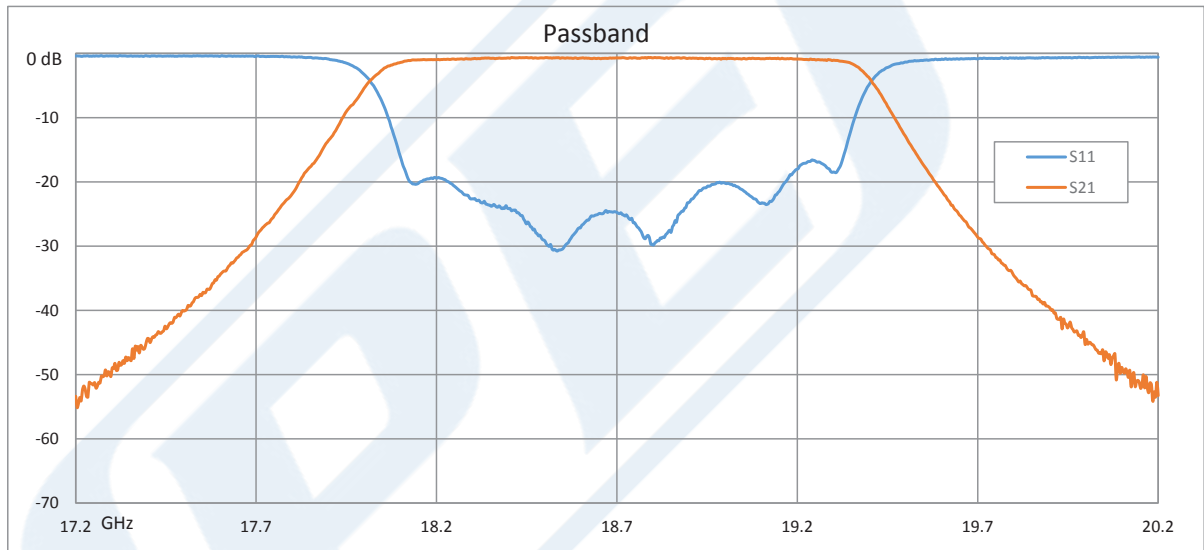
06/14/2014

**Plotted and Other Data**

Notes:

- Values at 25°C, sea level.

**Typical Performance Data**



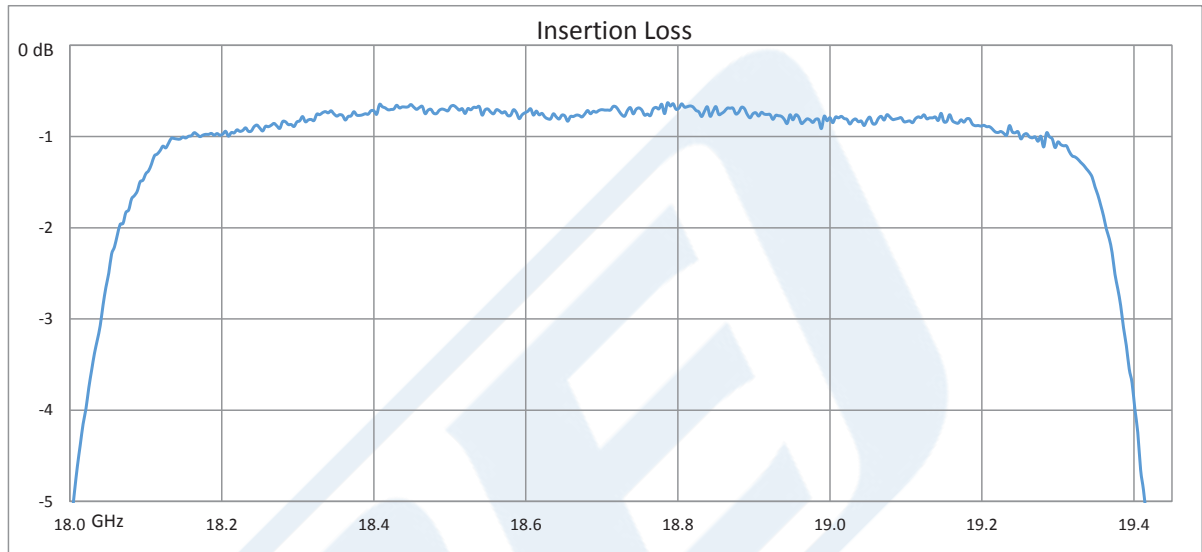
Click the following link (or enter part number in "SEARCH" on website) to obtain additional part information including price, inventory and certifications: [6 Section Bandpass Filter With SMA Female Connectors Operating From 18.2 GHz to 19.2 GHz With a 1,000 MHz Passband PE87FL1009](#)



6 Section Bandpass Filter With SMA Female  
Connectors Operating From 18.2 GHz to  
19.2 GHz With a 1,000 MHz Passband

## Bandpass Filters Technical Data Sheet

PE87FL1009



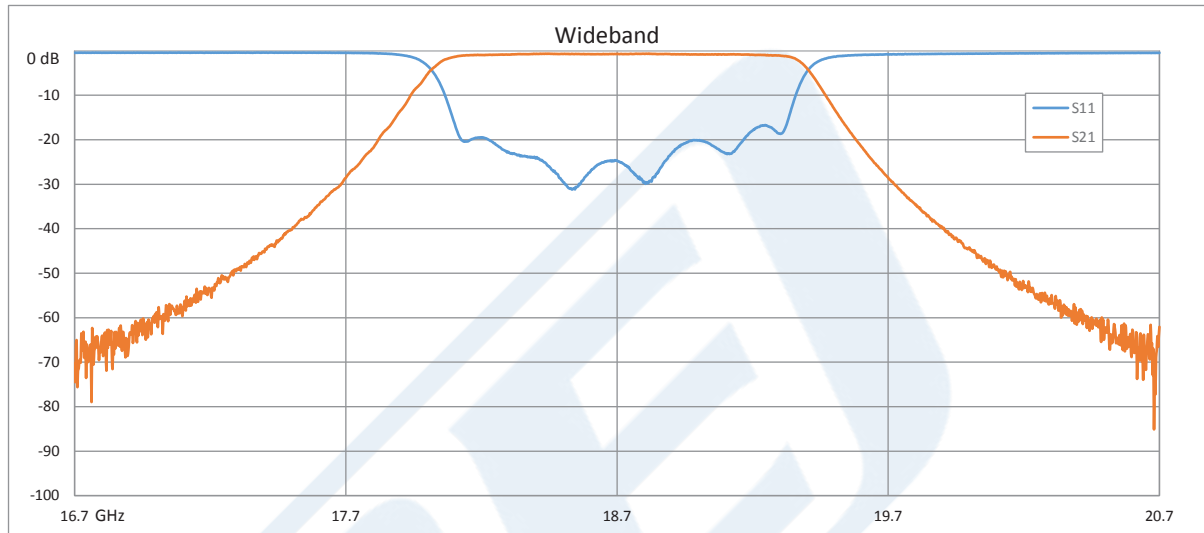
Click the following link (or enter part number in "SEARCH" on website) to obtain additional part information including price, inventory and certifications: [6 Section Bandpass Filter With SMA Female Connectors Operating From 18.2 GHz to 19.2 GHz With a 1,000 MHz Passband PE87FL1009](#)



6 Section Bandpass Filter With SMA Female Connectors Operating From 18.2 GHz to 19.2 GHz With a 1,000 MHz Passband

Bandpass Filters Technical Data Sheet

PE87FL1009



6 Section Bandpass Filter With SMA Female Connectors Operating From 18.2 GHz to 19.2 GHz With a 1,000 MHz Passband from Pasternack Enterprises has same day shipment for domestic and International orders. Our RF, microwave and millimeter wave products maintain a 99% availability and are part of the broadest selection in the industry.

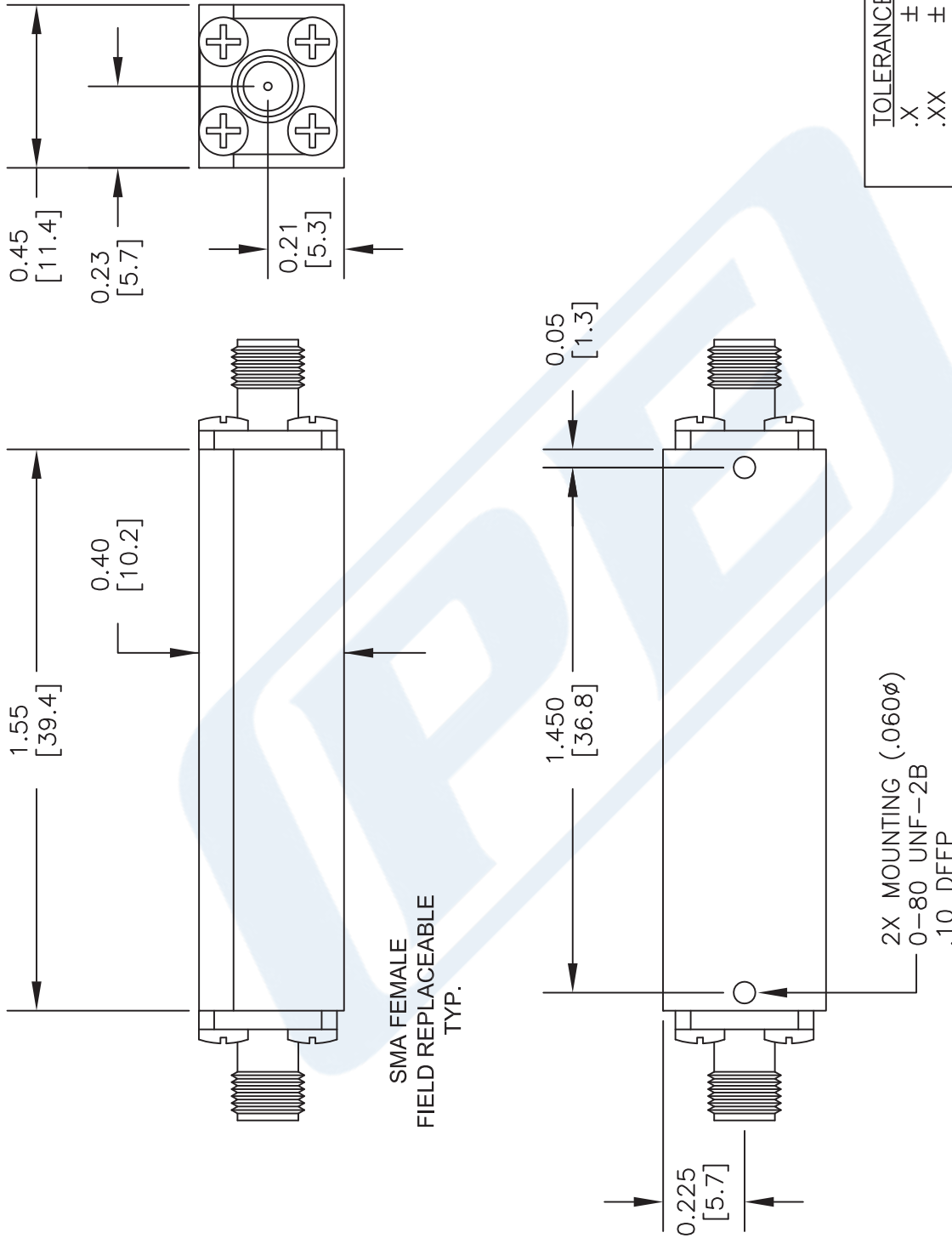
Click the following link (or enter part number in "SEARCH" on website) to obtain additional part information including price, inventory and certifications: [6 Section Bandpass Filter With SMA Female Connectors Operating From 18.2 GHz to 19.2 GHz With a 1,000 MHz Passband PE87FL1009](http://www.pasternack.com/6-section-band-pass-filter-18.2-19.2-ghz-passband-1000-mhz-pe87fl1009-p.aspx)

URL: <http://www.pasternack.com/6-section-band-pass-filter-18.2-19.2-ghz-passband-1000-mhz-pe87fl1009-p.aspx>

The information contained in this document is accurate to the best of our knowledge and representative of the part described herein. It may be necessary to make modifications to the part and/or the documentation of the part, in order to implement improvements. Pasternack reserves the right to make such changes as required. Unless otherwise stated, all specifications are nominal. Pasternack does not make any representation or warranty regarding the suitability of the part described herein for any particular purpose, and Pasternack does not assume any liability arising out of the use of any part or documentation.

# PE87FL1009 CAD Drawing

6 Section Bandpass Filter With SMA Female Connectors Operating From 18.2 GHz to 19.2 GHz With a 1,000 MHz Passband



\* THESE DIMENSIONS AND TOLERANCES SUPERSEDE NOTE #1 ON TITLE BLOCK.

**NOTES:**

1. UNLESS OTHERWISE SPECIFIED ALL DIMENSIONS ARE NOMINAL.
2. ALL SPECIFICATIONS ARE SUBJECT TO CHANGE WITHOUT NOTICE AT ANY TIME.
3. DIMENSIONS ARE IN INCHES [mm].

**DWG TITLE**

**PE87FL1009**



**THE ENGINEER'S RF SOURCE**  
 Pasternack Enterprises, Inc.  
 P.O. Box 16759 | Irvine | CA | 92623

Phone: (949) 261-1920 | Fax: (949) 261-7451

Website: www.pasternack.com | E-Mail: sales@pasternack.com

**FSCM NO. 53919**

CAD FILE 120415

SCALE N/A

SIZE A

2233