

TOSHIBA Transistor Silicon NPN Epitaxial Type (PCT Process)



RN1410,RN1411

Switching, Inverter Circuit, Interface Circuit
And Driver Circuit Applications

Unit: mm

- With built-in bias resistors
- Simplify circuit design
- Reduce a quantity of parts and manufacturing process
- Complementary to RN2410, RN2411

Equivalent Circuit



JEDEC	TO-236MOD
EIAJ	SC-59
TOSHIBA	2-3F1A

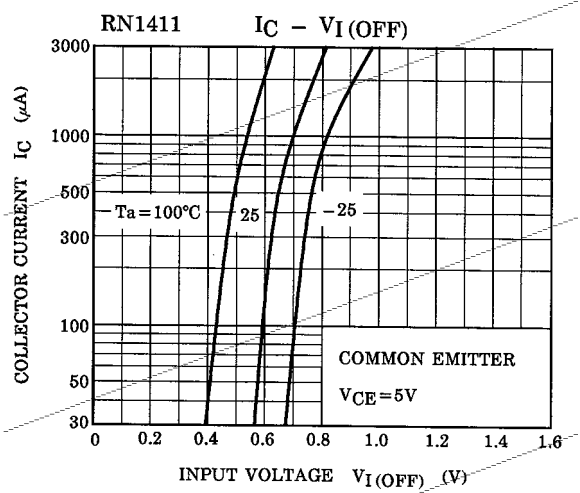
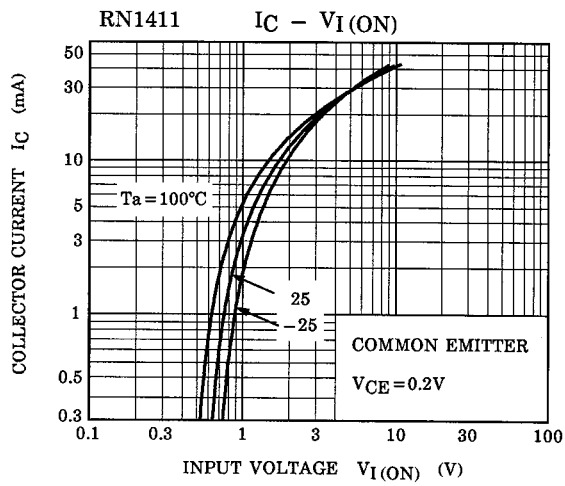
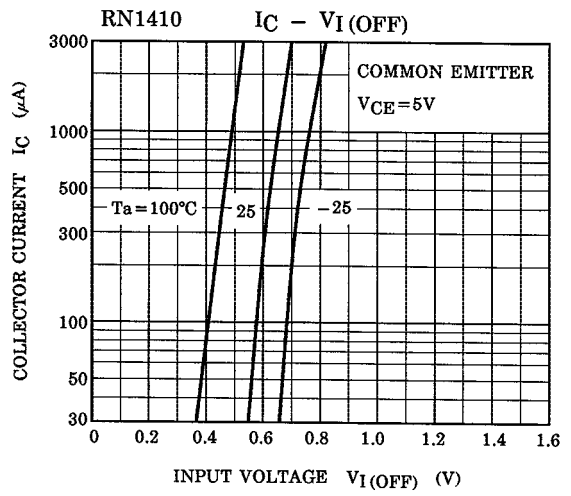

Weight: 0.012g


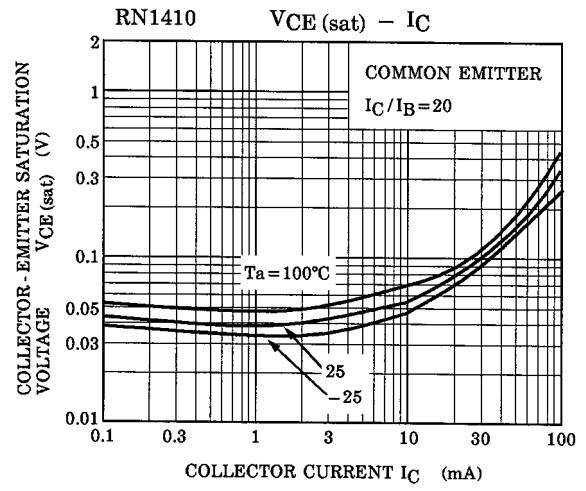
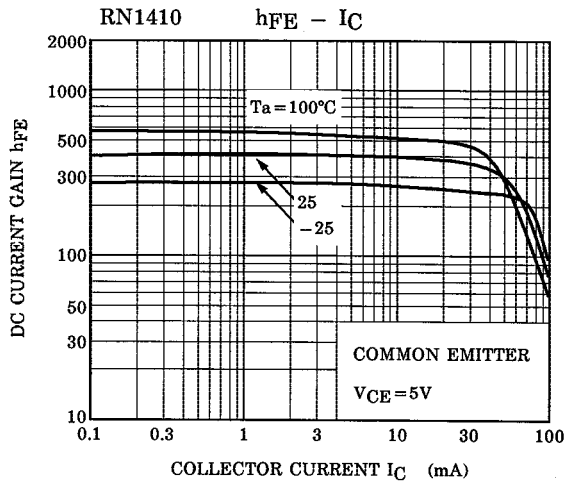
Maximum Ratings (Ta = 25°C)



Characteristic	Symbol	Rating	Unit
Collector-base voltage	V _{CB0}	50	V
Collector-emitter voltage	V _{CEO}	50	V
Emitter-base voltage	V _{EBO}	5	V
Collector current	I _C	100	mA
Collector power dissipation	P _C	200	mW
Junction temperature	T _j	150	°C
Storage temperature range	T _{stg}	-55~125	°C

Electrical Characteristics (Ta = 25°C)

Characteristic	Symbol	Test Circuit	Test Condition	Min	Typ.	Max	Unit
Collector cut-off current	I _{CBO}	—	V _{CB} = 50V, I _E = 0	—	—	100	nA
Emitter cut-off current	I _{EBO}	—	V _{EB} = 5V, I _C = 0	—	—	100	nA
DC current gain	h _{FE}	—	V _{CE} = 5V, I _C = 1mA	120	—	700	
Collector-emitter saturation voltage	V _{CE(sat)}	—	I _C = 5mA, I _B = 0.25mA	—	0.1	0.3	V
Transition frequency	f _T	—	V _{CE} = 10V, I _C = 5mA	—	250	—	MHz
Collector output capacitance	C _{ob}	—	V _{CB} = 10V, I _E = 0, f = 1MHz	—	3	6	pF
Input resistor	RN1410	R1	—	3.29	4.7	6.11	kΩ
	RN1411			7	10	13	





Type Name	Marking
RN1410	 A technical drawing showing the marking on a component. It features a series of parallel lines and a shaded area, likely representing a specific marking or identification code.
RN1411	 A technical drawing showing the marking on a component, similar to the RN1410 model. It features a series of parallel lines and a shaded area, likely representing a specific marking or identification code.

RESTRICTIONS ON PRODUCT USE

000707EAA

- TOSHIBA is continually working to improve the quality and reliability of its products. Nevertheless, semiconductor devices in general can malfunction or fail due to their inherent electrical sensitivity and vulnerability to physical stress. It is the responsibility of the buyer, when utilizing TOSHIBA products, to comply with the standards of safety in making a safe design for the entire system, and to avoid situations in which a malfunction or failure of such TOSHIBA products could cause loss of human life, bodily injury or damage to property.
In developing your designs, please ensure that TOSHIBA products are used within specified operating ranges as set forth in the most recent TOSHIBA products specifications. Also, please keep in mind the precautions and conditions set forth in the "Handling Guide for Semiconductor Devices," or "TOSHIBA Semiconductor Reliability Handbook" etc..
- The TOSHIBA products listed in this document are intended for usage in general electronics applications (computer, personal equipment, office equipment, measuring equipment, industrial robotics, domestic appliances, etc.). These TOSHIBA products are neither intended nor warranted for usage in equipment that requires extraordinarily high quality and/or reliability or a malfunction or failure of which may cause loss of human life or bodily injury ("Unintended Usage"). Unintended Usage include atomic energy control instruments, airplane or spaceship instruments, transportation instruments, traffic signal instruments, combustion control instruments, medical instruments, all types of safety devices, etc.. Unintended Usage of TOSHIBA products listed in this document shall be made at the customer's own risk.
- The information contained herein is presented only as a guide for the applications of our products. No responsibility is assumed by TOSHIBA CORPORATION for any infringements of intellectual property or other rights of the third parties which may result from its use. No license is granted by implication or otherwise under any intellectual property or other rights of TOSHIBA CORPORATION or others.
- The information contained herein is subject to change without notice.