

- Universal AC input
- Protections: Short circuit/Over load/Over voltage
- Low leakage current <0.5mA
- Cooling by free air convection
- Fixed switching frequency at 65KHz



Model Number	Output Volts	Output Amps	OVP	Min Load	DC Volt Adjust	Load Reg	Efficiency
SINGLE OUTPUT							
PS45-3.3	3.3 Volts(DC)	8 Amps	3.8 ~ 4.46Volt(DC)	0~10.7Amps	3.14~3.63Volt(DC)	±3.0%	69%
PS45-5	5 Volts(DC)	8 Amps	5.75 ~ 6.75Volt(DC)	0~10.5Amps	4.75~5.5Volt(DC)	±3.0%	74%
PS45-7.5	7.5 Volts(DC)	5.4 Amps	8.63 ~ 10.1Volt(DC)	0~7Amps	7.13~8.25Volt(DC)	±3.0%	75%
PS45-12	12 Volts(DC)	3.7Amps	13.8 ~ 16.2Volt(DC)	0~4.4Amps	11.4~13.2Volt(DC)	±2.0%	76%
PS45-13.5	13.5 Volts(DC)	3.3 Amps	15.5 ~ 18.2Volt(DC)	0~3.9Amps	12.8~14.85Volt(DC)	±2.0%	77%
PS45-15	15 Volts(DC)	3.0 Amps	17.25 ~ 20.25Volt(DC)	0~3.5Amps	14.25~16.5Volt(DC)	±2.0%	77%
PS45-24	24 Volts(DC)	1.9 Amps	27.6 ~ 32.4Volt(DC)	0~2.2Amps	22.8~26.4Volt(DC)	±2.0%	78%
PS45-27	27 Volts(DC)	1.7 Amps	31 ~ 36.45Volt(DC)	0~1.95Amps	25.65~29.7Volt(DC)	±2.0%	78%
PS45-48	48 Volts(DC)	1.0 Amps	55.2~ 64.8Volt(DC)	0~1.1Amps	45.6~52.8Volt(DC)	±2.0%	78%

45W Single Output Switching Power Supply

INPUT SPECIFICATIONS

Input Voltage Range	90 ~ 264VAC 127~370 Volts(DC)
Frequency Range	47-440Hz
Inrush Current, typ: (cold start)	15Amps/115VAC; 30Amps/230VAC
Input Current	0.8 Amps@115VAC
	0.56 Amps@230VAC
Leakage current	< 0.75mAmps / 240VAC
Min Load	See Selection Chart

OUTPUT SPECIFICATIONS

Voltage and Current	See Selection Chart
Line Regulation	±1.0%
Load Regulation	See Selection Chart
Voltage Tolerance (Note 2)	3.0%: 3.3~7.5Volts(DC)
	2.0%: 12~48Volts(DC)
Ripple/Noise (Note 1)	80mVpk-pk: 3.3Volts(DC)
	100mVpk-pk: 5~48Volts(DC)
Hold Up Time @ FL	60mS
Setup, Rise Time @ FL	800mS, 30mS
Over Voltage Protection	See Selection Chart
	Shut down o/p voltage, re-power
Over Current Protection	53~75W (3.3Volts: 36~55W) rated
	output power
	Hiccup mode, auto recover
DC Voltage Adjust	See Selection Chart

GENERAL SPECIFICATIONS

Safety	UL60950, TUV EN60950-1 Approved
Insulation Resistance	≥ 100MΩ / 500Volts(DC)
EMI	Compliance to EN55022 (CISPR22) Class B
Harmonic Current	Compliance to EN61000-3-2,-3
Efficiency	See Selection Chart

All specifications are typical at nominal input, full load, and 25°C unless otherwise noted

Isolation

	3000VAC Input - Output
	1500VAC Input - Ground
	500VAC Output - Ground
EMS	Compliance to EN61000-4-2,3,4,5,6,8,11 ENV50204, ENV55024 light Industry Level, Criteria A

ENVIRONMENTAL SPECIFICATIONS

Oper. Temperature	-10°C to +60°C (See Derate Curve)
Storage Temperature	-20°C to +85°C, 10~95% RH
Relative Humidity	20~90% RH non cond
Temperature Coefficient	0.05% / °C (0-50°C)
MTBF	300.7KHrs min, MIL-HDBK-217F(25°C)
Vibration	10~500Hz, 2G10min./1cycle, period for 60min. each along X, Y, Z axes

PHYSICAL SPECIFICATIONS

Size	127 x 76.2 x 28 mm (5"x 3"x 1.10")
Weight	7.48 oz (190g)

NOTE

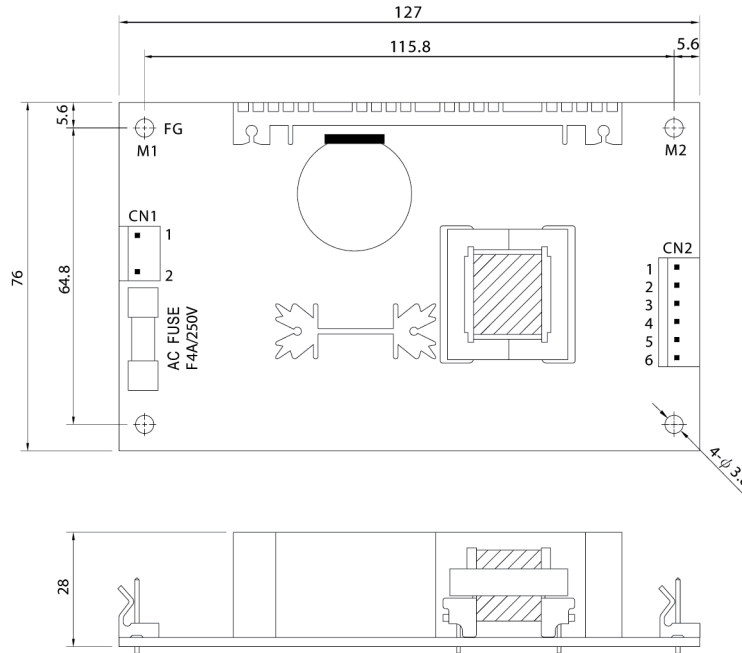
1. Ripple & noise are measured at 20MHz of bandwidth by using a 12" twisted pair-wire terminated with a 0.1uf & 47uf parallel capacitor.
2. Tolerance : includes set up tolerance, line regulation and load regulation.
3. Mounting holes M1 and M2 should be grounded for EMI purposes.

45W Single Output Switching Power Supply

PS45 series

■ Mechanical Specification

Unit:mm



AC Input Connector (CN1) : Molex 5277-02 or equivalent

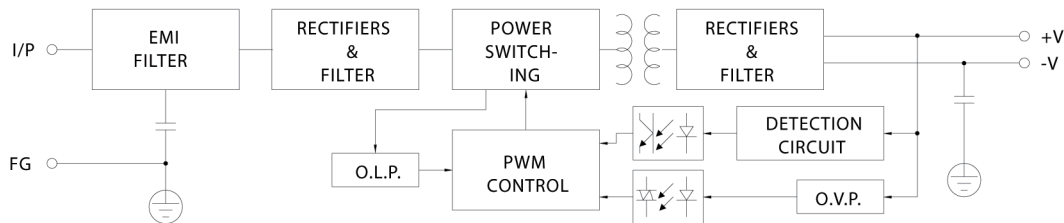
Pin No.	Assignment	Mating Housing	Terminal
1	AC/N	Molex 5195 or equivalent	Molex 5194 or equivalent
2	AC/L	Molex 5195 or equivalent	Molex 5194 or equivalent

DC Output Connector (CN2) : Molex 5273-06 or equivalent

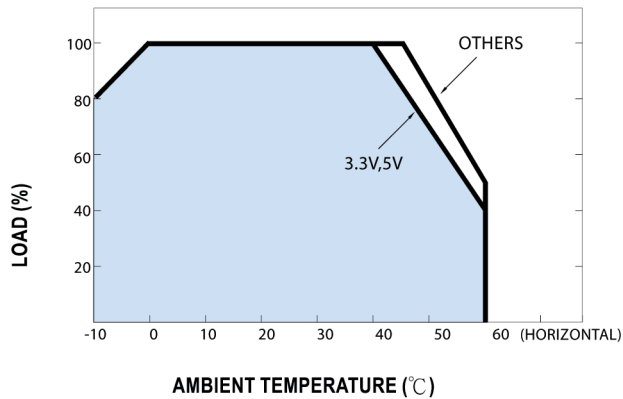
Pin No.	Assignment	Mating Housing	Terminal
1,2,3	+V	Molex 5195 or equivalent	Molex 5194 or equivalent
4,5,6	-V	Molex 5195 or equivalent	Molex 5194 or equivalent

■ Block Diagram

fosc : 65KHz



■ Derating Curve



■ Static Characteristics (12V)

