

# DC Passing Attenuator Fixed

## NAT-15DC-2.5A+

50Ω 1700 to 4000 MHz

### Maximum Ratings

Operating Temperature	-55°C to 100°C
Storage Temperature	-55°C to 100°C

Permanent damage may occur if any of these limits are exceeded.



CASE STYLE: FF57  
 Connectors Model  
 N-Type NAT-10DC-1.5A+

### +RoHS Compliant

The +Suffix identifies RoHS Compliance. See our web site for RoHS Compliance methodologies and qualifications

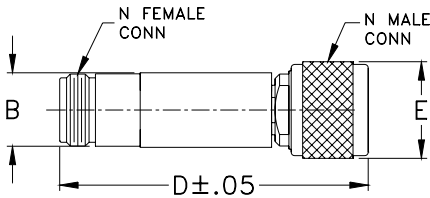
### Features

- high DC current handling
- high DC breakdown voltage
- DC resistance (in/out) 0.1Ω, typ.

### Applications

- power passing
- instrumentation
- test equipment
- lab use

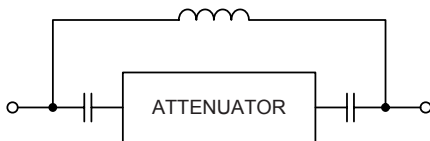
### Outline Drawing



### Outline Dimensions (inch/mm)

B	D	E	wt
.67	2.90	.82	grams
17.02	73.66	20.83	90.0

### Electrical Schematic

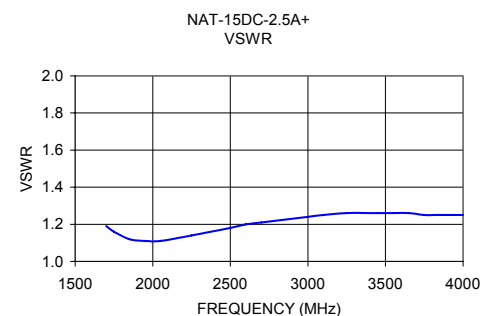
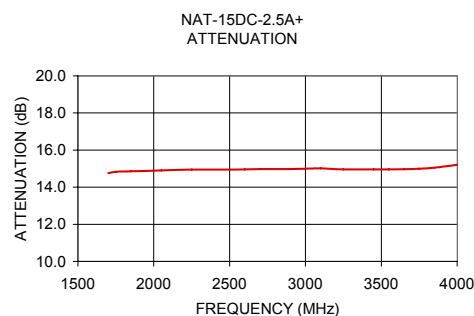


### Electrical Specifications (T<sub>AMB</sub> = 25°C)

FREQUENCY (MHz)	ATTENUATION (dB)		VSWR (:1)	POWER (mW)	DC CURRENT (Amps)	DC BREAKDOWN (Volts)
	Nom.	Flatness, Max.	Max.	Max.	Max.	Max.
1700-4000	15±0.8	±0.6	1.5	1000	2.5	50

### Typical Performance Data at 25°C

Frequency (MHz)	Attenuation (dB)	VSWR (:1)
1700.00	14.76	1.19
1750.00	14.83	1.16
1850.00	14.86	1.12
1950.00	14.88	1.11
2050.00	14.90	1.11
2250.00	14.95	1.14
2500.00	14.95	1.18
2600.00	14.96	1.20
2700.00	14.98	1.21
2800.00	14.98	1.22
2900.00	14.98	1.23
3000.00	15.00	1.24
3100.00	15.01	1.25
3250.00	14.96	1.26
3450.00	14.96	1.26
3550.00	14.96	1.26
3650.00	14.97	1.26
3750.00	15.00	1.25
3850.00	15.05	1.25
4000.00	15.21	1.25



### Notes

- Performance and quality attributes and conditions not expressly stated in this specification document are intended to be excluded and do not form a part of this specification document.
- Electrical specifications and performance data contained in this specification document are based on Mini-Circuit's applicable established test performance criteria and measurement instructions.
- The parts covered by this specification document are subject to Mini-Circuits standard limited warranty and terms and conditions (collectively, "Standard Terms"); Purchasers of this part are entitled to the rights and benefits contained therein. For a full statement of the Standard Terms and the exclusive rights and remedies thereunder, please visit Mini-Circuits' website at [www.minicircuits.com/MCLStore/terms.jsp](http://www.minicircuits.com/MCLStore/terms.jsp)

