

# DC Passing Attenuator Fixed

50Ω 600 to 4000 MHz

## NAT-10DC-1A+



CASE STYLE: FF57  
Connectors Model  
N-Type NAT-10DC-1A+

### +RoHS Compliant

The +Suffix identifies RoHS Compliance. See our web site for RoHS Compliance methodologies and qualifications

### Maximum Ratings

Operating Temperature	-55°C to 100°C
Storage Temperature	-55°C to 100°C

Permanent damage may occur if any of these limits are exceeded.

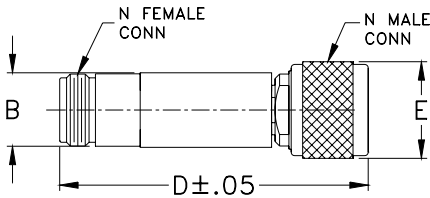
### Features

- high DC current handling
- high DC breakdown voltage
- DC resistance (in/out) 0.1Ω, typ.

### Applications

- power passing
- instrumentation
- test equipment
- lab use

### Outline Drawing



### Outline Dimensions (inch/mm)

B	D	E	wt
.67	2.90	.82	grams
17.02	73.66	20.83	90.0

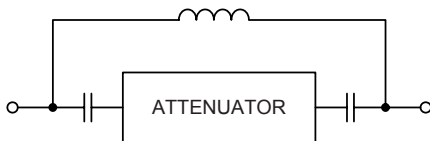
### Electrical Specifications (T<sub>AMB</sub> = 25°C)

FREQUENCY (MHz)	ATTENUATION (dB)		VSWR (:1)	POWER (mW)	DC CURRENT (Amps)	DC BREAKDOWN (Volts)
	Nom.	Flatness, Max.				
600-4000	10±0.6	±0.6	1.6	1000	1	50

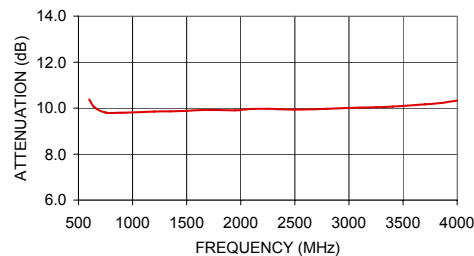
### Typical Performance Data at 25°C

Frequency (MHz)	Attenuation (dB)	VSWR (:1)
600.00	10.38	1.23
650.00	10.03	1.15
750.00	9.81	1.13
900.00	9.80	1.15
1200.00	9.85	1.21
1350.00	9.86	1.23
1500.00	9.88	1.24
1650.00	9.92	1.25
1800.00	9.92	1.26
1950.00	9.90	1.27
2100.00	9.96	1.28
2250.00	9.97	1.28
2500.00	9.93	1.27
2800.00	9.97	1.25
3100.00	10.02	1.23
3250.00	10.04	1.21
3400.00	10.07	1.18
3700.00	10.16	1.12
3850.00	10.22	1.07
4000.00	10.33	1.02

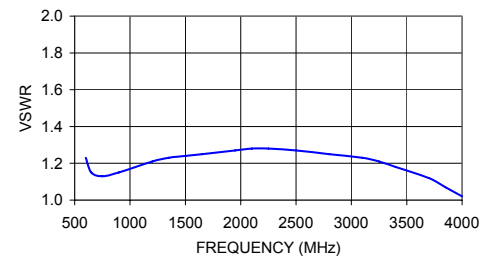
### Electrical Schematic



NAT-10DC-1A+ ATTENUATION



NAT-10DC-1A+ VSWR



### Notes

- Performance and quality attributes and conditions not expressly stated in this specification document are intended to be excluded and do not form a part of this specification document.
- Electrical specifications and performance data contained in this specification document are based on Mini-Circuit's applicable established test performance criteria and measurement instructions.
- The parts covered by this specification document are subject to Mini-Circuits standard limited warranty and terms and conditions (collectively, "Standard Terms"); Purchasers of this part are entitled to the rights and benefits contained therein. For a full statement of the Standard Terms and the exclusive rights and remedies thereunder, please visit Mini-Circuits' website at [www.minicircuits.com/MCLStore/terms.jsp](http://www.minicircuits.com/MCLStore/terms.jsp)

