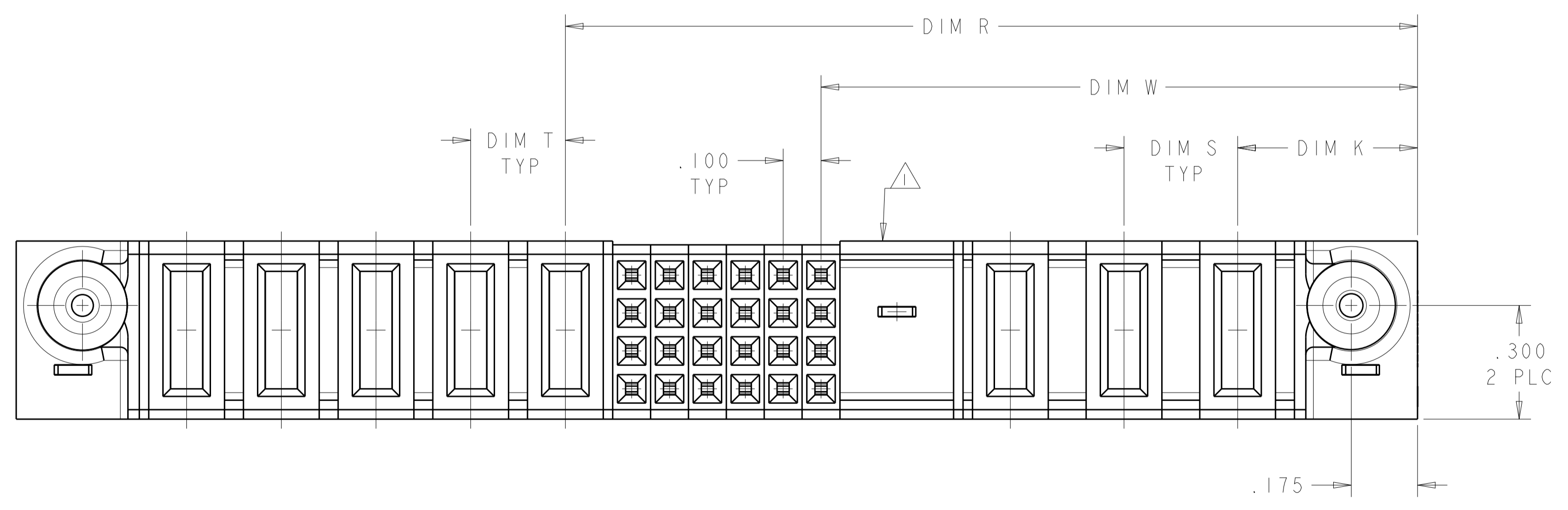
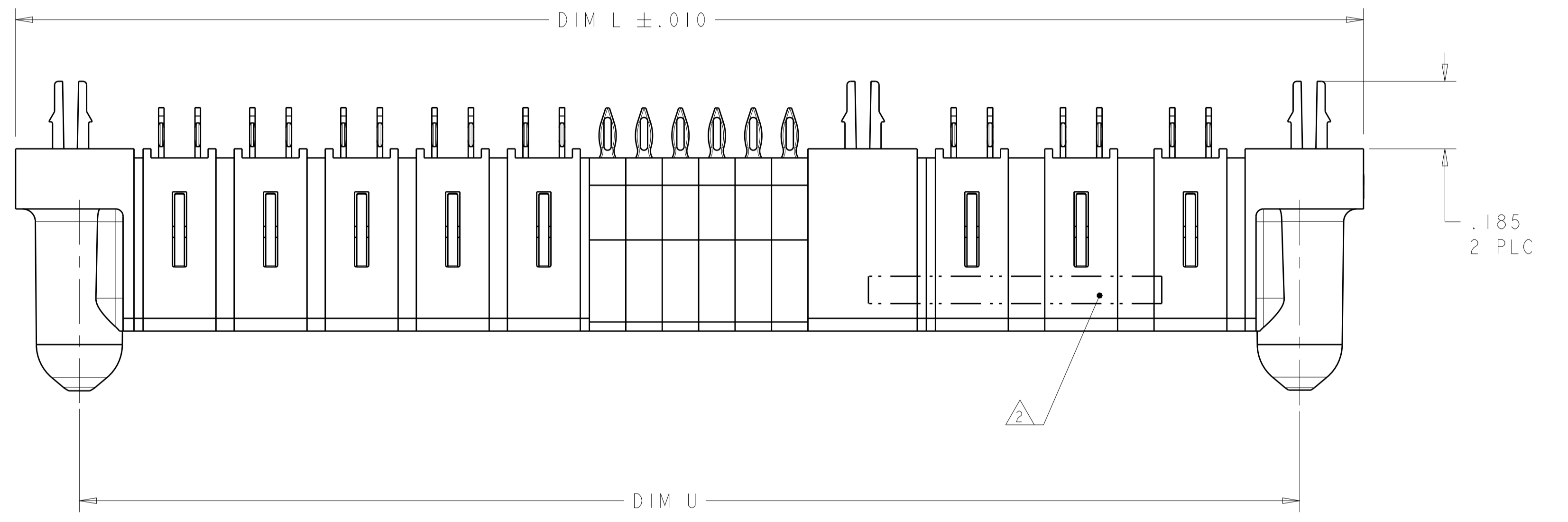
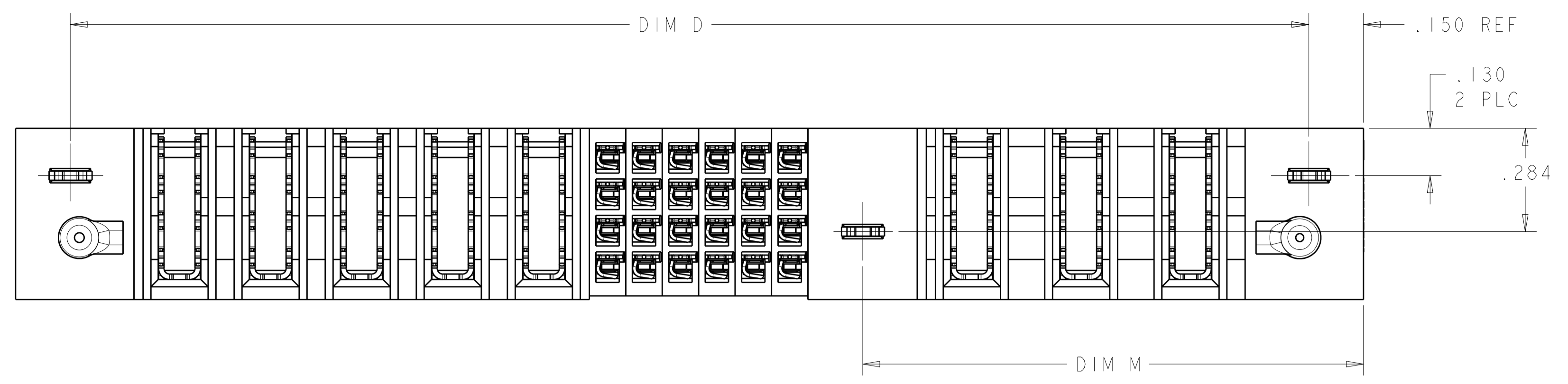
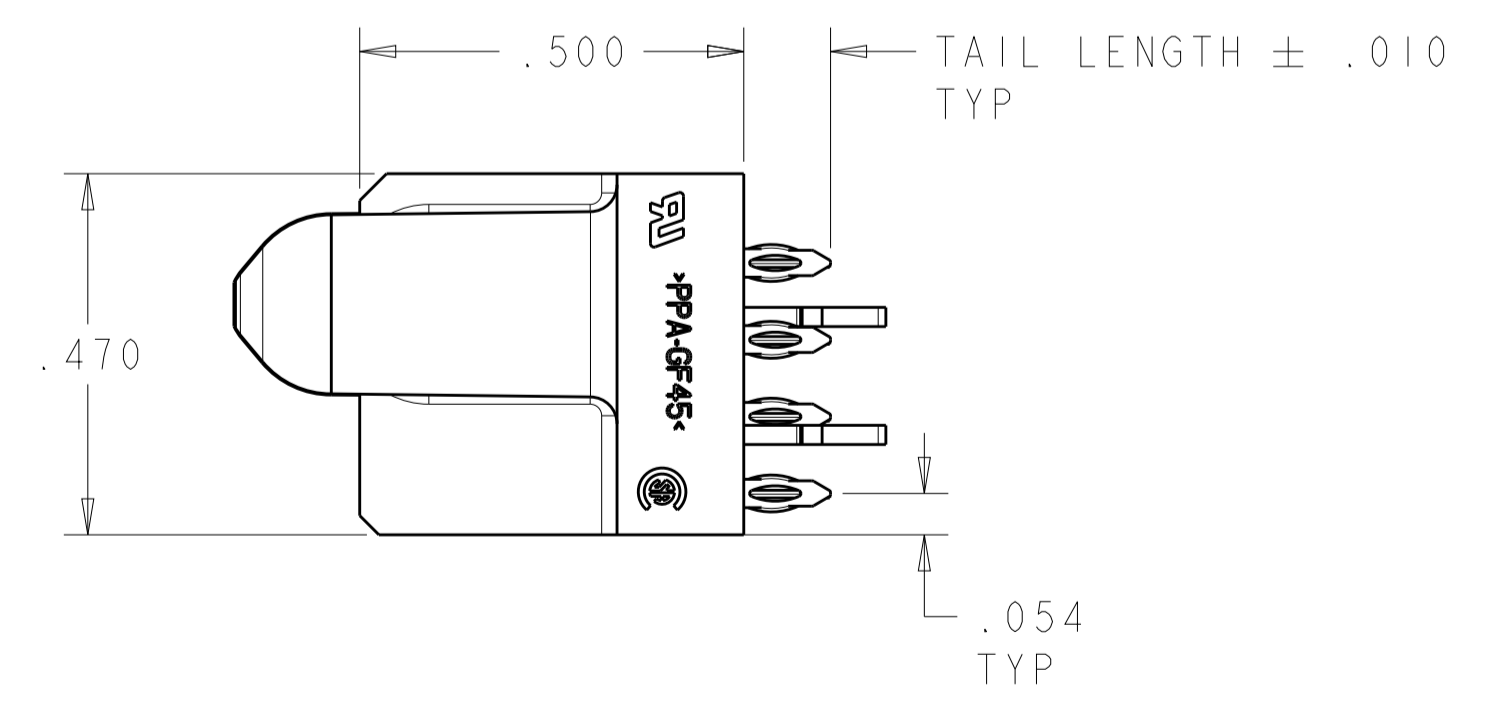


LOC		DIST		REVISIONS			
ES	00	P	LTN	DESCRIPTION	DATE	DMN	APVD
		U3		REV PER ECR-13-015977	14OCT2013	CZ	SZ



- 1 OPTIONAL CENTER MODULE, WITH Ø.150 THRU HOLE OR HOLD DOWN FEATURE
- 2 "AMP", PART NUMBER, AND DATE CODE TO BE MARKED IN AREA SHOWN MARKING ON BOTH SIDES PERMITTED FOR PARTS UNDER 2.00 LONG
- 3 MATERIAL: HOUSING - GLASS FILLED HIGH TEMP THERMO PLASTIC, UL94 V-0, BLACK
 SIGNAL CONTACT - HIGH CONDUCTIVITY COPPER ALLOY
 POWER CONTACT - HIGH CONDUCTIVITY COPPER ALLOY
- 4 CONTACT PLATING: NOBLE METAL PLATING ON CONTACT FUNCTIONAL AREA OF POWER AND SIGNAL CONTACTS
- 5 MECHANICAL CONNECTOR KEEP OUT ZONE
- 6 DATUM AND BASIC DIMENSIONS ESTABLISHED BY CUSTOMER
- 7 PCB - ALL HOLE DIAMETERS ARE FINISHED HOLE SIZES
- 8 PCB - .0453 ±.0010 DRILLED HOLES PLATED WITH .0003 MIN Sn OVER .001 TO .003 PLATING TO ACHIEVE A .040 HOLE
- 9 VARIABLE DIMENSION SHOWN ON VIEW (SHEET 7, 10)




THIS DRAWING IS A CONTROLLED DOCUMENT.		DMN R. GRZYBOWSKI 02MAY05	TE Connectivity	
DIMENSIONS: INCHES		CHK M. PERCHERKE 02MAY05		
TOLERANCES UNLESS OTHERWISE SPECIFIED: 0 PLC ±. 1 PLC ±.01 2 PLC ±.01 3 PLC ±.005 4 PLC ±.0020 ANGLES ±.0°		APVD M. PERCHERKE	NAME VERTICAL RECEPTACLE ASSEMBLY WITH GUIDES, MULTI-BEAM XL	
MATERIAL		FINISH	PRODUCT SPEC 108-1973	APPLICATION SPEC 114-13038
CUSTOMER DRAWING		SCALE 4:1	SHEET 1 OF 23	REV U3

LOC	DIST	REVISIONS					
		P	LTN	DESCRIPTION	DATE	DWN	APVD
ES	00	-	-	SEE SHEET 1	-	-	-

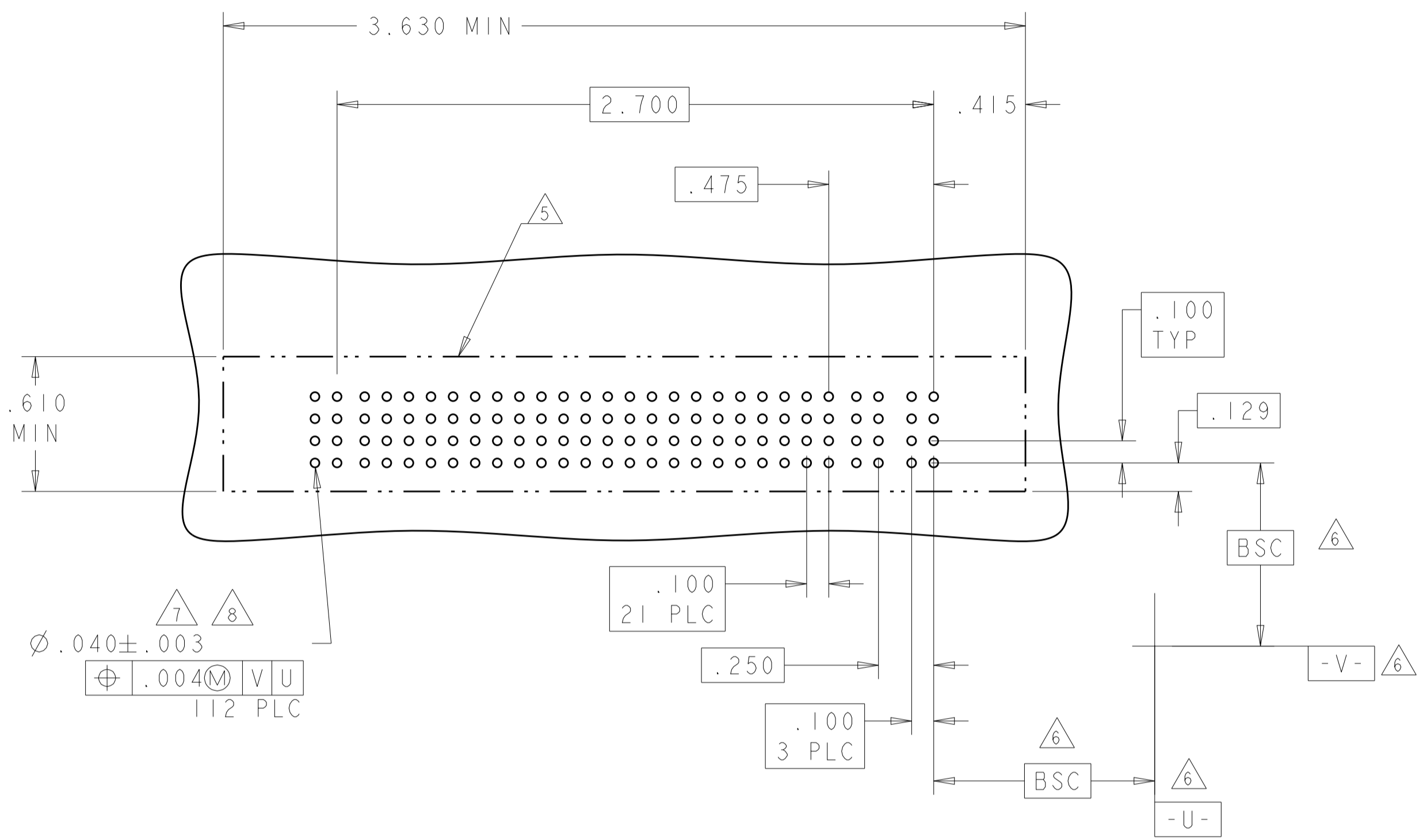
-	4.300	4.250	.250	.250	3.150	1.875	4.600	.450	6P + 48S + 5P	7-6450550-3
-	3.850	3.800	.250	.250	2.950	1.375	4.150	.450	4P + 60S + 4P	7-6450550-2
-	1.950	1.900	.250	.250	1.550	.875	2.250	.450	2P + 24S + 2P	7-6450550-1
-	2.350	2.300	.250	.250	1.700	1.175	2.650	.450	3P + 16S + 3P	6-6450550-9
-	2.650	2.600	.250	.250	2.000	1.125	2.950	.450	3P + 32S + 3P	6-6450550-7
-	2.050	2.000	.250	.250	1.650	.925	2.350	.450	2P + 24S + 2P	6-6450550-6
-	5.450	5.400	.250	.250	3.300	2.625	5.750	.450	9P + 24S + 9P	6-6450550-5
-	2.250	2.20	.250	.250	1.350	.875	2.550	.450	2P + 16S + 4P	6-6450550-4
-	4.450	4.400	.250	.250	2.800	2.125	4.750	.450	7P + 24S + 7P	6-6450550-3
-	-	3.950	.250	.200	2.125	1.025	4.300	.425	3P + 40S + 8P	6-6450550-2
-	5.450	5.400	.250	.250	3.300	2.625	5.750	.450	9P + 24S + 9P	6-6450550-1
-	3.300	3.250	.250	.250	2.400	1.675	3.600	.450	5P + 24S + 4P	6-6450550-0
-	3.300	3.250	.250	.250	2.150	1.425	3.600	.450	4P + 24S + 5P	5-6450550-9
-	2.150	2.100	-	.250	1.750	.875	2.450	.450	2P + 32S + 2P	5-6450550-8
-	3.050	3.000	.250	.250	2.150	1.425	3.350	.450	4P + 24S + 4P	5-6450550-7
-	2.250	2.200	.200	.200	1.725	1.025	2.550	.425	3P + 24S + 3P	5-6450550-6
-	3.300	3.250	.250	.250	2.150	1.425	3.600	.450	4P + 24S + 5P	5-6450550-5
-	2.250	2.200	.250	.250	1.350	.875	2.550	.450	2P + 16S + 4P	5-6450550-4
-	-	3.050	.250	.300	1.950	1.275	3.400	.475	3ACP + 24S + 5P	5-6450550-3
-	1.950	1.900	.250	.250	1.550	.875	2.250	.450	2P + 24S + 2P	5-6450550-0
-	-	6.300	△ ₉	△ ₉	3.925	3.275	6.650	.425	14P + 24S + 12P	4-6450550-9
-	1.950	1.900	.250	.250	1.550	.875	2.250	.450	2P + 24S + 2P	4-6450550-7
-	3.950	3.900	.250	.250	2.550	1.875	4.250	.450	6P + 24S + 6P	4-6450550-5
-	-	2.400	.250	.250	1.550	1.375	2.750	.450	4P + 4S + 4P	4-6450550-2
-	-	2.400	.250	.250	1.550	.875	2.750	.450	2P + 24S + 4P	4-6450550-0
-	-	3.100	.200	.200	2.225	1.375	3.450	.425	5P + 32S + 5P	3-6450550-5
-	-	5.450	△ ₉	△ ₉	3.075	2.425	5.800	.425	10P + 24S + 12P	3-6450550-2
-	3.350	3.300	.250	.250	2.450	1.375	3.650	.450	4P + 40S + 4P	2-6450550-9
-	-	3.100	.200	.200	2.225	1.375	3.450	.425	5P + 32S + 5P	2-6450550-8
-	-	2.100	.250	.300	1.750	1.275	2.450	.475	3ACP + 16S + 2P	2-6450550-4
-	-	2.250	.250	.200	1.900	1.225	2.600	.450	4P + 24S + 2P	1-6450550-9
-	4.325	4.275	.250	△ ₉	3.175	2.500	4.625	.475	2ACP + 6P + 24S + 5P	1-6450550-8
-	-	1.575	-	-	1.425	.700	1.925	.475	1P + 24S + 1P	1-6450550-7
-	-	2.500	.250	.250	2.150	1.425	2.850	.450	4P + 24S + 2P	1-6450550-6
-	1.950	1.900	.250	.250	1.550	.875	2.250	.450	2P + 24S + 2P	1-6450550-5
-	2.850	2.800	.300	.250	2.075	1.375	3.150	.450	4P + 24S + 3ACP	1-6450550-4
-	3.550	3.500	.200	.200	2.225	1.775	3.850	.425	7P + 16S + 7P	1-6450550-3
-	4.450	4.400	.250	.250	4.050	.875	4.750	.450	2P + 124S + 2P	1-6450550-2
-	4.550	4.500	.250	.300	1.650	.975	4.850	.475	2ACP + 24S + 12P	1-6450550-1
-	2.550	2.500	.250	.250	2.150	.875	2.850	.450	2P + 48S + 2P	1-6450550-0
-	-	4.050	.300	.250	3.350	2.875	4.400	.450	10P + 16S + 3ACP	6450550-8
-	-	3.950	.250	.200	2.125	1.025	4.300	.425	3P + 40S + 8P	6450550-7
-	-	4.050	-	.250	3.950	.875	4.400	.450	2P + 120S + 1P	6450550-6
-	-	3.250	-	.250	3.150	.875	3.600	.450	2P + 88S + 1P	6450550-5
-	-	1.400	-	-	1.300	.625	1.750	.450	1P + 24S + 1P	6450550-4
-	-	2.900	.250	.250	2.550	.875	3.250	.450	2P + 64S + 2P	6450550-3
-	-	2.550	.300	.250	1.825	1.125	2.900	.450	3P + 24S + 3ACP	6450550-2
-	-	3.050	.250	.300	1.950	1.275	3.400	.475	3ACP + 24S + 5P	6450550-1
M	D	U	T	S	R	W	L	K	DESCRIPTION	PART NUMBER

U

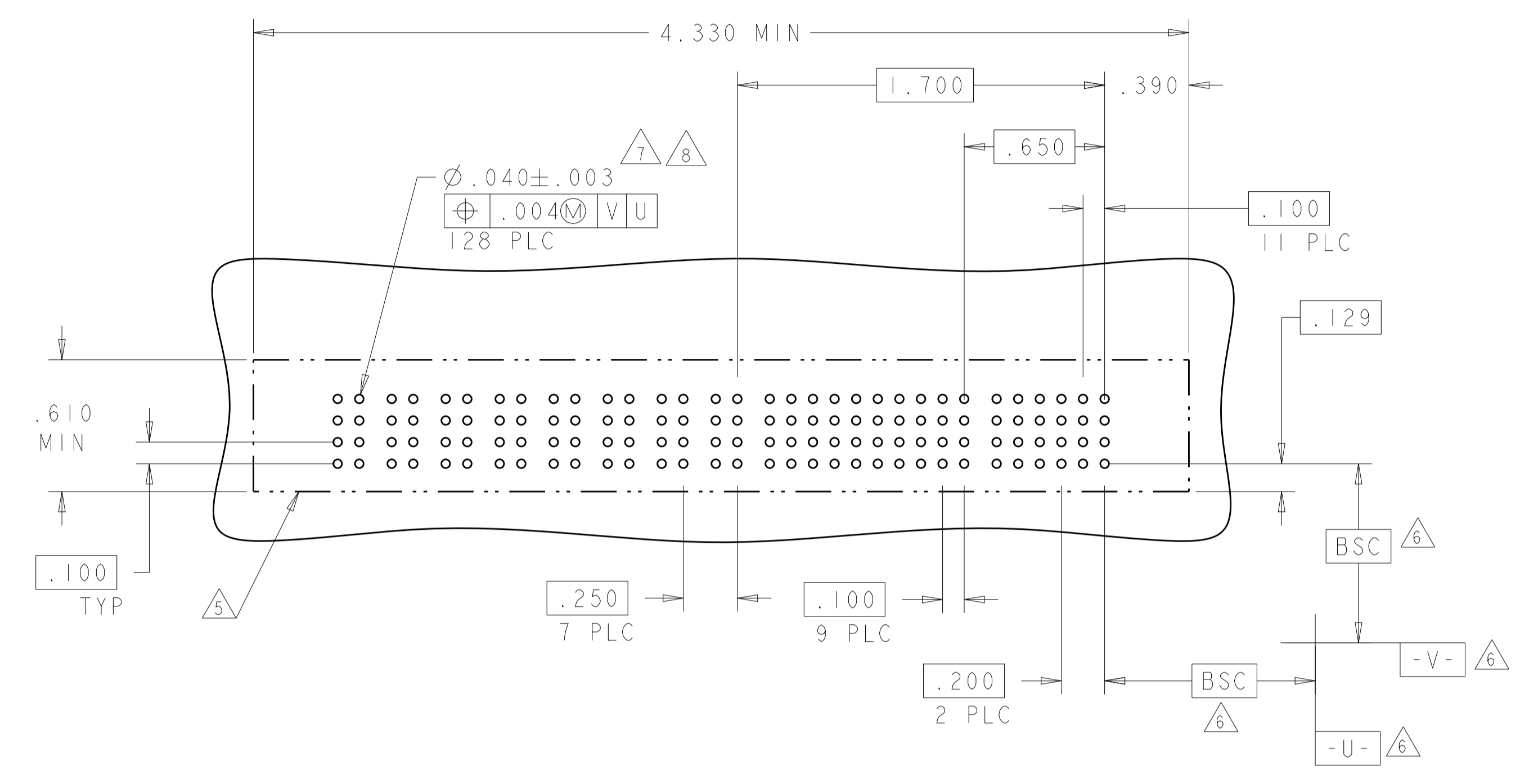
THIS DRAWING IS A CONTROLLED DOCUMENT.		DWN R. GRZYBOWSKI CHK M. PERCHERKE	02MAY05	 TE Connectivity
DIMENSIONS: INCHES		APVD M. PERCHERKE	NAME	
TOLERANCES UNLESS OTHERWISE SPECIFIED: 0 PLC ±. 1 PLC ±.01 2 PLC ±.005 3 PLC ±.005 4 PLC ±.0020 ANGLES ±.020 FINISH		PRODUCT SPEC 108-1973	APPLICATION SPEC 114-13038	VERTICAL RECEPTACLE ASSEMBLY WITH GUIDES, MULTI-BEAM XL
MATERIAL FINISH		WEIGHT	RESTRICTED TO	
CUSTOMER DRAWING		SCALE	4:1	SIZE CAGE CODE DRAWING NO A100779C=6450550
		SHEET	2	OF 23 REV U3

LOC	DIST	REVISIONS			
ES	00	REV	DATE	BY	APPV
		1	SEE SHEET 1		

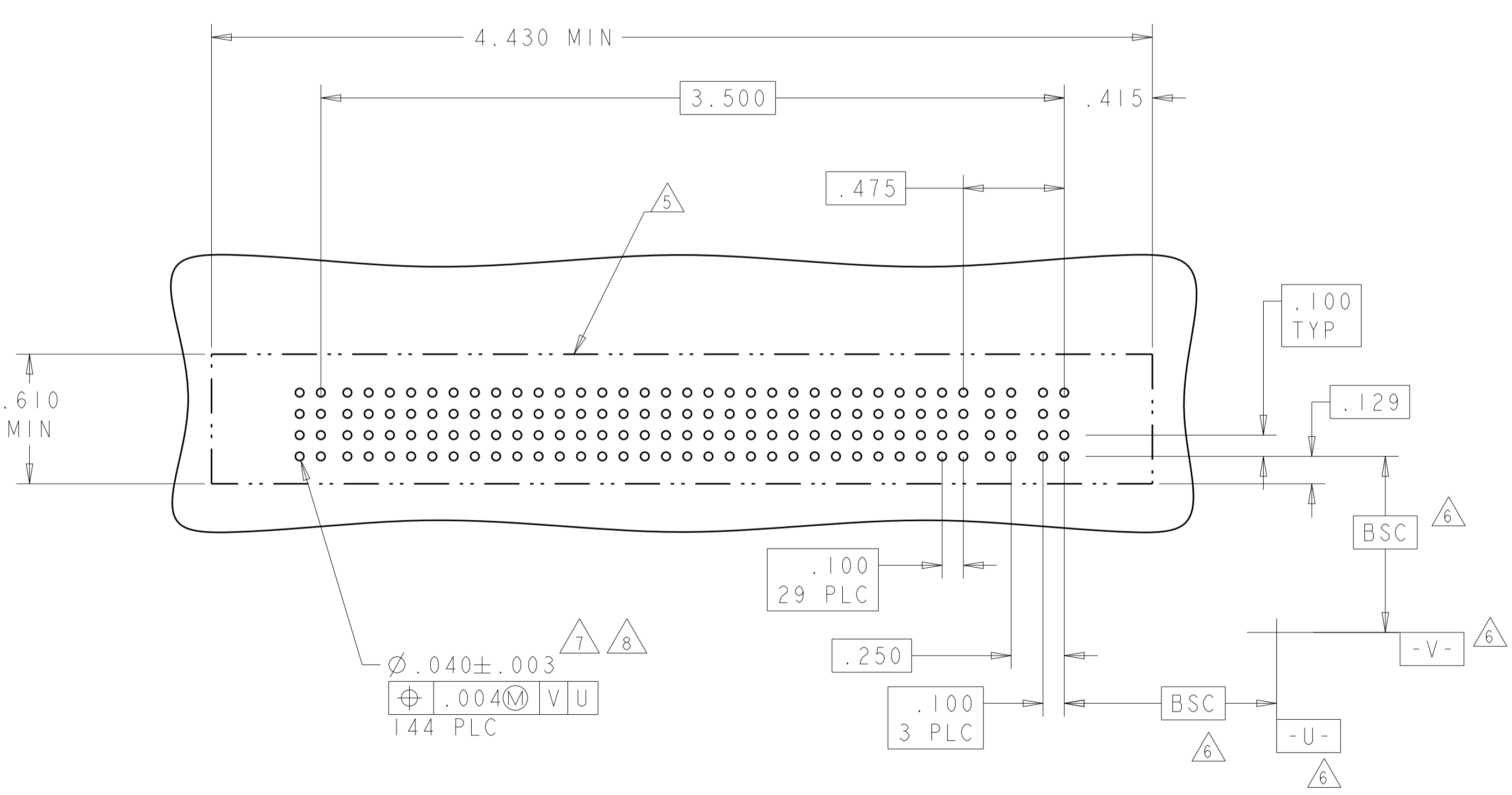
PART NUMBER	ROWS	SIGNAL																				POWER (R)						
		P3	22	21	20	19	18	17	16	15	14	13	12	11	10	9	8	7	6	5	4	3	2	1	P2	P1		
6450550-5	D C B A	GP	AP	AP	AP	AP	AP	AP	AP	AP	AP	AP	AP	AP	AP	AP	AP	AP	AP	AP	AP	AP	AP	AP	AP	GS	GP	
		AP	AP	AP	AP	AP	AP	AP	AP	AP	AP	AP	AP	AP	AP	AP	AP	AP	AP	AP	AP	AP	AP	AP	AP	AP	GS	GP
		AP	AP	AP	AP	AP	AP	AP	AP	AP	AP	AP	AP	AP	AP	AP	AP	AP	AP	AP	AP	AP	AP	AP	AP	AP	GS	GP
2P + 8S + 1P																												



PART NUMBER	ROWS	POWER								SIGNAL											POWER									
		P11	P10	P9	P8	P7	P6	P5	P4	10	9	8	7	6	5	4	3	2	1	P3	P2	P1								
6450550-7	D C B A	GS	GS	GP	GP	GS	GS	GP	GP	AP	AP	AP	AP	AP	AP	AP	AP	AP	AP	AP	AP	AP	AP	AP	AP	AP	AP	GS	GP	GS
		GS	GS	GP	GP	GS	GS	GP	GP	AP	AP	AP	AP	AP	AP	AP	AP	AP	AP	AP	AP	AP	AP	AP	AP	AP	AP	GS	GP	GS
		GS	GS	GP	GP	GS	GS	GP	GP	AP	AP	AP	AP	AP	AP	AP	AP	AP	AP	AP	AP	AP	AP	AP	AP	AP	AP	GS	GP	GS
3P + 40S + 8P																														



PART NUMBER	ROWS	SIGNAL																												POWER (R)						
		P3	30	29	28	27	26	25	24	23	22	21	20	19	18	17	16	15	14	13	12	11	10	9	8	7	6	5	4	3	2	1	P2	P1		
6450550-6	D C B A	GP	AP	AP	AP	AP	AP	AP	AP	AP	AP	AP	AP	AP	AP	AP	AP	AP	AP	AP	AP	AP	AP	AP	AP	AP	AP	AP	AP	AP	AP	AP	AP	GS	GP	
		AP	AP	AP	AP	AP	AP	AP	AP	AP	AP	AP	AP	AP	AP	AP	AP	AP	AP	AP	AP	AP	AP	AP	AP	AP	AP	AP	AP	AP	AP	AP	AP	AP	GS	GP
		AP	AP	AP	AP	AP	AP	AP	AP	AP	AP	AP	AP	AP	AP	AP	AP	AP	AP	AP	AP	AP	AP	AP	AP	AP	AP	AP	AP	AP	AP	AP	AP	AP	GS	GP
2P + 120S + 1P																																				



THIS DRAWING IS A CONTROLLED DOCUMENT. DWN: R.GRZYBOWSKI 02MAY05
 CHK: M.PERCHEK 02MAY05
 APVD: M.PERCHEK

DIMENSIONS: INCHES. TOLERANCES UNLESS OTHERWISE SPECIFIED:
 0 PLC ±.01
 1 PLC ±.01
 2 PLC ±.01
 3 PLC ±.005
 4 PLC ±.002
 ANGLES ±.020

MATERIAL: FINISH: μP

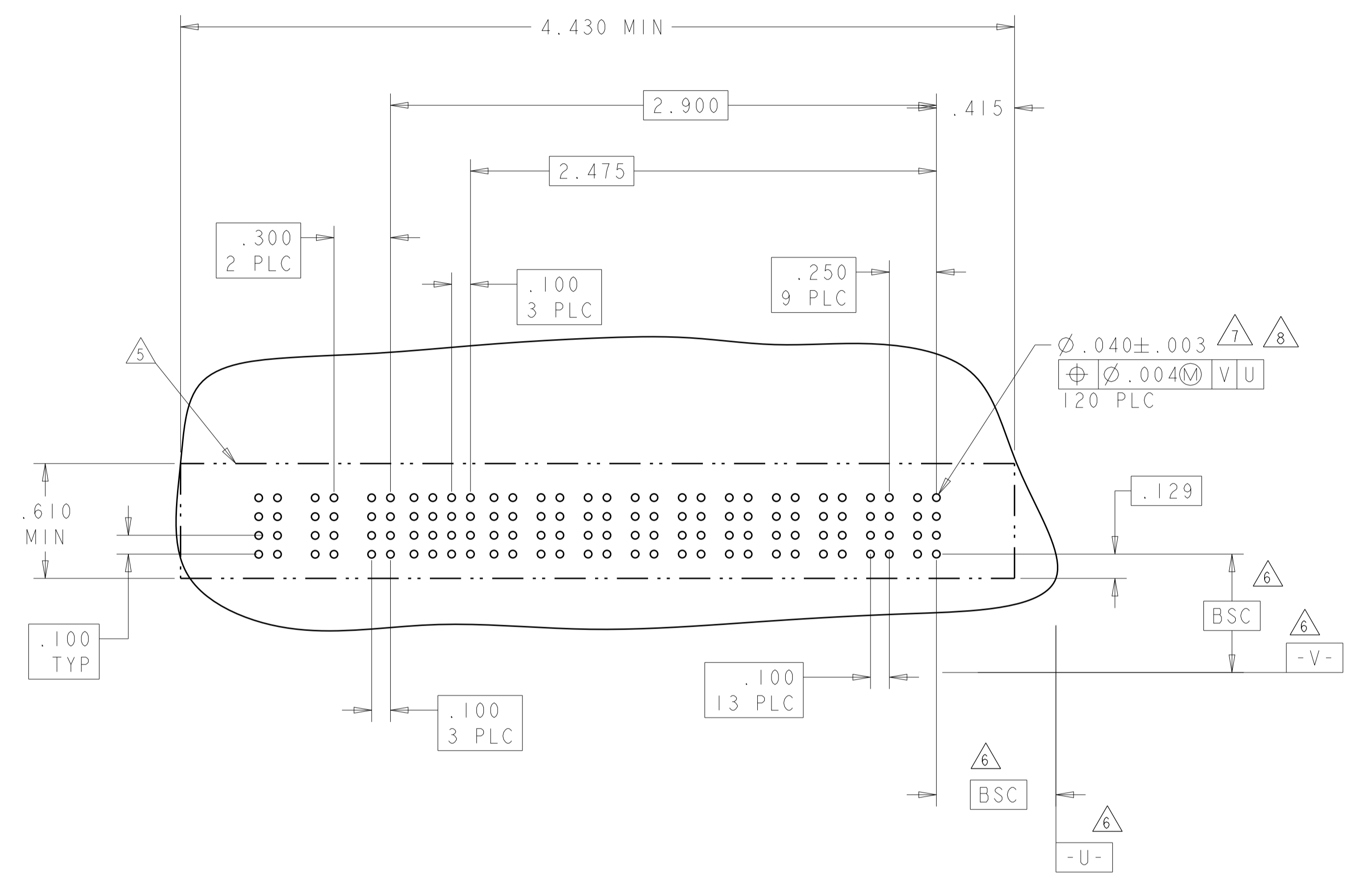
NAME: VERTICAL RECEPTACLE ASSEMBLY WITH GUIDES, MULTI-BEAM XL
 PRODUCT SPEC: 108-1973
 APPLICATION SPEC: 114-13038
 WEIGHT: -
 CUSTOMER DRAWING

SIZE: A1 00779 C=6450550
 SCALE: 4:1 SHEET 4 OF 23 REV: U3

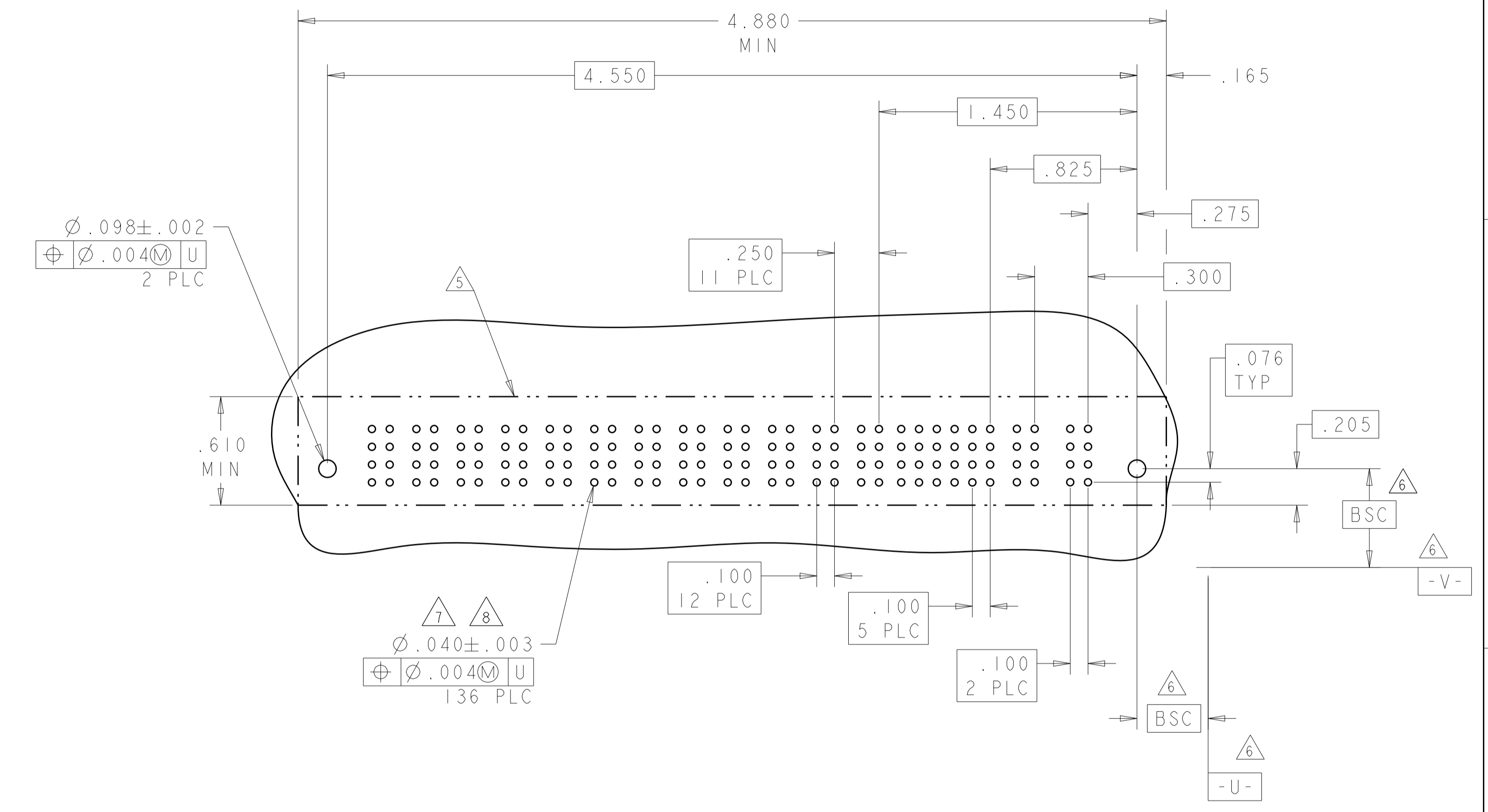
TE Connectivity

LOC	DIST	REVISIONS			
P	LTN	DESCRIPTION	DATE	OWN	APVD
ES	00	SEE SHEET 1			

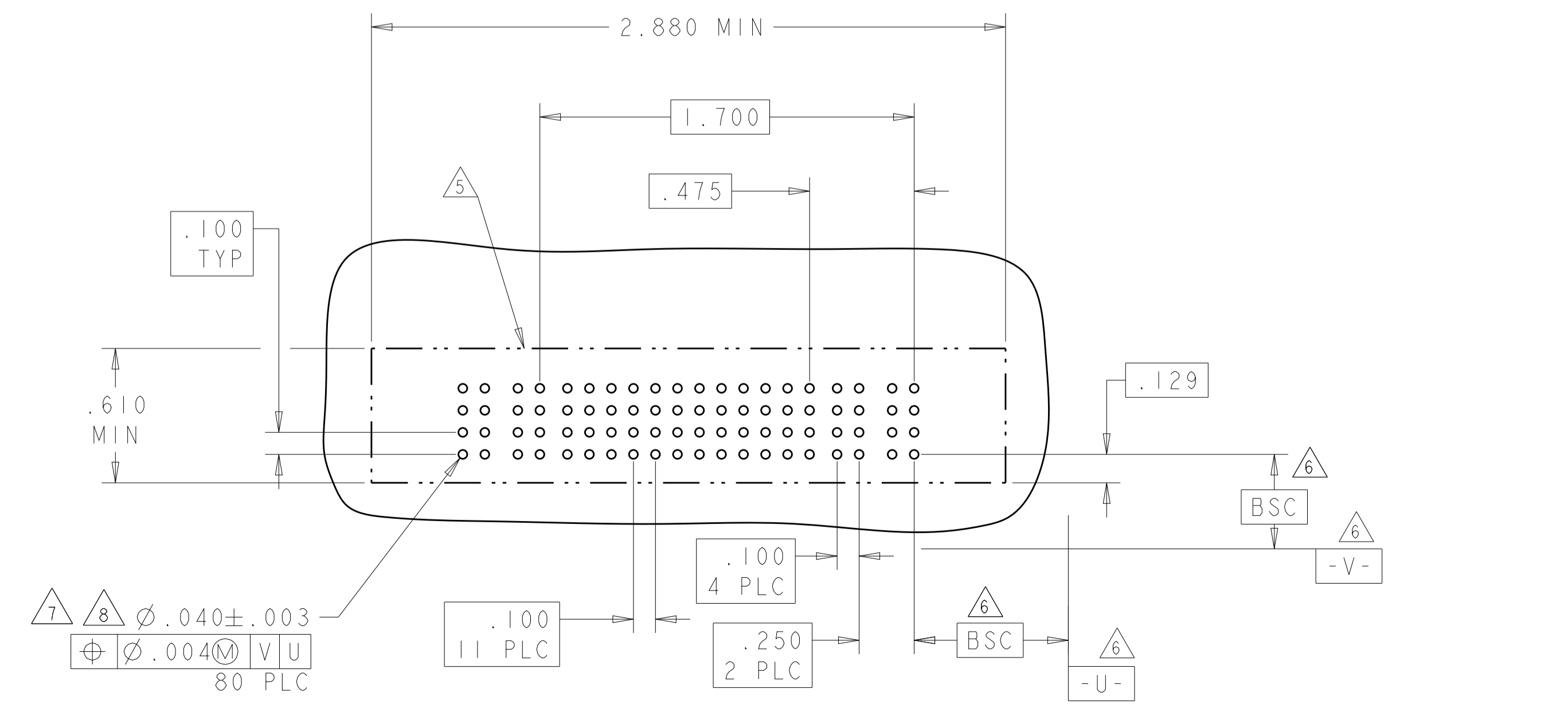
PART NUMBER	ROWS	POWER				SIGNAL				POWER								
		P13	P12	P11	4	3	2	1	P10	P9	P8	P7	P6	P5	P4	P3	P2	P1
6450550-8	D C B A	GS	GS	GP	AP	AP	AP	AP	AP	AP	AP	AP	AP	AP	AP	AP	AP	AP
10P + 16S + 3ACP																		



PART NUMBER	ROWS	POWER (L)										SIGNAL				POWER (R)					
		P14	P13	P12	P11	P10	P9	P8	P7	P6	P5	P4	P3	6	5	4	3	2	1	P2	P1
1-6450550-1	D C B A	GS	GS	GS	GS	GS	GS	GS	GS	GS	GS	GS	GS	GS	GS	GS	GS	GS	GS	GS	GS
2ACP + 24S + 12P																					



PART NUMBER	ROWS	POWER		SIGNAL										POWER							
		P4	P3	12	11	10	9	8	7	6	5	4	3	2	1	P2	P1				
1-6450550-0	D C B A	GS	GP	AP	AP	AP	AP	AP	AP	AP	AP	AP	AP	AP	AP	AP	AP	AP	AP	AP	AP
2P + 48S + 2P																					



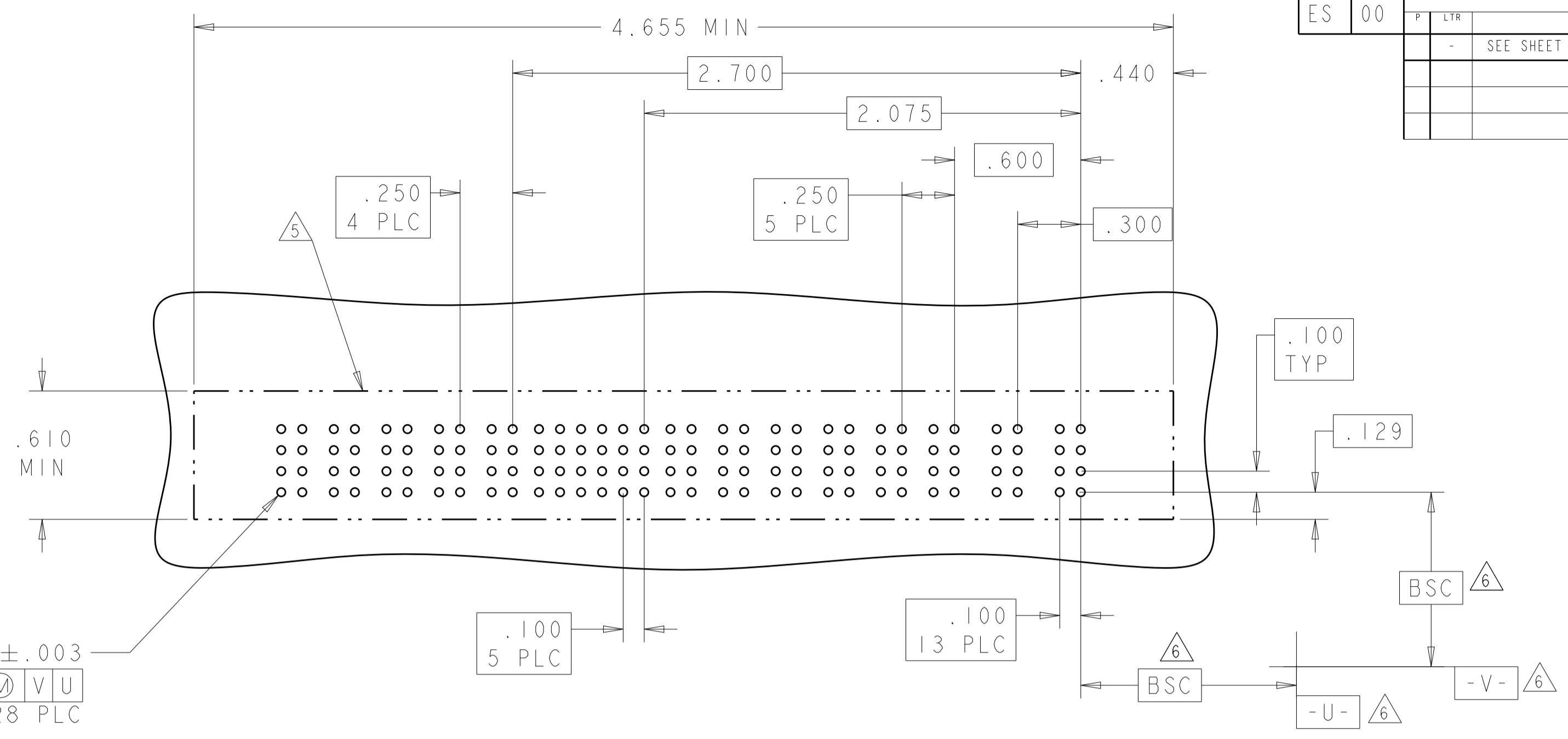
THIS DRAWING IS A CONTROLLED DOCUMENT.

DIMENSIONS: INCHES	TOLERANCES UNLESS OTHERWISE SPECIFIED: 0 PLC ±. 1 PLC ±.01 2 PLC ±.01 3 PLC ±.005 4 PLC ±.0020 ANGLES ±.020	OWN: R. GRZYBOWSKI 02MAY05 CHK: M. PERCHERKE 02MAY05 APVD: M. PERCHERKE PRODUCT SPEC: 108-1973 APPLICATION SPEC: 114-13038 WEIGHT: - CUSTOMER DRAWING	NAME: VERTICAL RECEPTACLE ASSEMBLY WITH GUIDES, MULTI-BEAM XL SIZE: A1 CAGE CODE: 100779 DRAWING NO: 6450550 SCALE: 4:1 SHEET: 5 OF 23 REV: U3
-----------------------	---	---	--

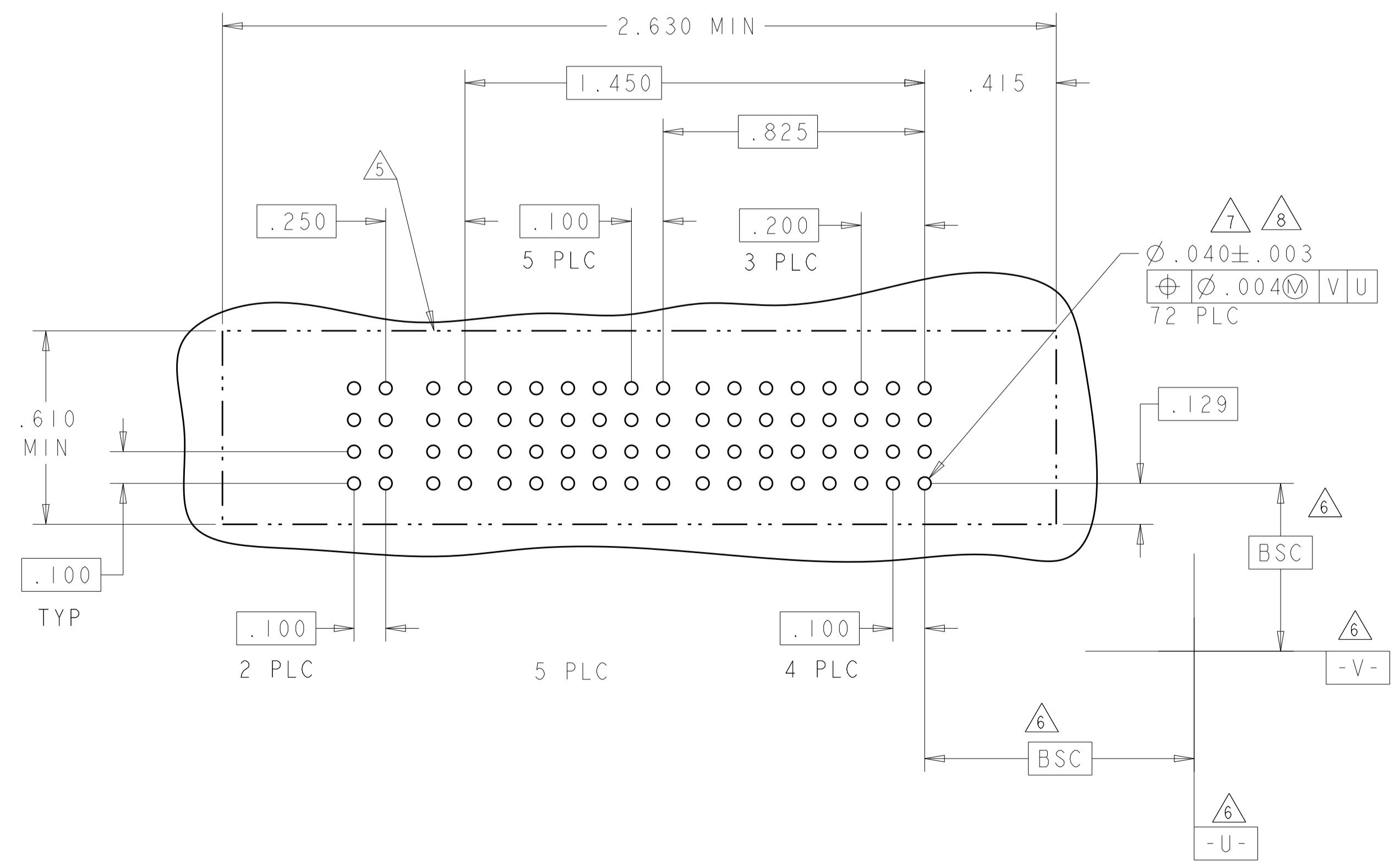
4805 (3/11)

LOC	DIST	REV	DATE	BY	APPD
ES	00				

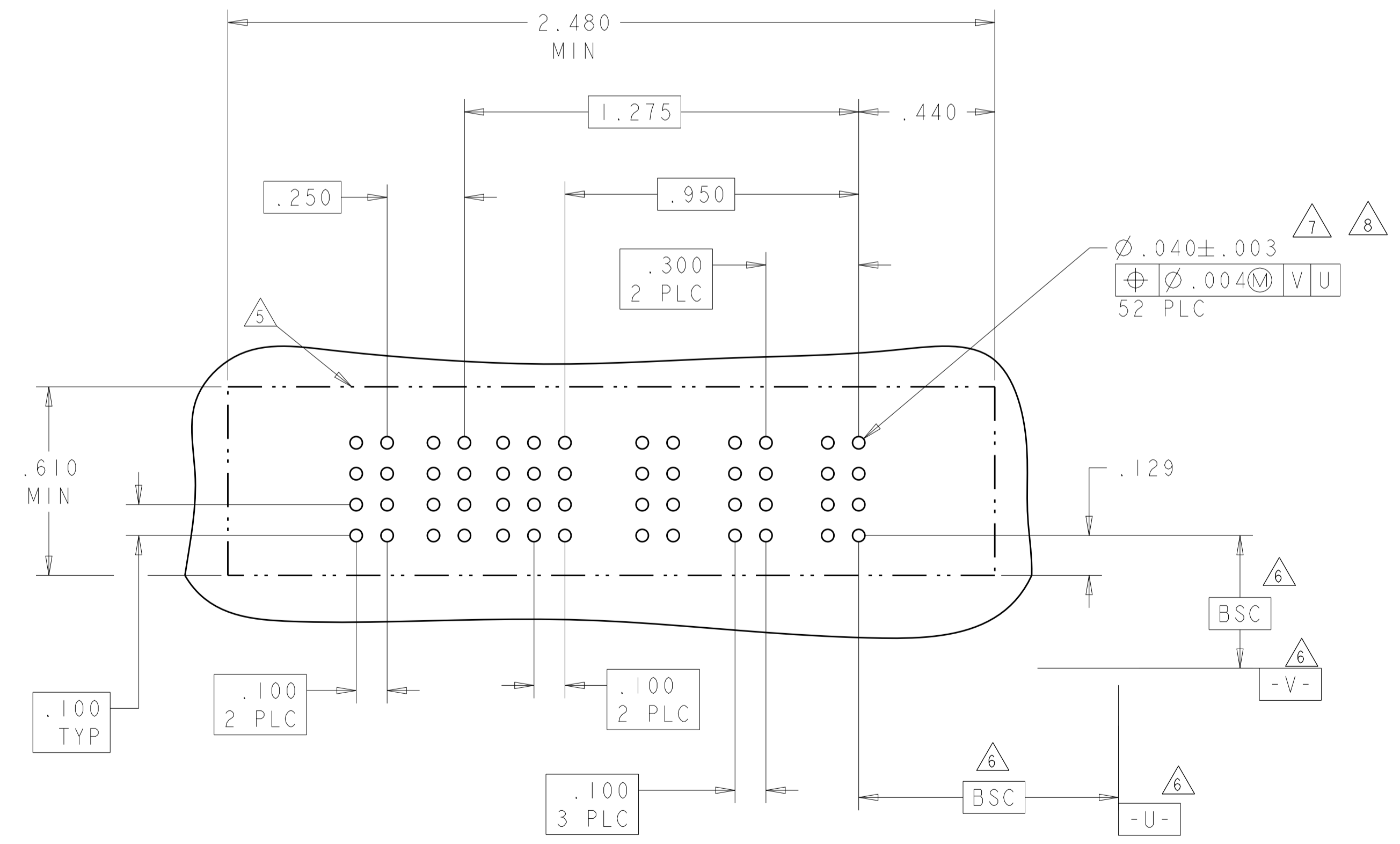
PART NUMBER	ROWS	POWER					SIGNAL					POWER								
		P13	P12	P11	P10	P9	6	5	4	3	2	1	P8	P7	P6	P5	P4	P3	P2	P1
1-6450550-8	D C B A	GP	GS	GS	GS	GS	AP	AP	AP	AP	AP	AP	GS	GS	GS	GS	GP	GP	GS	GS
							AP	AP	AP	AP	AP	AP								
							AP	AP	AP	AP	AP	AP								
							AP	AP	AP	AP	AP	AP								
2ACP + 6P + 24S + 5P																				



PART NUMBER	ROWS	POWER		SIGNAL					POWER				
		P6	P5	6	5	4	3	2	1	P4	P3	P2	P1
1-6450550-9	D C B A	GP	GS	AP	AP	AP	AP	AP	AP	GS	GP	GP	GS
				AP	AP	AP	AP	AP	AP				
				AP	AP	AP	AP	AP	AP				
				AP	AP	AP	AP	AP	AP				
4P + 24S + 2P													



PART NUMBER	ROWS	POWER		SIGNAL				POWER		
		P5	P4	4	3	2	1	P3	P2	P1
2-6450550-4	D C B A	GS	GS	AP	AP	AP		GP	GS	GS
				AP	AP	AP				
				AP	AP	AP				
				AP	AP	AP				
3ACP + 16S + 2P										



THIS DRAWING IS A CONTROLLED DOCUMENT.

OWN: R. GRZYBOWSKI 02MAY05
 CHK: M. PERCHERKE 02MAY05
 APVD: M. PERCHERKE

TE Connectivity

NAME: VERTICAL RECEPTACLE ASSEMBLY WITH GUIDES, MULTI-BEAM XL

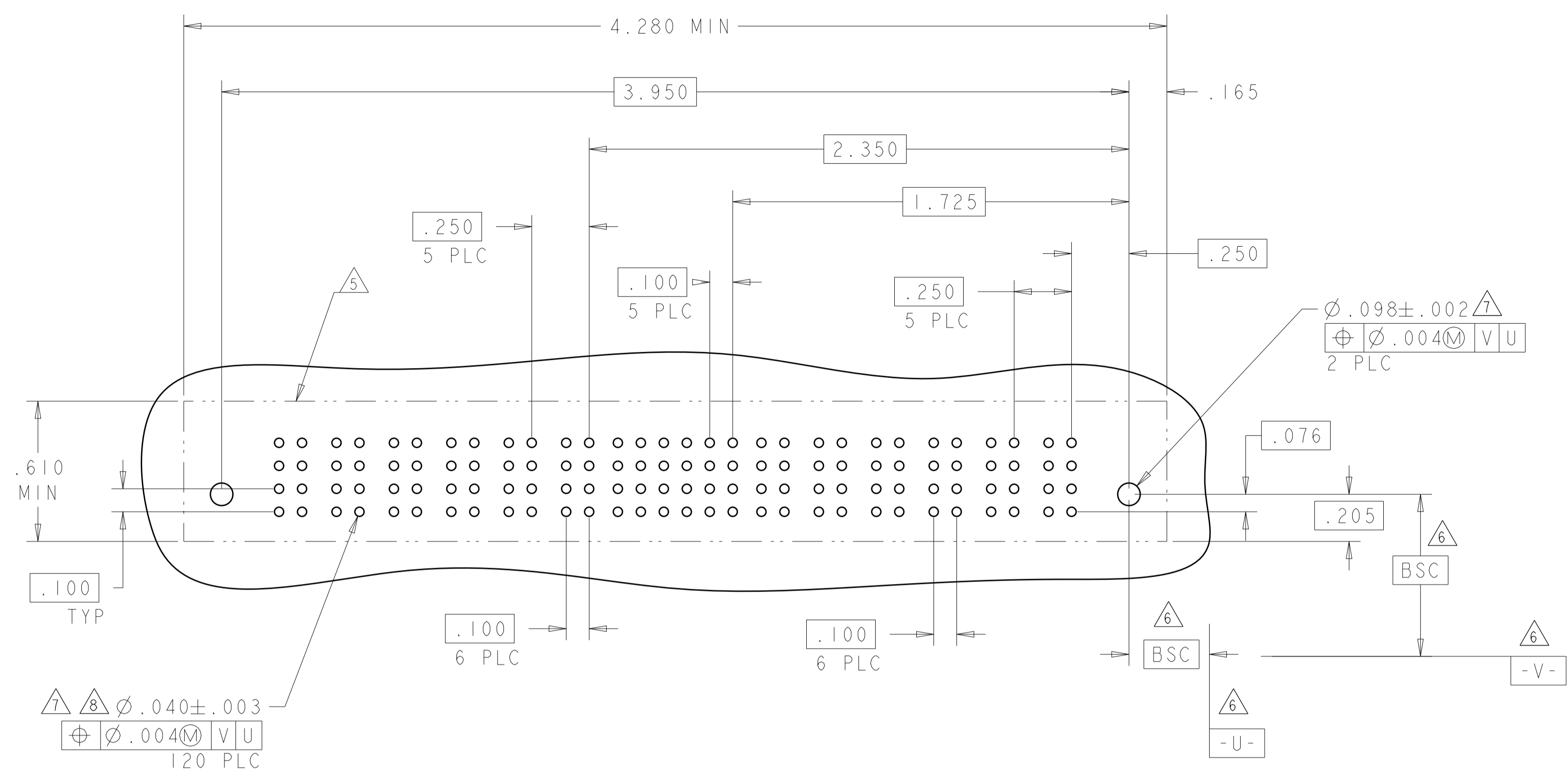
PRODUCT SPEC: 108-1973
 APPLICATION SPEC: 114-13038

SIZE: A1
 CAGE CODE: 100779
 DRAWING NO: 6450550

RESTRICTED TO: U3

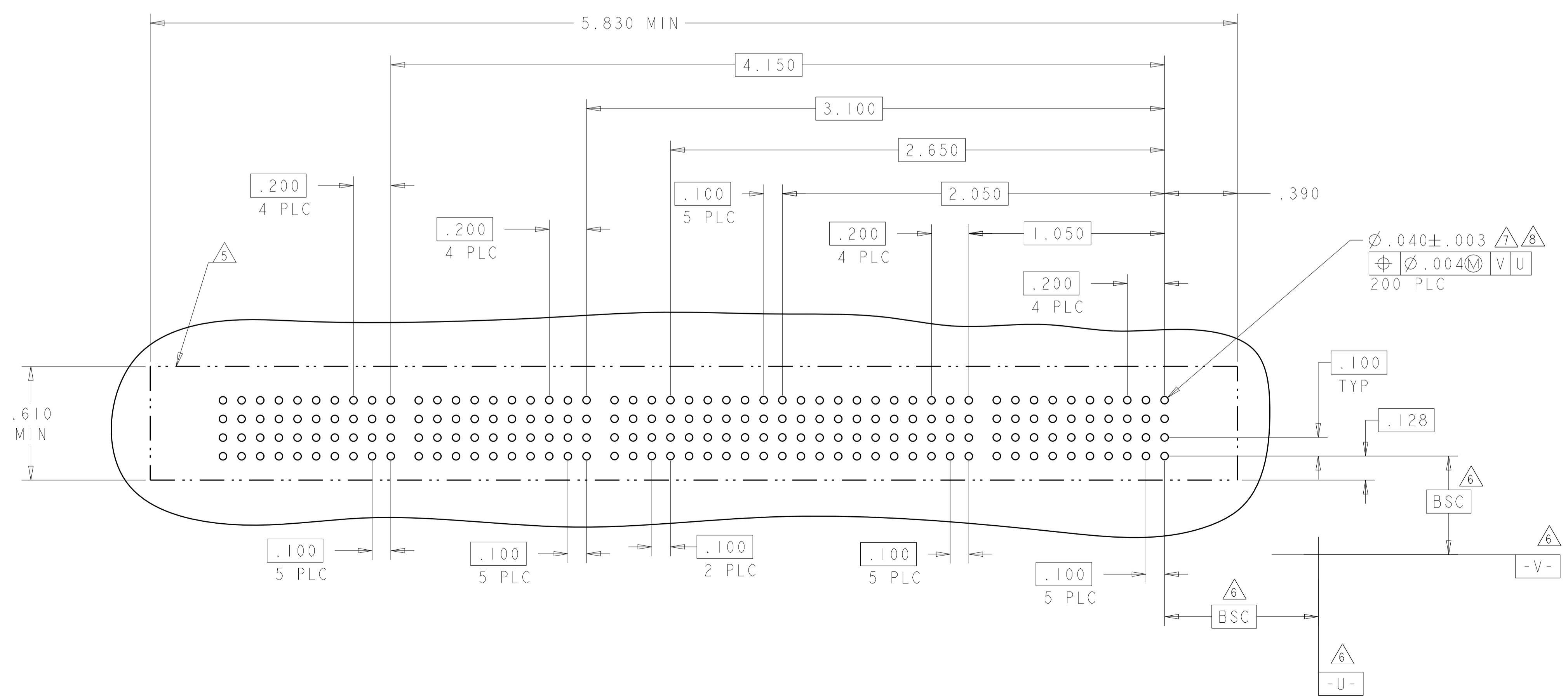
SCALE: 4:1
 SHEET: 7 OF 23
 REV: U3

LOC	DIST	REVISIONS			
ES	00	REV	DATE	BY	APPV
		1	SEE SHEET 1	-	-



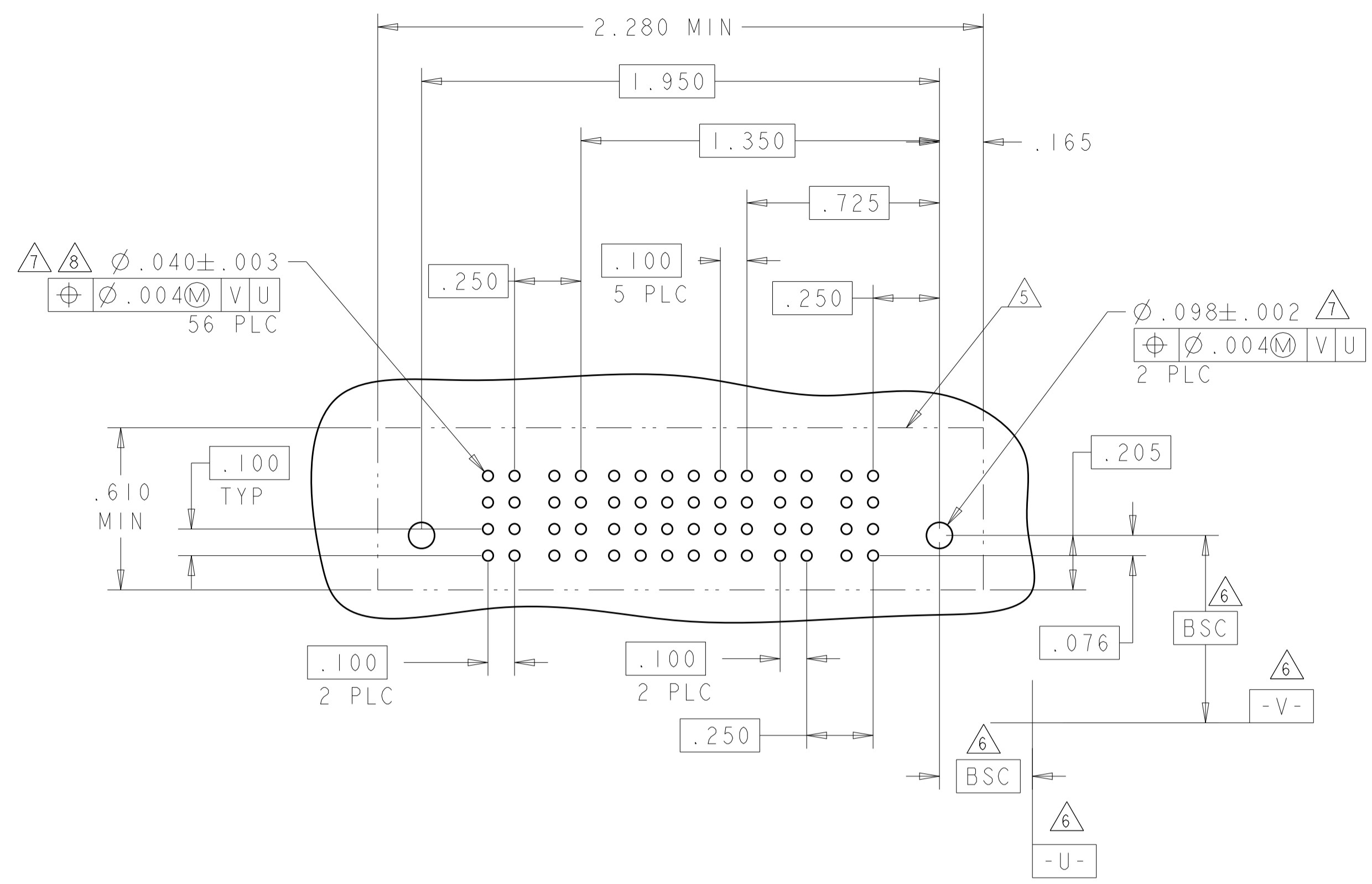
ASSY PART NUMBER	ROWS	POWER						SIGNAL						POWER					
		P12	P11	P10	P9	P8	P7	6	5	4	3	2	1	P6	P5	P4	P3	P2	P1
4-6450550-5	D C B A	GS	GS	GS	GS	GS	GS	AP	AP	AP	AP	AP	AP	GS	GS	GS	GS	GS	GS
6P + 24S + 6P																			

PART NUMBER	ROWS	POWER												SIGNAL						POWER											
		P22	P21	P20	P19	P18	P17	P16	P15	P14	P13	P12	P11	6	5	4	3	2	1	P10	P9	P8	P7	P6	P5	P4	P3	P2	P1		
3-6450550-2	D C B A	HS	HS	HS	HS	HS	HS	HS	HS	HP	HP	HP	HP	BP	BP	BP	BP	BP	BP	HP	HP	HP	HP	HP	HP	HS	HS	HP	HS		
10P + 24S + 12P																															



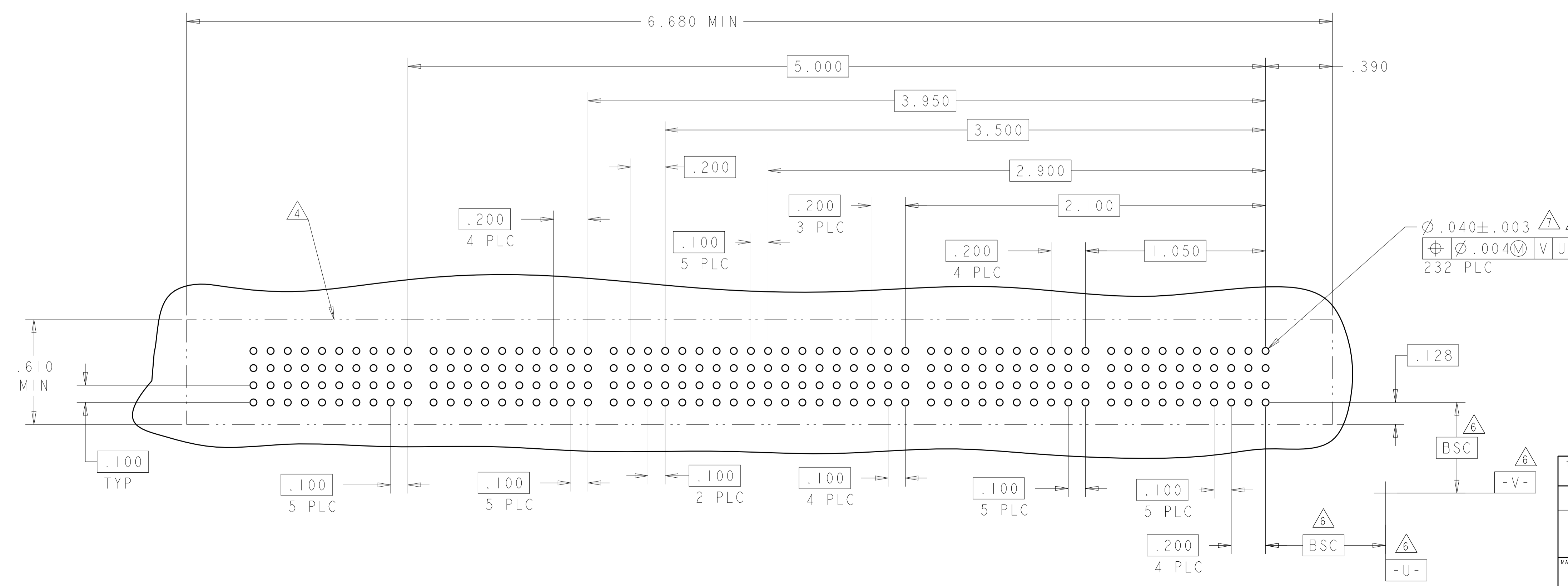
THIS DRAWING IS A CONTROLLED DOCUMENT.

DIMENSIONS: INCHES	TOLERANCES UNLESS OTHERWISE SPECIFIED:	OWN: R. GRZYBOWSKI CHK: M. PERCHERKE APVD: M. PERCHERKE	02MAY05 02MAY05
	0 PLC ± .01 2 PLC ± .01 3 PLC ± .01 4 PLC ± .005 5 PLC ± .0020	NAME: VERTICAL RECEPTACLE ASSEMBLY WITH GUIDES, MULTI-BEAM XL	PRODUCT SPEC: 108-1973
MATERIAL:	FINISH:	APPLICATION SPEC: 114-13038	SIZE: A1
		REWEIGHT: CUSTOMER DRAWING	SCALE: 4:1
		CAGE CODE: 6450550	SHEET 9 OF 23
			REV: U3



ASSY PART NUMBER	ROWS	POWER		SIGNAL						POWER		
		P4	P3	6	5	4	3	2	1	P2	P1	
5-6450550-0	D C B A	ST	PT	AT	AT	AT	AT	AT	AT	AT	PT	ST
				AT	AT	AT	AT	AT	AT			
				AT	AT	AT	AT	AT	AT			
				AT	AT	AT	AT	AT	AT			
2P + 24S + 2P		HD	HD							HD	HD	

PART NUMBER	ROWS	POWER										SIGNAL						POWER																
		P26	P25	P24	P23	P22	P21	P20	P19	P18	P17	P16	P15	6	5	4	3	2	1	P14	P13	P12	P11	P10	P9	P8	P7	P6	P5	P4	P3	P2	P1	
4-6450550-9	D C B A	GS	GS	GS	GS	GS	GS	GS	GS	GS	GS	GP	GP	GP	AP	AP	AP	AP	AP	AP	AP	GP	GP	GP	GP	GP	GP	GP	GP	GP	GP	GP	GP	
		GS	GS	GS	GS	GS	GS	GS	GS	GS	GP	GP	GP	GP	AP	AP	AP	AP	AP	AP	AP	GP	GP	GP	GP	GP	GP	GP	GP	GP	GP	GP	GP	
		GS	GS	GS	GS	GS	GS	GS	GS	GS	GP	GP	GP	GP	AP	AP	AP	AP	AP	AP	AP	GP	GP	GP	GP	GP	GP	GP	GP	GP	GP	GP	GP	GP
		GS	GS	GS	GS	GS	GS	GS	GS	GS	GP	GP	GP	GP	AP	AP	AP	AP	AP	AP	AP	GP	GP	GP	GP	GP	GP	GP	GP	GP	GP	GP	GP	GP
14P + 24S + 12P																																		

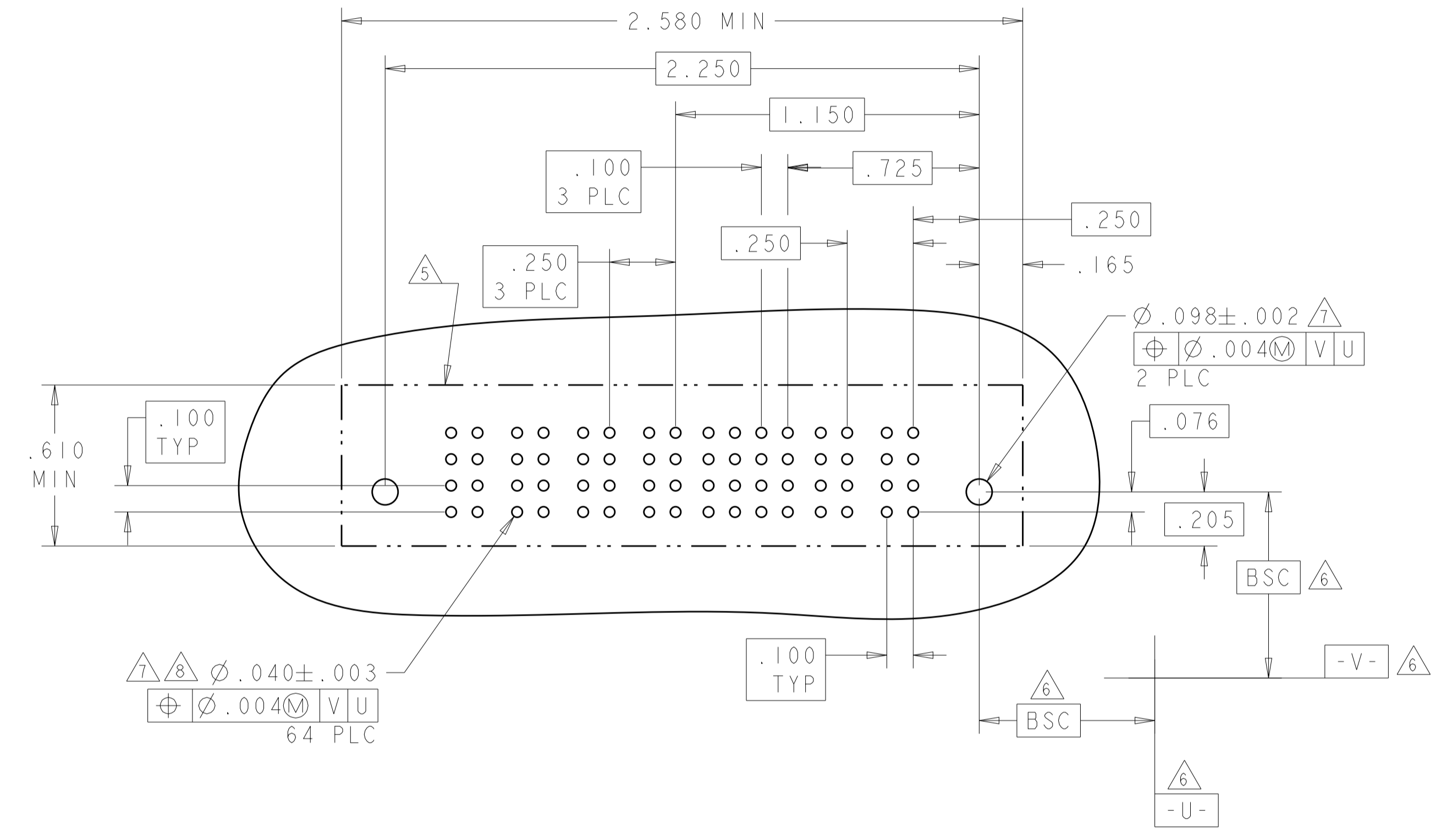
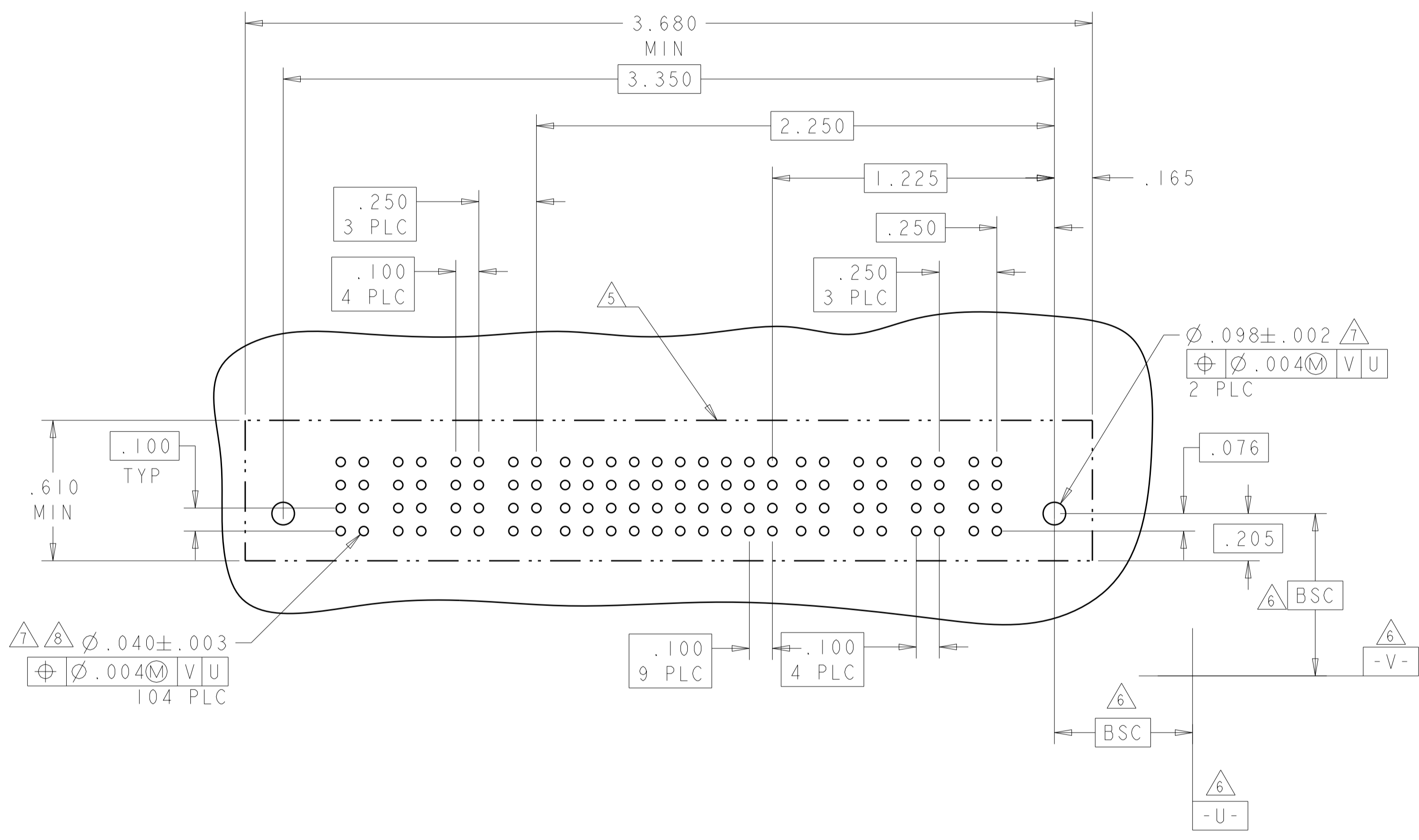


THIS DRAWING IS A CONTROLLED DOCUMENT.		OWN R. GRZYBOWSKI	02MAY05		NAME VERTICAL RECEPTACLE ASSEMBLY WITH GUIDES, MULTI-BEAM XL
DIMENSIONS: INCHES		CHK M. PERCHERKE	02MAY05		
DIMENSIONS: INCHES TOLERANCES UNLESS OTHERWISE SPECIFIED: 0 PLC ±. 1 PLC ±.01 2 PLC ±.01 3 PLC ±.005 4 PLC ±.002 ANGLES ±.020		APVD M. PERCHERKE	PRODUCT SPEC 108-1973		
MATERIAL		FINISH	APPLIC. SPEC 114-13038	SIZE A1	CAGE CODE 6450550
CUSTOMER DRAWING				SCALE 4:1	SHEET 10 OF 23

LOC	DIST	REVISIONS			
P	LTN	DESCRIPTION	DATE	DMN	APVD
ES	00	SEE SHEET 1			

PART NUMBER	ROWS	POWER				SIGNAL								POWER								
		P8	P7	P6	P5	10	9	8	7	6	5	4	3	2	1	P4	P3	P2	P1			
2-6450550-9	D C B A	○ HD	GS	GS	GP	GS	AP	AP	AP	AP	AP	AP	AP	AP	AP	AP	AP	AP	AP	AP		
			GS	GS	GP	GS	AP	AP	AP	AP	AP	AP	AP	AP	AP	AP	AP	AP	AP	AP	AP	
			GS	GS	GP	GS	AP	AP	AP	AP	AP	AP	AP	AP	AP	AP	AP	AP	AP	AP	AP	AP
			GS	GS	GP	GS	AP	AP	AP	AP	AP	AP	AP	AP	AP	AP	AP	AP	AP	AP	AP	AP
4P + 40S + 4P																						

PART NUMBER	ROWS	POWER				SIGNAL				POWER		
		P6	P5	P4	P3	4	3	2	1	P2	P1	
5-6450550-4	D C B A	○ HD	GS	GS	GP	GP	AP	AP	AP	AP	GP	GS
			GS	GS	GP	GP	AP	AP	AP	AP	GP	GS
			GS	GS	GP	GP	AP	AP	AP	AP	GP	GS
			GS	GS	GP	GP	AP	AP	AP	AP	GP	GS
2P + 16S + 4P												

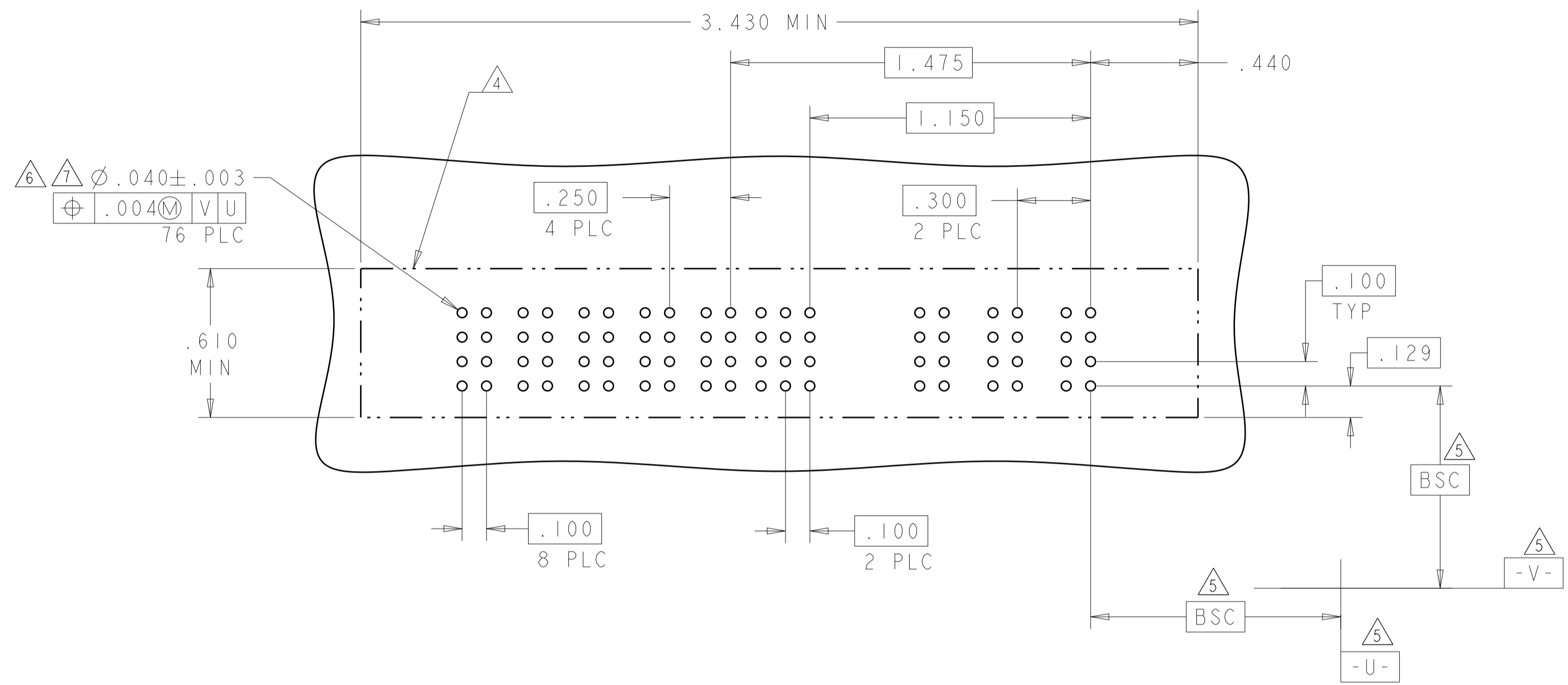


THIS DRAWING IS A CONTROLLED DOCUMENT.		DMN: R. GRZYBOWSKI 02MAY05	 TE Connectivity
DIMENSIONS: INCHES		CHK: M. PERCHERKE 02MAY05	
TOLERANCES UNLESS OTHERWISE SPECIFIED:		APVD: M. PERCHERKE	NAME: VERTICAL RECEPTACLE ASSEMBLY WITH GUIDES, MULTI-BEAM XL
0 PLC ±.01		PRODUCT SPEC: 108-1973	SIZE: A1
1 PLC ±.01		APPLICATION SPEC: 114-13038	CAGE CODE: 6450550
2 PLC ±.01		WEIGHT: -	RESTRICTED TO: -
3 PLC ±.005		CUSTOMER DRAWING	SCALE: 4:1
4 PLC ±.0020			SHEET 11 OF 23
ANGLES: ±.2°			REV: U3

LOC	DIST	REVISIONS			
REV	DATE	DESCRIPTION	DATE	BY	APPV
ES	00	SEE SHEET 1			

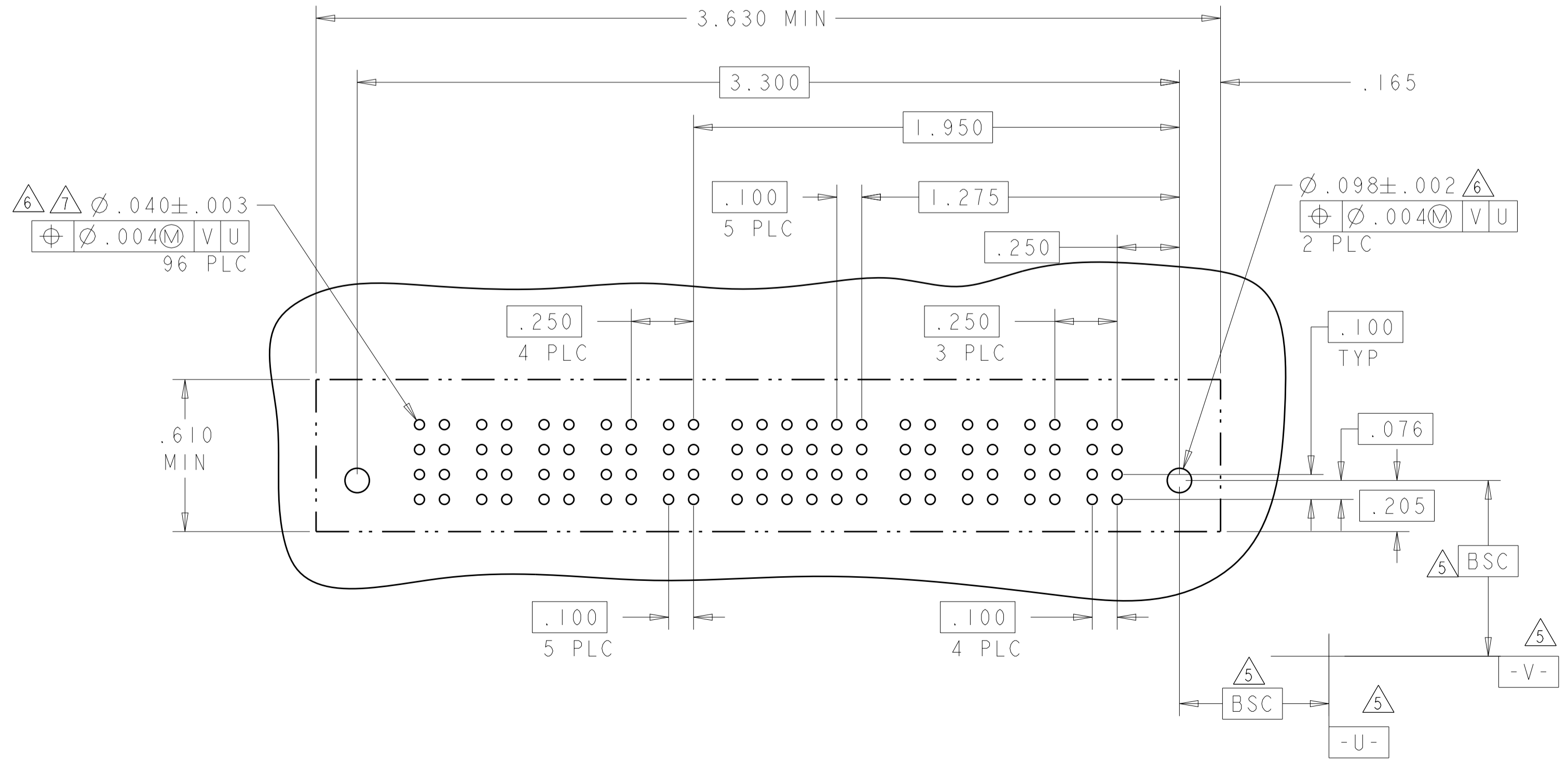
PART NUMBER	ROWS	POWER (L)					SIGNAL					POWER (R)			
		P8	P7	P6	P5	P4	6	5	4	3	2	1	P3	P2	P1
5-6450550-3	D C B A	GP	GP	GP	GS	GS	AP	AP	AP				GP	GS	GS
		GP	GP	GP	GS	GS	AP	AP	AP				GP	GS	GS
		GP	GP	GP	GS	GS	AP	AP	AP				GP	GS	GS
		GP	GP	GP	GS	GS	AP	AP	AP				GP	GS	GS
3ACP + 24S + 5P															

NO CONTACTS LOADED

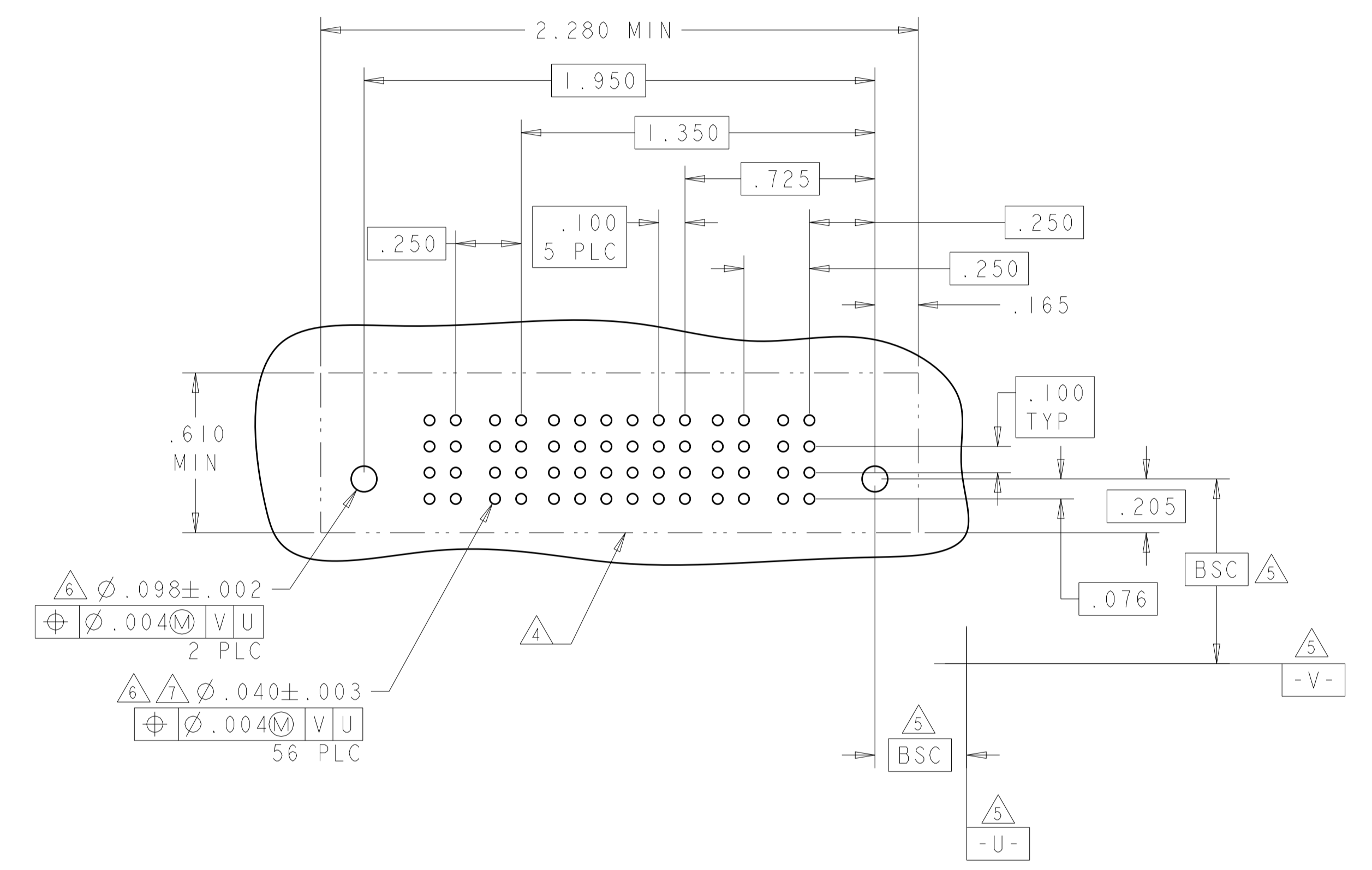


PART NUMBER	ROWS	POWER (L)					SIGNAL					POWER (R)				
		P9	P8	P7	P6	P5	6	5	4	3	2	1	P4	P3	P2	P1
5-6450550-5	D C B A	GS	GS	GS	GS	GS	AP	AP	AP	AP	AP	AP	GS	GS	GS	GS
		GS	GS	GS	GS	GS	AP	AP	AP	AP	AP	AP	GS	GS	GS	GS
		GS	GS	GS	GS	GS	AP	AP	AP	AP	AP	AP	GS	GS	GS	GS
		GS	GS	GS	GS	GS	AP	AP	AP	AP	AP	AP	GS	GS	GS	GS
4P + 24S + 5P																

NO CONTACTS LOADED



ASSY PART NUMBER	ROWS	POWER		SIGNAL					POWER			
		P4	P3	6	5	4	3	2	1	P2	P1	
4-6450550-7	D C B A	GS	GP	AP	AP	AP	AP	AP	AP	AP	GP	GS
		GS	GP	AP	AP	AP	AP	AP	AP	AP	GP	GS
		GS	GP	AP	AP	AP	AP	AP	AP	AP	GP	GS
		GS	GP	AP	AP	AP	AP	AP	AP	AP	GP	GS
2P + 24S + 2P												

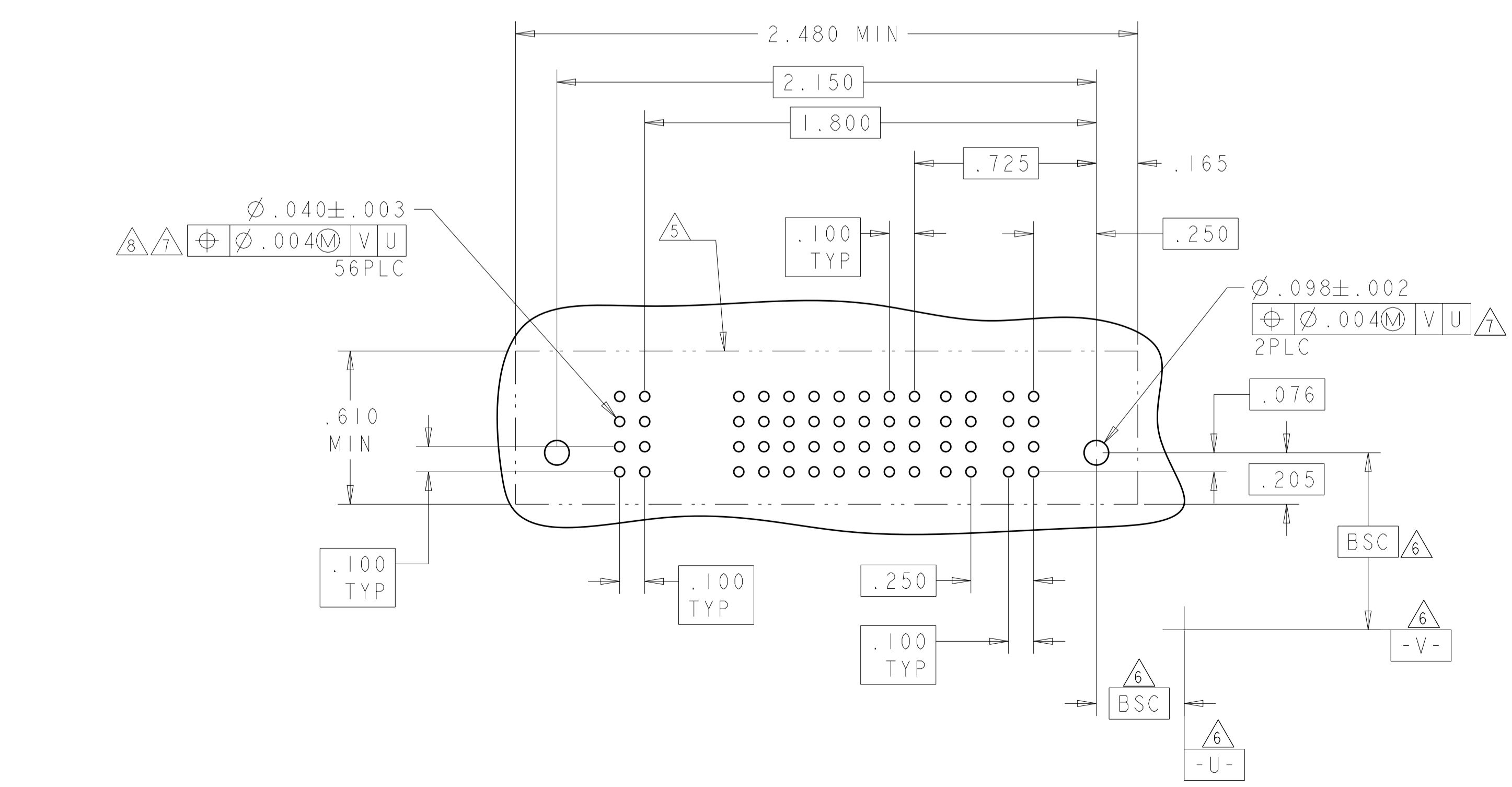
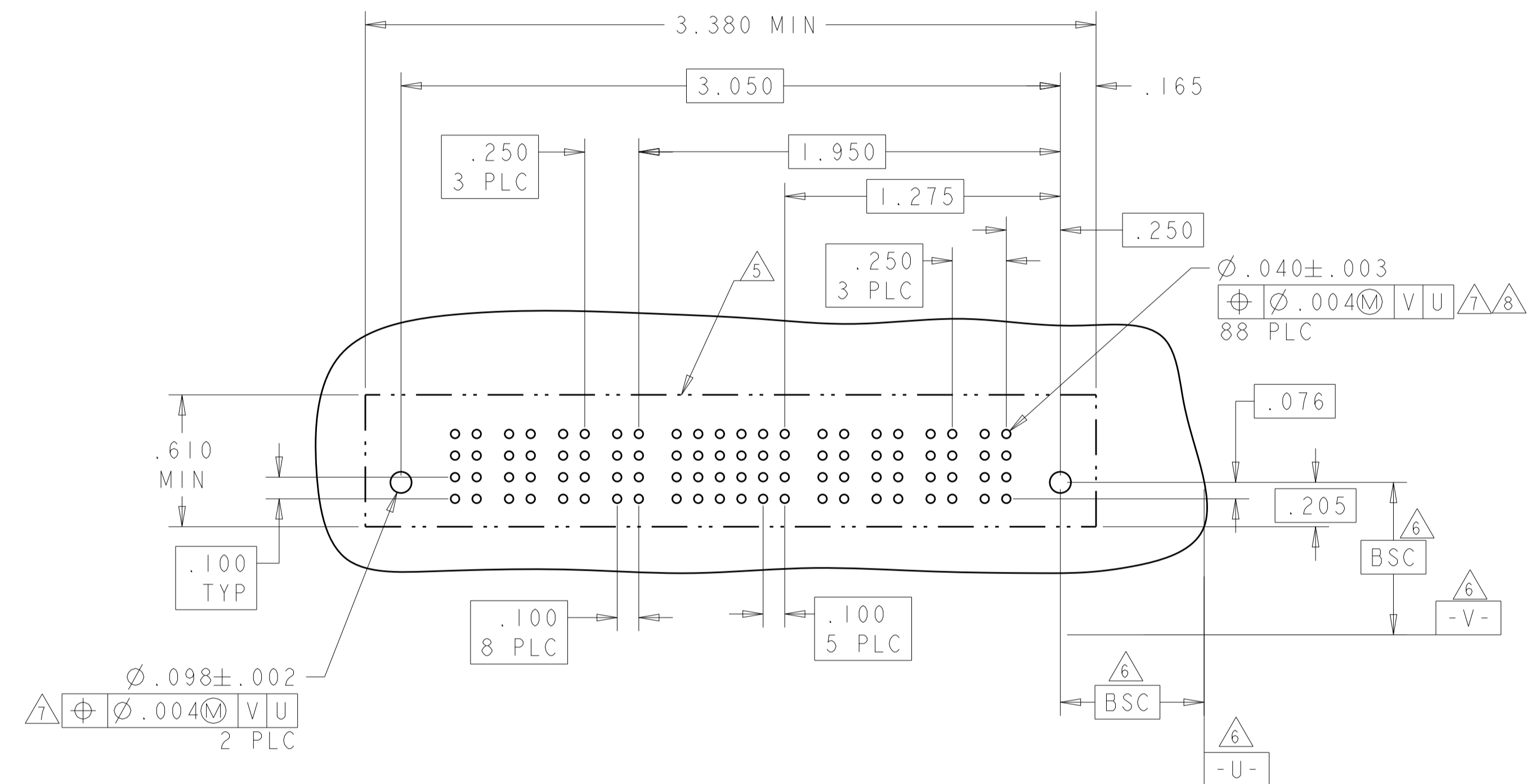
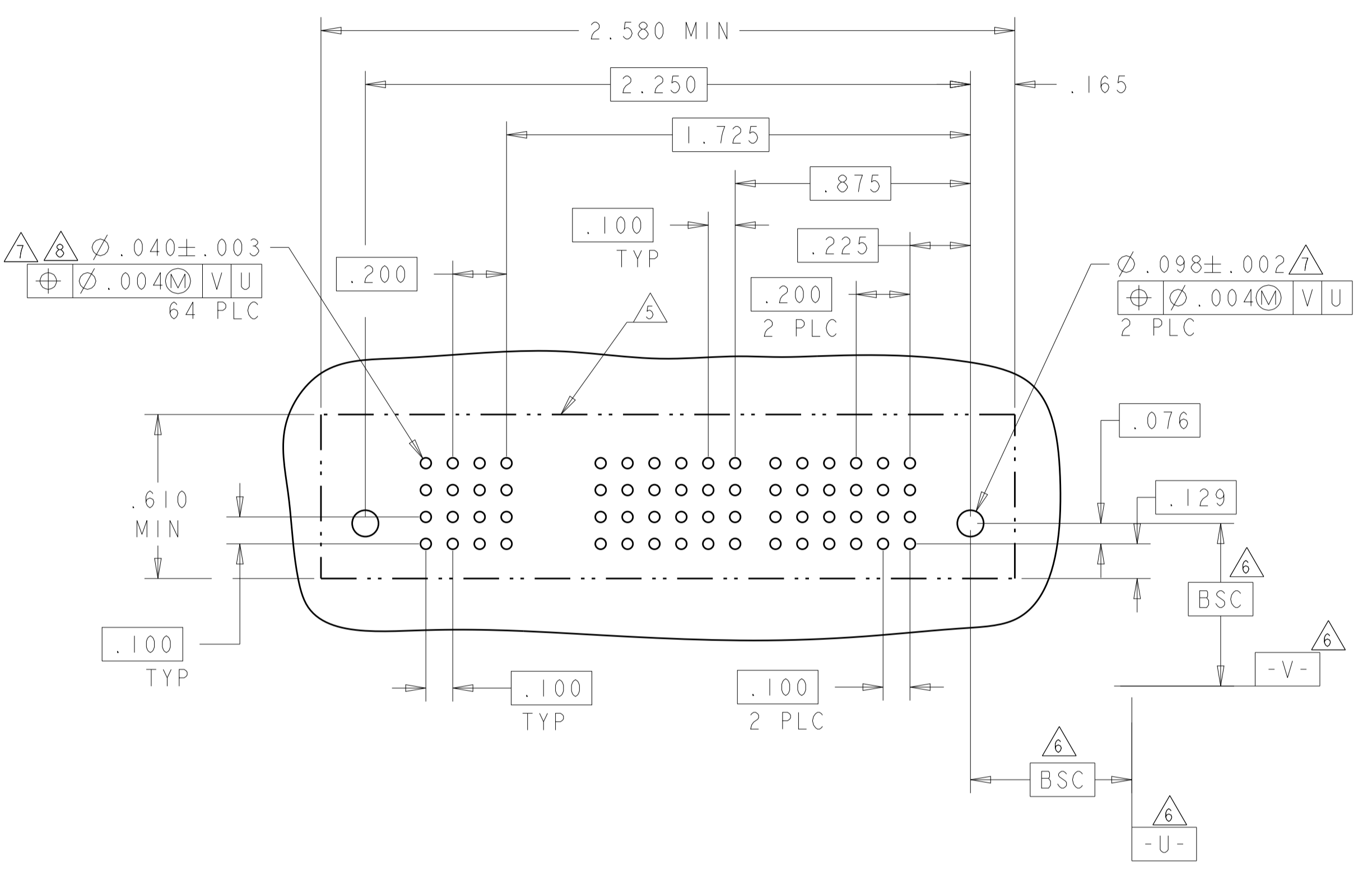


THIS DRAWING IS A CONTROLLED DOCUMENT.		OWN: R. GRZYBOWSKI 02MAY05	 TE Connectivity
DIMENSIONS: INCHES		CHK: M. PERCHERKE 02MAY05	
TOLERANCES UNLESS OTHERWISE SPECIFIED:		APVD: M. PERCHERKE	NAME: VERTICAL RECEPTACLE ASSEMBLY WITH GUIDES, MULTI-BEAM XL
0 PLC ±.01		PRODUCT SPEC: 108-1973	SIZE: A1
1 PLC ±.01		APPLICATION SPEC: 114-13038	CAGE CODE: 6450550
2 PLC ±.01		WEIGHT: -	RESTRICTED TO: -
3 PLC ±.005		CUSTOMER DRAWING	SCALE: 4:1
4 PLC ±.002			SHEET 12 OF 23
ANGLES ±.020			REV: U3

LOC	DIST	REV	DATE	BY	APPV
ES	00				
REVISIONS					
DESCRIPTION			DATE	BY	APPV
SEE SHEET 1					

PART NUMBER	ROWS	POWER			SIGNAL						POWER					
		P6	P5	P4	6	5	4	3	2	1	P3	P2	P1			
5-6450550-6	D C B A	GS	GS		AP	AP	AP	AP	AP	AP	AP	AP	AP	GP	GS	GS
					AP	AP	AP	AP	AP	AP	AP	AP	GP	GS	GS	
					AP	AP	AP	AP	AP	AP	AP	AP	GP	GS	GS	
					AP	AP	AP	AP	AP	AP	AP	AP	GP	GS	GS	
3P + 24S + 3P																

PART NUMBER	ROWS	POWER (L)				SIGNAL						POWER (R)						
		P8	P7	P6	P5	6	5	4	3	2	1	P4	P3	P2	P1			
5-6450550-7	D C B A	GP	GS	GP	GS	AP	AP	AP	AP	AP	AP	AP	AP	AP	GS	GP	GS	GP
						AP	AP	AP	AP	AP	AP	AP	AP	AP	GS	GP	GS	GP
						AP	AP	AP	AP	AP	AP	AP	AP	AP	GS	GP	GS	GP
						AP	AP	AP	AP	AP	AP	AP	AP	AP	GS	GP	GS	GP
4P + 24S + 4P																		



PART NUMBER	ROWS	POWER (L)		SIGNAL								POWER (R)			
		P4	P3	8	7	6	5	4	3	2	1	P2	P1		
5-6450550-8	D C B A	GS		AP	AP	AP	AP	AP	AP	AP	AP	AP	AP	GP	GS
				AP	AP	AP	AP	AP	AP	AP	AP	AP	GP	GS	
				AP	AP	AP	AP	AP	AP	AP	AP	AP	GP	GS	
				AP	AP	AP	AP	AP	AP	AP	AP	AP	GP	GS	
2P + 32S + 2P															

THIS DRAWING IS A CONTROLLED DOCUMENT.

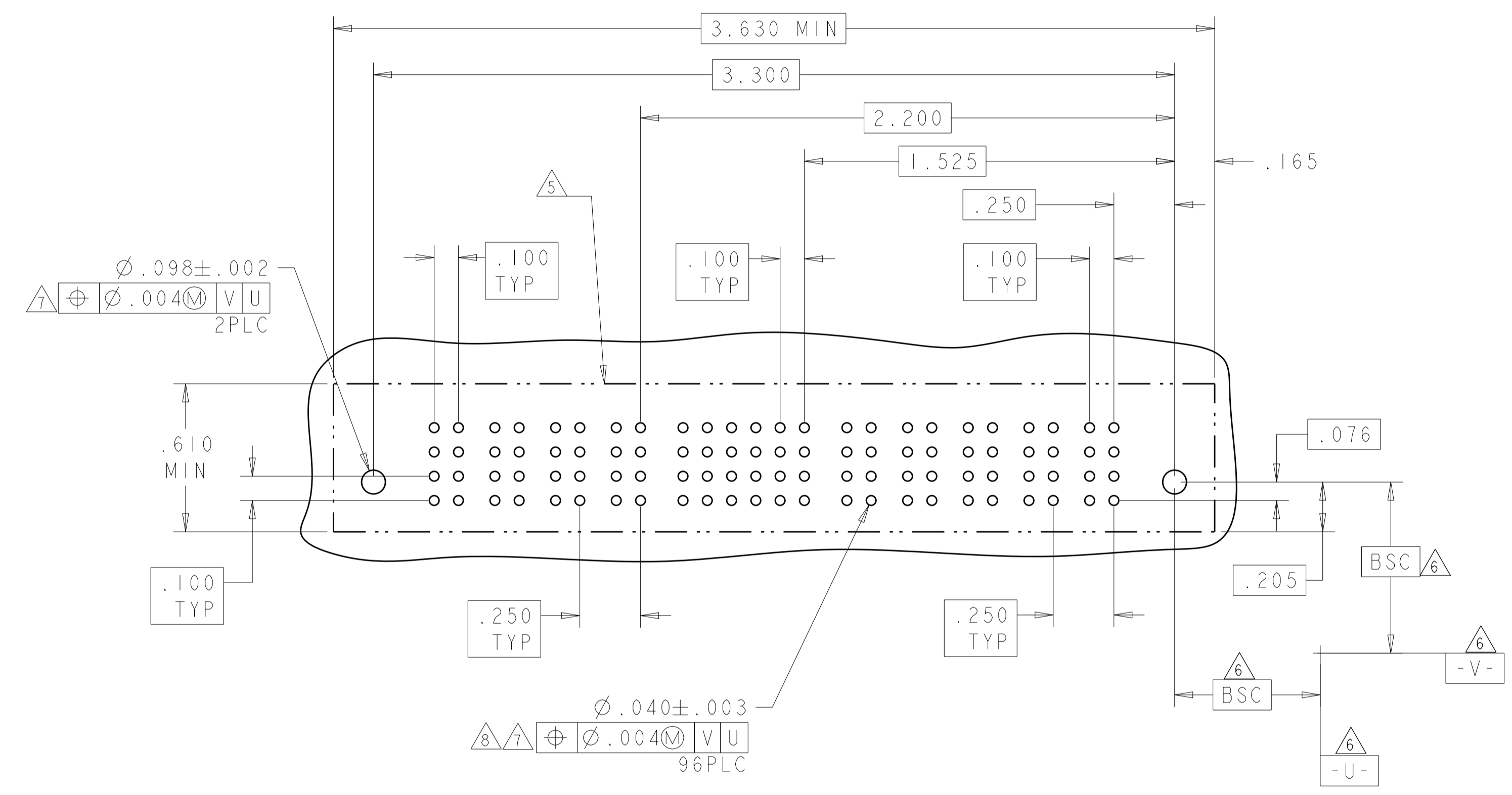
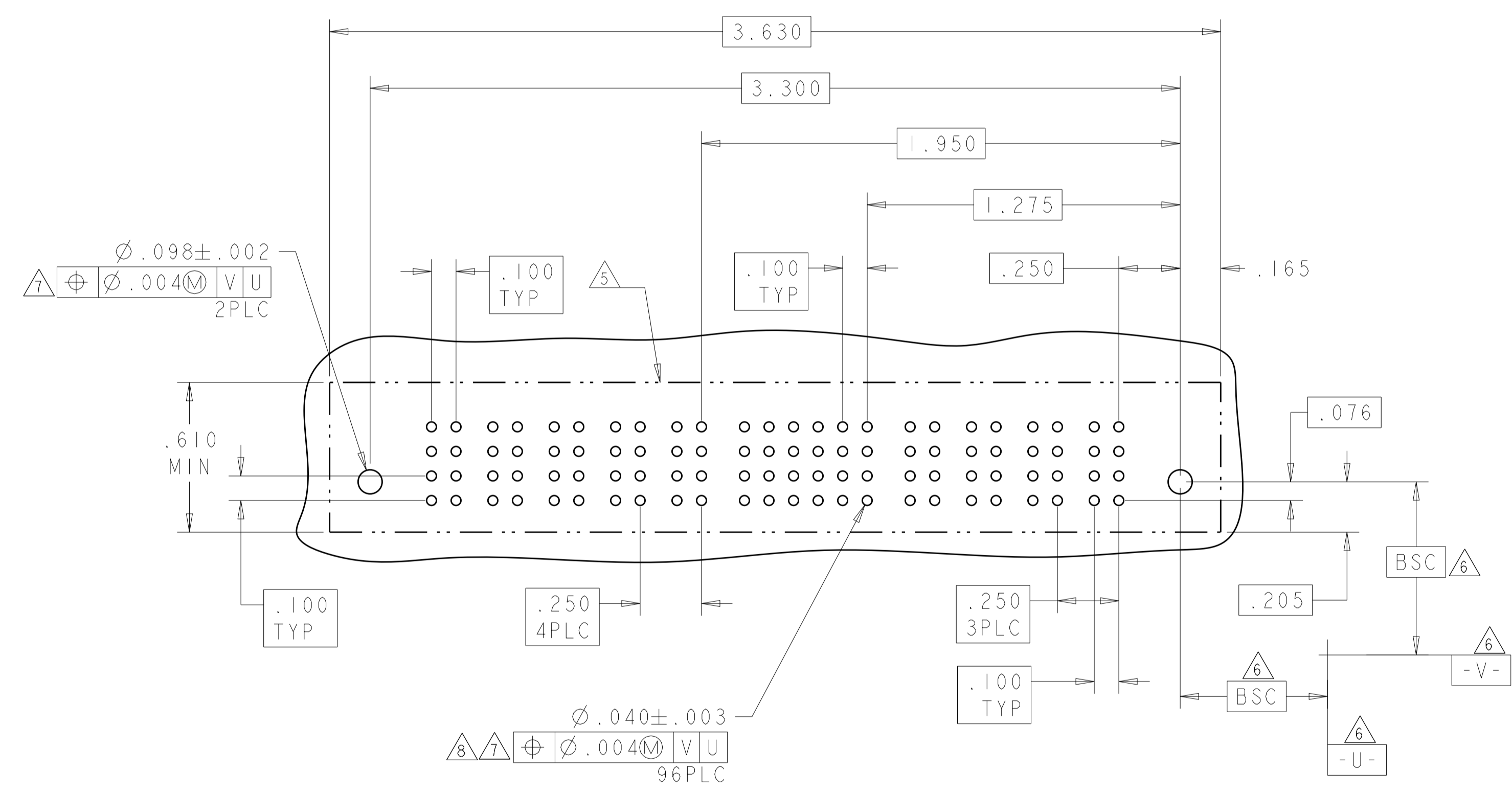
DIMENSIONS:	TOLERANCES UNLESS OTHERWISE SPECIFIED:	OWN: R. GRZYBOWSKI 02MAY05	CHK: M. PERCHERKE 02MAY05	APVD: M. PERCHERKE
INCHES	0 PLC ±.01 2 PLC ±.01 3 PLC ±.01 4 PLC ±.005 ANGLES ±.0020	PRODUCT SPEC	108-1973	APPLICATION SPEC
MATERIAL:	FINISH:	WEIGHT:	114-13038	RESTRICTED TO
CUSTOMER DRAWING		SCALE: 4:1	SHEET 13 OF 23	REV: U3

STE TE Connectivity
 VERTICAL RECEPTACLE ASSEMBLY WITH GUIDES, MULTI-BEAM XL
 SIZE: A1
 CAGE CODE: 6450550
 DRAWING NO: 100779

LOC	DIST	REVISIONS			
P	LTN	DESCRIPTION	DATE	DWN	APVD
ES	00	SEE SHEET 1			

PART NUMBER	ROWS	POWER					SIGNAL					POWER									
		P9	P8	P7	P6	P5	6	5	4	3	2	1	P4	P3	P2	P1					
5-6450550-9	D C B A	GP	GP	GP	GP	GP	AP	AP	AP	AP	AP	AP	AP	AP	AP	GP	GP	GP	GP	GP	
		HD																		HD	
		4P + 24S + 5P																			

PART NUMBER	ROWS	POWER					SIGNAL					POWER									
		P9	P8	P7	P6	P5	6	5	4	3	2	1	P5	P4	P3	P2	P1				
6-6450550-0	D C B A	GP	GP	GP	GP	GP	AP	AP	AP	AP	AP	AP	AP	AP	AP	GP	GP	GP	GP	GP	
		HD																		HD	
		5P + 24S + 4P																			

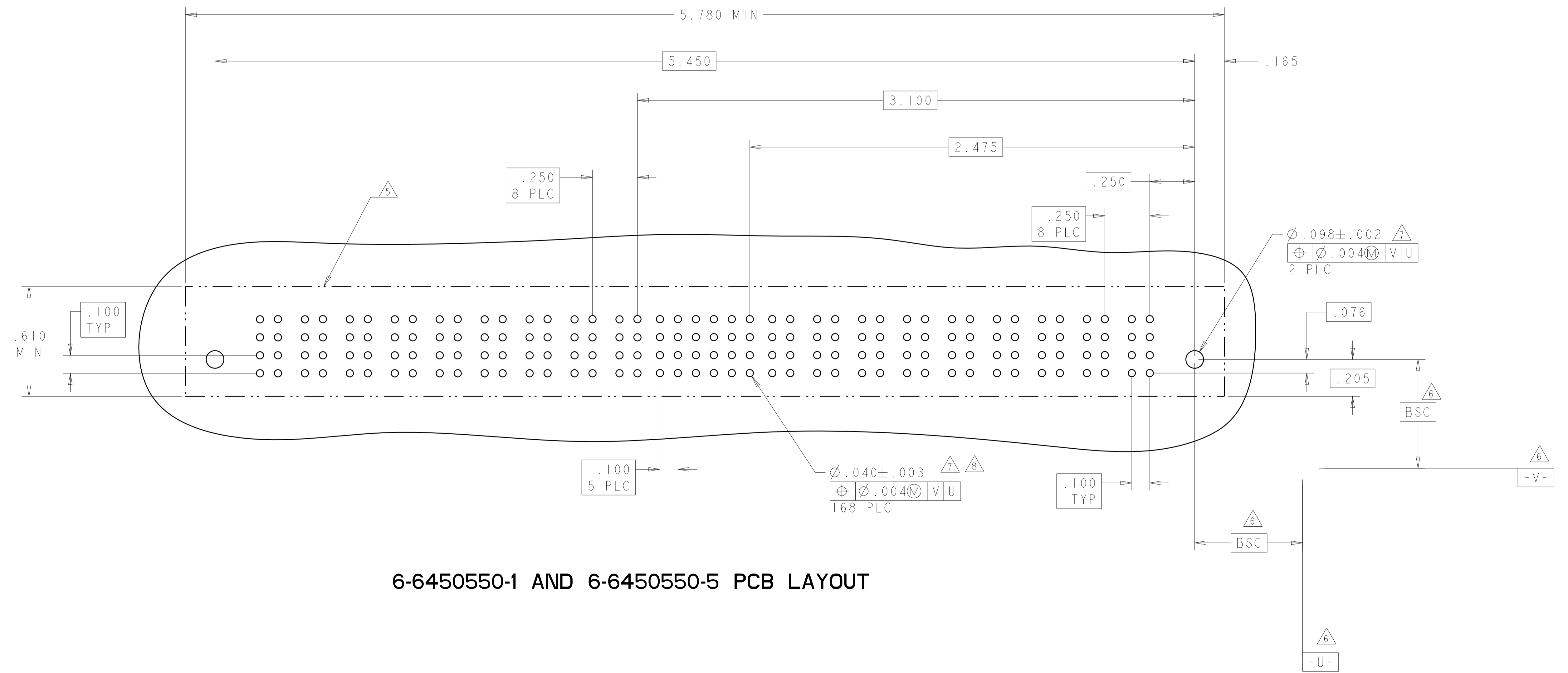


THIS DRAWING IS A CONTROLLED DOCUMENT.		DWN R. GRZYBOWSKI 02MAY05	TE Connectivity
DIMENSIONS: INCHES		CHK M. PERCHERKE 02MAY05	
TOLERANCES UNLESS OTHERWISE SPECIFIED: 0 PLC ± 1 PLC ±.01 2 PLC ±.01 3 PLC ±.005 4 PLC ±.002 ANGLES ±.020		APVD M. PERCHERKE	NAME VERTICAL RECEPTACLE ASSEMBLY WITH GUIDES, MULTI-BEAM XL
MATERIAL		PRODUCT SPEC 108-1973	SIZE A100779
FINISH		APPLICATION SPEC 114-13038	CAGE CODE DRAWING NO C=6450550
		WEIGHT	RESTRICTED TO
		CUSTOMER DRAWING	SCALE 4:1 SHEET 14 OF 23 REV U3

LOC		DIST		REVISIONS			
ES	00	P	LTN	DESCRIPTION	DATE	OWN	APVD
-	-	-	-	SEE SHEET 1	-	-	-

PART NUMBER	ROWS	POWER										SIGNAL						POWER								
		P18	P17	P16	P15	P14	P13	P12	P11	P10	1	2	3	4	5	6	P9	P8	P7	P6	P5	P4	P3	P2	P1	
6-6450550-1	D C B A	GS	GS	GP	GP	GP	GS	GS	GS	GS	AP	AP	AP	AP	AP	AP	GS	GS	GS	GS	GP	GP	GP	GS	GS	
		GS	GS	GP	GP	GP	GS	GS	GS	GS	AP	AP	AP	AP	AP	AP	GS	GS	GS	GS	GP	GP	GP	GS	GS	
		GS	GS	GP	GP	GP	GS	GS	GS	GS	AP	AP	AP	AP	AP	AP	GS	GS	GS	GS	GP	GP	GP	GS	GS	
		GS	GS	GP	GP	GP	GS	GS	GS	GS	AP	AP	AP	AP	AP	AP	GS	GS	GS	GS	GP	GP	GP	GS	GS	
9P + 24S + 9P																										

PART NUMBER	ROWS	POWER										SIGNAL						POWER								
		P18	P17	P16	P15	P14	P13	P12	P11	P10	1	2	3	4	5	6	P9	P8	P7	P6	P5	P4	P3	P2	P1	
6-6450550-5	D C B A	GP	GS	GS	GS	GS	GS	GS	GS	GS	AP	AP	AP	AP	AP	AP	GS	GS	GS	GS	GS	GS	GS	GS	GP	
		GP	GS	GS	GS	GS	GS	GS	GS	GS	AP	AP	AP	AP	AP	AP	GS	GS	GS	GS	GS	GS	GS	GP		
		GP	GS	GS	GS	GS	GS	GS	GS	GS	AP	AP	AP	AP	AP	AP	GS	GS	GS	GS	GS	GS	GS	GP		
		GP	GS	GS	GS	GS	GS	GS	GS	GS	AP	AP	AP	AP	AP	AP	GS	GS	GS	GS	GS	GS	GS	GP		
9P + 24S + 9P																										

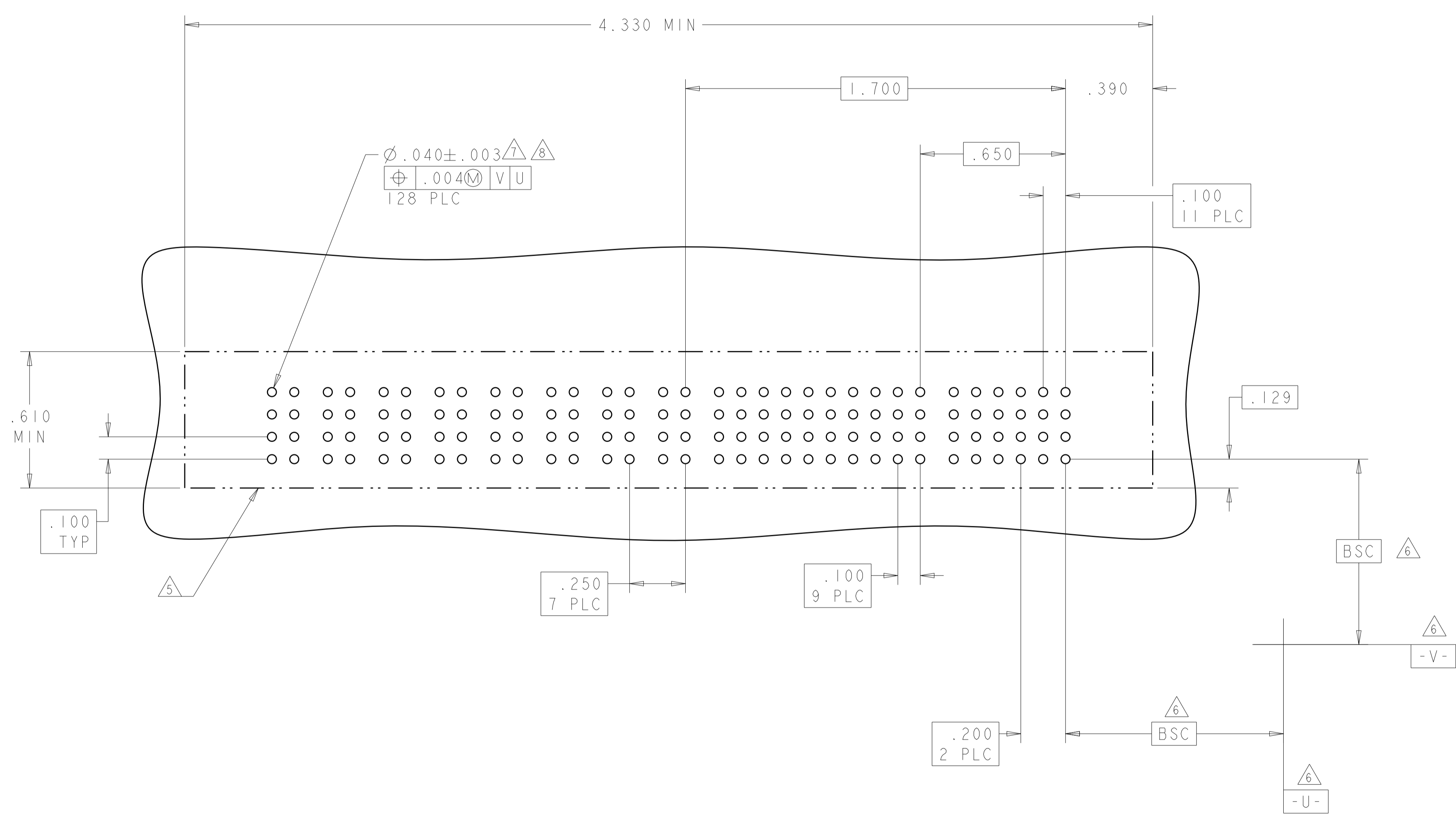


6-6450550-1 AND 6-6450550-5 PCB LAYOUT

THIS DRAWING IS A CONTROLLED DOCUMENT.		OWN: R. GRZYBOWSKI 02MAY05	TE Connectivity
DIMENSIONS: INCHES		CHK: M. PERCHERKE 02MAY05	
TOLERANCES UNLESS OTHERWISE SPECIFIED:		APVD: M. PERCHERKE	NAME: VERTICAL RECEPTACLE ASSEMBLY WITH GUIDES, MULTI-BEAM XL
0 PLC ±.01		PRODUCT SPEC: 108-1973	SIZE: A1
1 PLC ±.01		APPLICATION SPEC: 114-13038	CAGE CODE: 6450550
2 PLC ±.01		WEIGHT: -	RESTRICTED TO: -
3 PLC ±.005		CUSTOMER DRAWING	SCALE: 4:1
4 PLC ±.0020		SCALE: 4:1	SHEET 15 OF 23
ANGLES ±.0020		SCALE: 4:1	REV: U3
FINISH: -		SCALE: 4:1	REV: U3

LOC		DIST		REVISIONS				
ES	00	P	LTN	DESCRIPTION	DATE	DWN	APVD	
		-		SEE SHEET 1				

PART NUMBER	ROWS	POWER								SIGNAL								POWER				
		P11	P10	P9	P8	P7	P6	P5	P4	I0	I9	I8	I7	I6	I5	I4	I3	I2	I1	P3	P2	P1
6-6450550-2	D C B A	GS	GS	GS	GS	GP	GP	GP	GP	AP	AP	AP	AP	AP	AP	AP	AP	AP	AP	GS	GP	GS
		GS	GS	GS	GS	GP	GP	GP	GP	AP	AP	AP	AP	AP	AP	AP	AP	AP	GS	GP	GS	
		GS	GS	GS	GS	GP	GP	GP	GP	AP	AP	AP	AP	AP	AP	AP	AP	AP	GS	GP	GS	
3P + 40S + 8P																						



THIS DRAWING IS A CONTROLLED DOCUMENT.

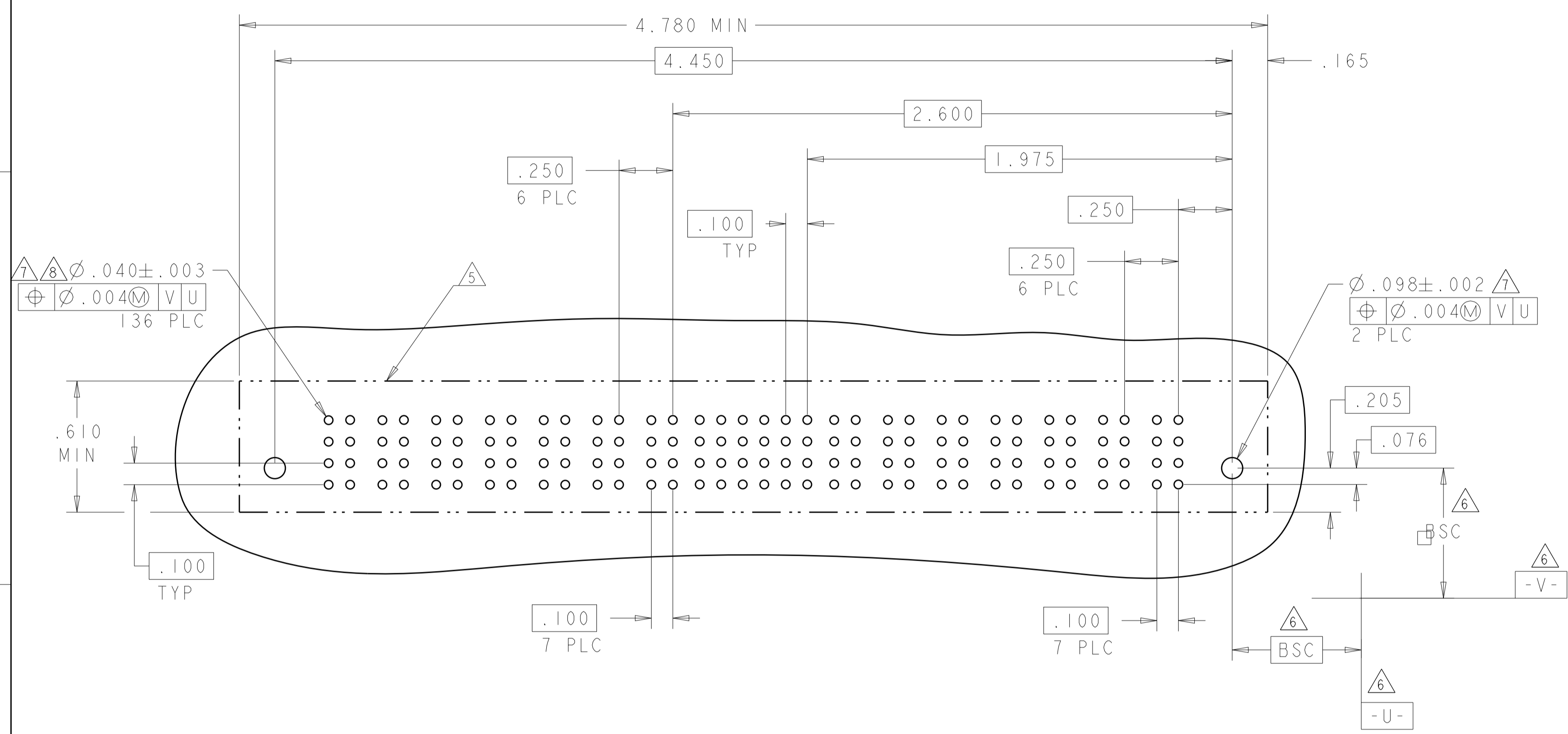
DIMENSIONS: INCHES	TOLERANCES UNLESS OTHERWISE SPECIFIED: 0 PLC ±. 1 PLC ±.01 2 PLC ±.01 3 PLC ±.005 4 PLC ±.002 ANGLES ±.2°	DWN: R. GRZYBOWSKI 02MAY05 CHK: M. PERCHERKE 02MAY05 APVD: M. PERCHERKE	NAME: VERTICAL RECEPTACLE ASSEMBLY WITH GUIDES, MULTI-BEAM XL
MATERIAL	FINISH	PRODUCT SPEC: 108-1973 APPLICATION SPEC: 114-13038 WEIGHT: -	SIZE: A1 CAGE CODE: 6450550 DRAWING NO: 6450550
CUSTOMER DRAWING		SCALE: 4:1	SHEET 16 OF 23 REV: U3

4805 (3/11)

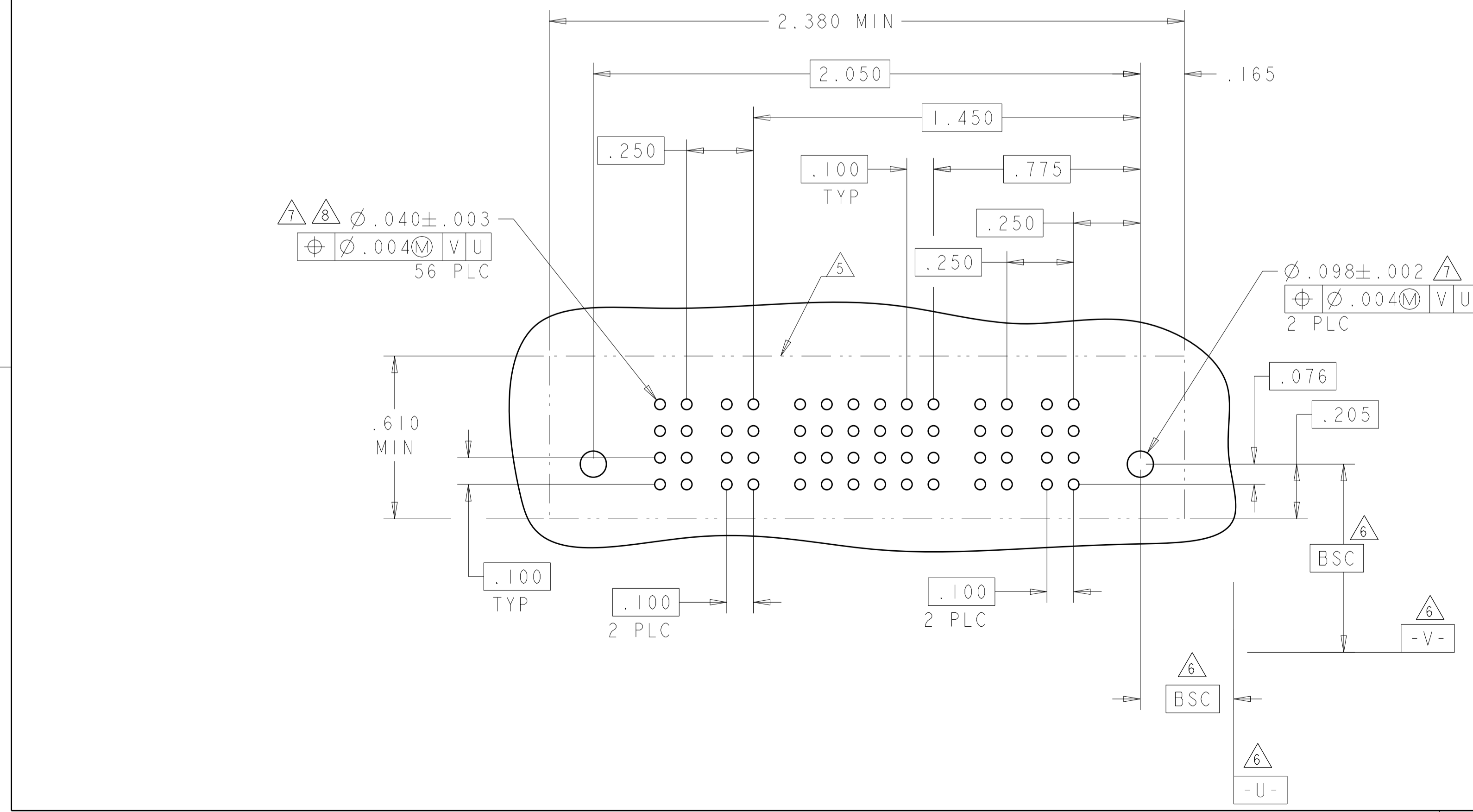
LOC		DIST		REVISIONS			
ES	00	P	LTN	DESCRIPTION	DATE	OWN	APVD
				SEE SHEET 1			

PART NUMBER	ROWS	POWER						SIGNAL						POWER							
		P14	P13	P12	P11	P10	P9	P8	1	2	3	4	5	6	P7	P6	P5	P4	P3	P2	P1
6-6450550-3	D C B A	GP	GP	GP	GS	GS	GS	GS	AP	AP	AP	AP	AP	AP	GS	GS	GS	GS	GP	GP	GP
									AP	AP	AP	AP	AP	AP							
									AP	AP	AP	AP	AP	AP							
7P + 24S + 7P																					

ASSY PART NUMBER	ROWS	POWER				SIGNAL				POWER	
		P6	P5	P4	P3	4	3	2	1	P2	P1
6-6450550-4	D C B A	GP	GP	GS	GS	AP	AP	AP	AP	GS	GP
						AP	AP	AP	AP		
						AP	AP	AP	AP		
2P + 16S + 4P											



REMARK:
 PCB LAYOUT THE SAME AS 5-6450550-4



ASSY PART NUMBER	ROWS	POWER		SIGNAL						POWER	
		P4	P3	6	5	4	3	2	1	P2	P1
6-6450550-6	D C B A	GS	GP	AP	AP	AP	AP	AP	AP	GS	GP
				AP	AP	AP	AP	AP	AP		
				AP	AP	AP	AP	AP	AP		
2P + 24S + 2P											

THIS DRAWING IS A CONTROLLED DOCUMENT. DWN: R.GRZYBOWSKI 02MAY05, CHK: M.PERCHEKKE 02MAY05, APVD: M.PERCHEKKE

TE Connectivity

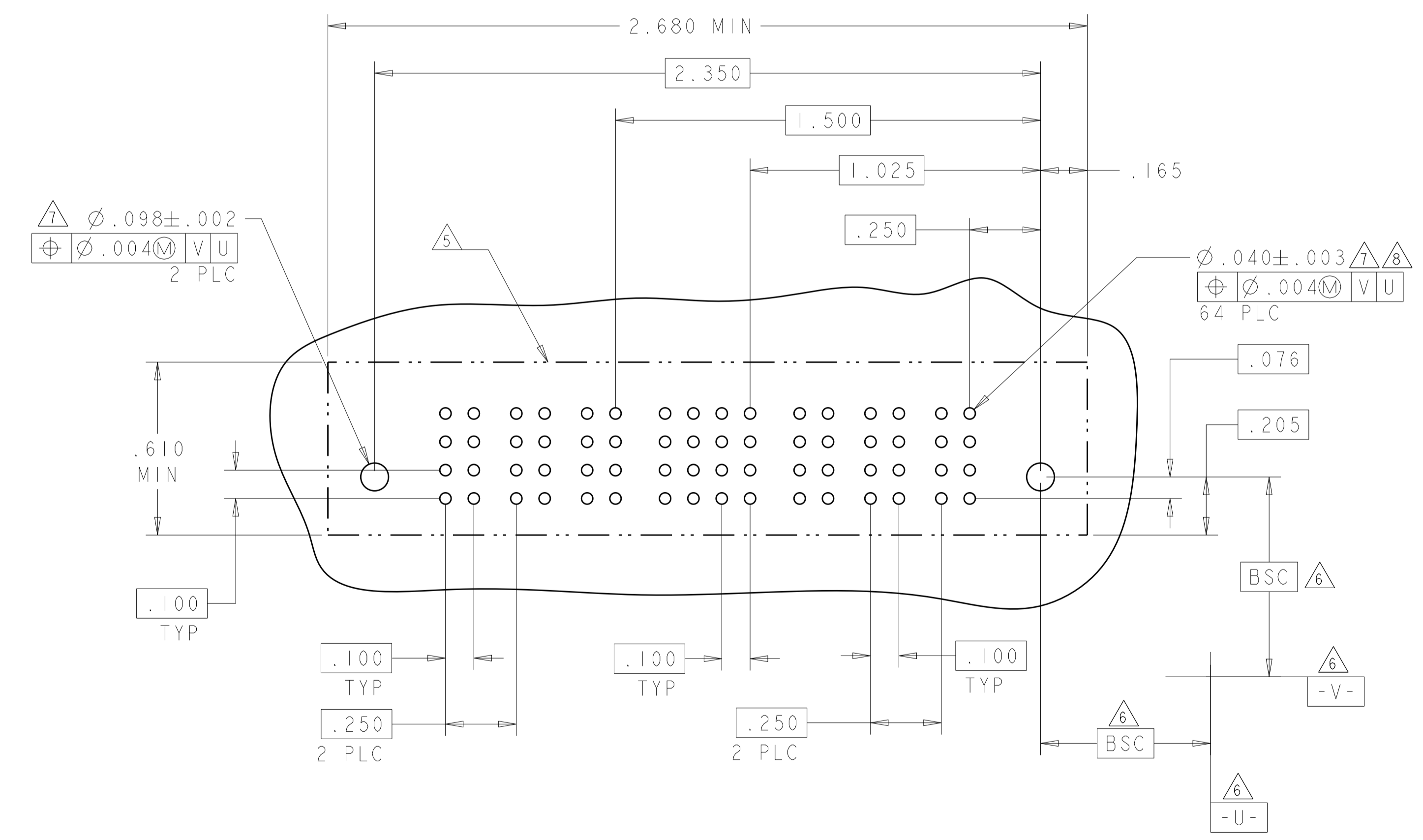
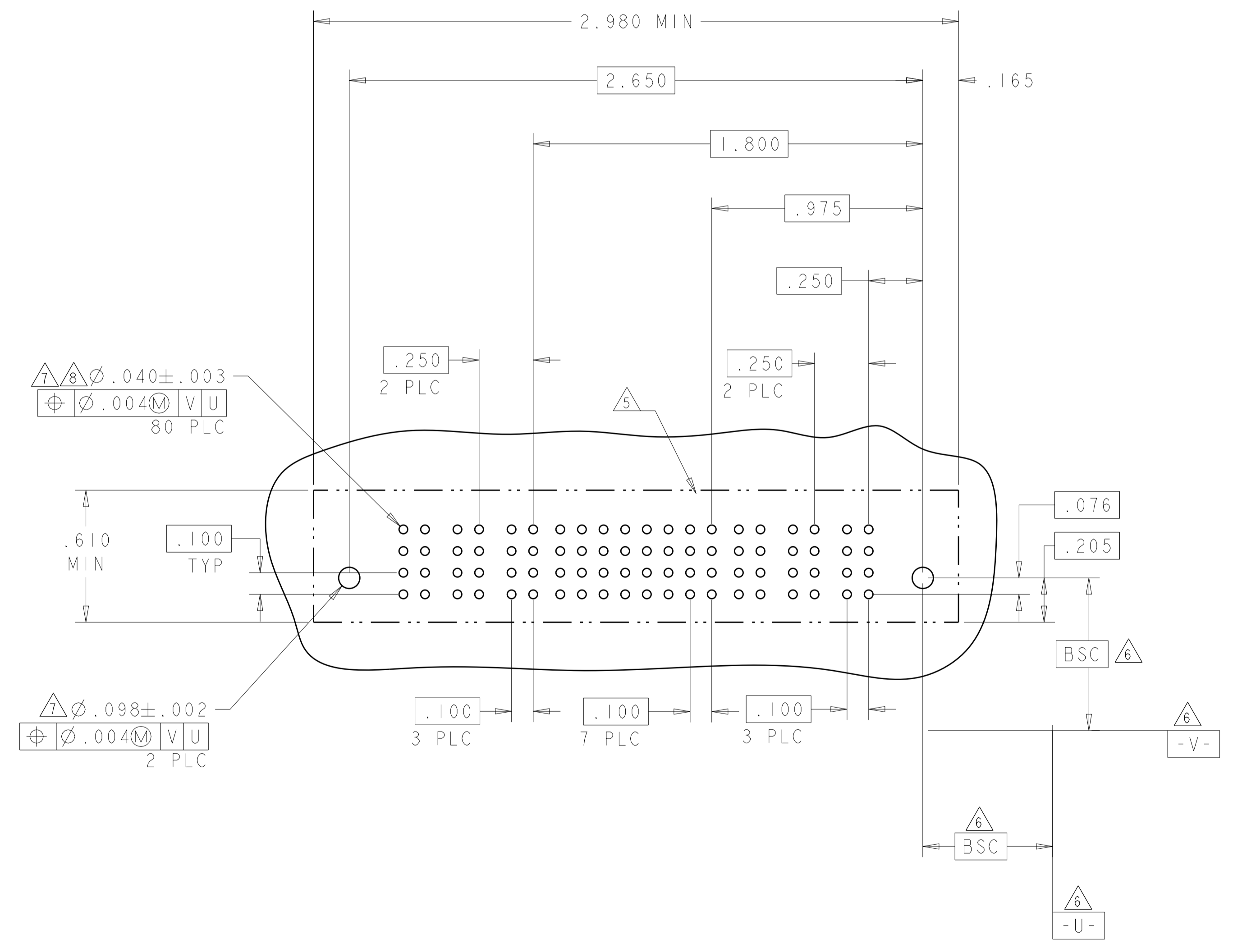
VERTICAL RECEPTACLE ASSEMBLY WITH GUIDES, MULTI-BEAM XL

SIZE: A1, CAGE CODE: 6450550, SCALE: 4:1, SHEET: 17 OF 23, REV: U3

LOC	DIST	REVISIONS			
P	LTN	DESCRIPTION	DATE	OWN	APVD
ES	00	SEE SHEET 1			

PART NUMBER	ROWS	POWER			SIGNAL								POWER			
		P6	P5	P4	8	7	6	5	4	3	2	1	P3	P2	P1	
6-6450550-7	D	GS	GS	GS	AP	AP	AP	AP	AP	AP	AP	AP	AP	GP	GP	GP
	C				AP	AP	AP	AP	AP	AP	AP	AP				
	B				AP	AP	AP	AP	AP	AP	AP	AP				
	A				AP	AP	AP	AP	AP	AP	AP	AP				
3P + 32S + 3P																

PART NUMBER	ROWS	POWER			SIGNAL				POWER		
		P6	P5	P4	4	3	2	1	P3	P2	P1
6-6450550-9	D	GP	GP	GP	AP	AP	AP	AP	GS	GS	GS
	C				AP	AP	AP	AP			
	B				AP	AP	AP	AP			
	A				AP	AP	AP	AP			
3P + 16S + 3P											



THIS DRAWING IS A CONTROLLED DOCUMENT.

DIMENSIONS: INCHES

TOLERANCES UNLESS OTHERWISE SPECIFIED:

0 PLC	±
1 PLC	±.01
2 PLC	±.01
3 PLC	±.005
4 PLC	±.0020
ANGLES	±.020
FINISH	±.020

MATERIAL: _____

THIS DRAWING IS A CONTROLLED DOCUMENT. DWN: R. GRZYBOWSKI 02MAY05
 CHK: M. PERCHERKE 02MAY05
 APVD: M. PERCHERKE
 PRODUCT SPEC: 108-1973
 APPLICATION SPEC: 114-13038
 WEIGHT: _____

NAME: VERTICAL RECEPTACLE ASSEMBLY WITH GUIDES, MULTI-BEAM XL

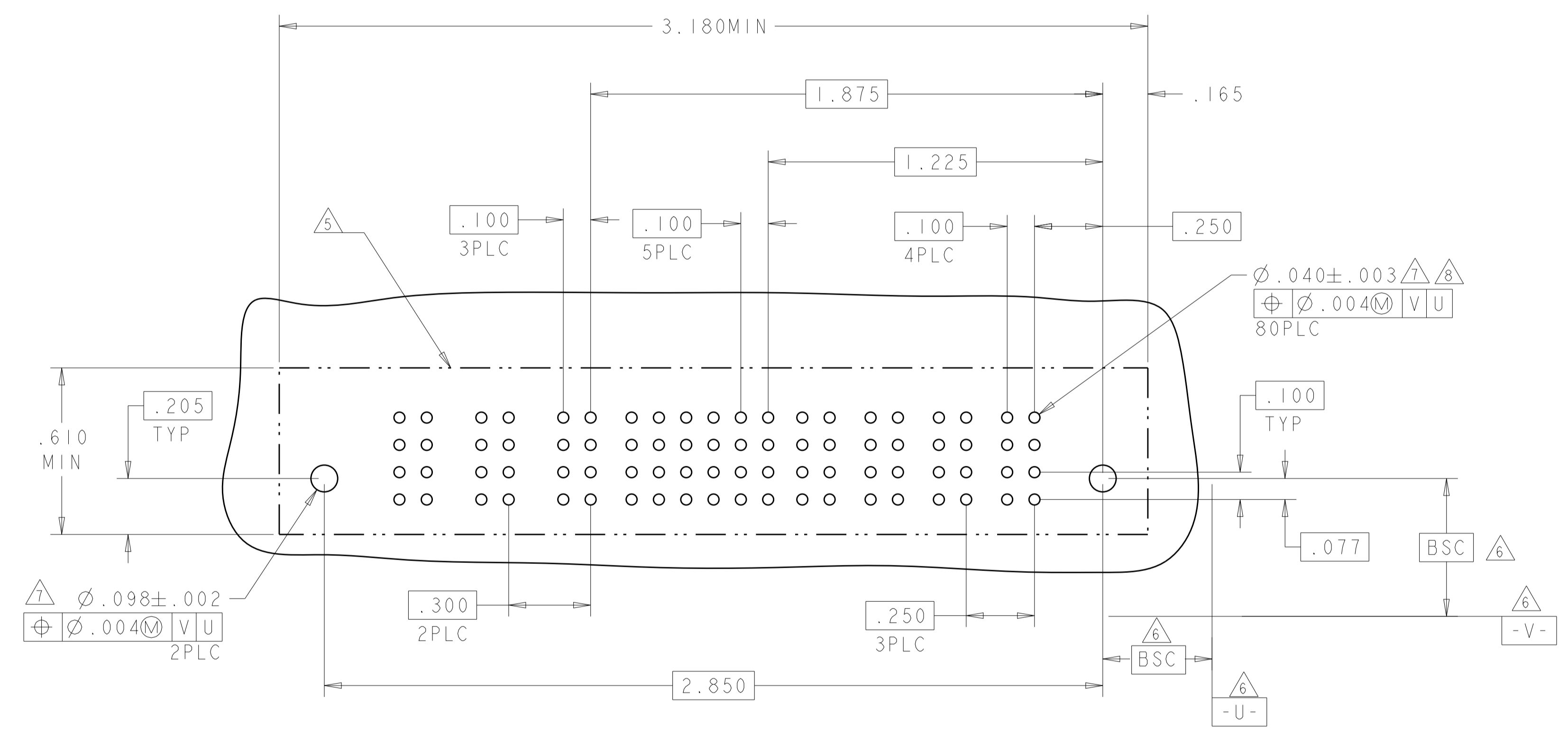
SIZE: A1 CAGE CODE: 6450550 DRAWING NO: 100779

CUSTOMER DRAWING SCALE: 4:1 SHEET: 18 OF 23 REV: U3

TE Connectivity

LOC	DIST	REVISIONS			
ES	00	REV	DATE	BY	APPD
-	-	SEE SHEET 1	-	-	-

PART NUMBER	ROWS	POWER			SIGNAL					POWER				
		P7	P6	P5	6	5	4	3	2	1	P4	P3	P2	P1
7-6450550-0	D C B A	VS	VS	VP	P	P	P	P	P	P	VS	VS	VS	VS
					P	P	P	P	P					
					P	P	P	P	P					
					P	P	P	P	P					
4P + 24S + 3ACP														



THIS DRAWING IS A CONTROLLED DOCUMENT.		OWN: R. GRZYBOWSKI 02MAY05	
DIMENSIONS: INCHES		CHK: M. PERCHERKE 02MAY05	
TOLERANCES UNLESS OTHERWISE SPECIFIED:		APVD: M. PERCHERKE	NAME: VERTICAL RECEPTACLE ASSEMBLY WITH GUIDES, MULTI-BEAM XL
0 PLC ±. 2 PLC ±.01 3 PLC ±.005 4 PLC ±.0020 ANGLES ±2°		PRODUCT SPEC: 108-1973	SIZE: A1
MATERIAL: FINISH:		APPLICATION SPEC: 114-13038	CAGE CODE: 6450550
WEIGHT: CUSTOMER DRAWING		SCALE: 4:1	SHEET 19 OF 23 REV: U3

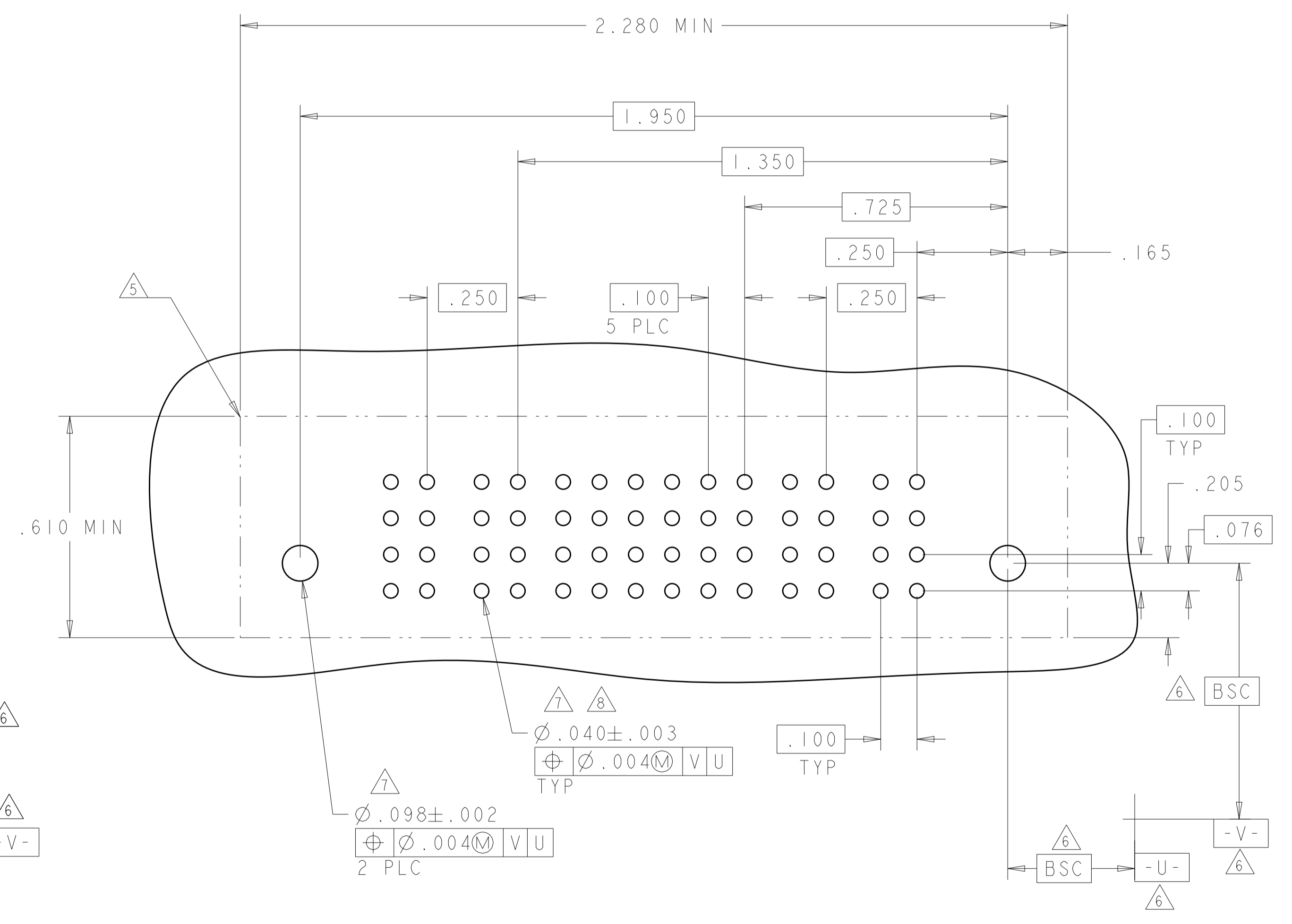
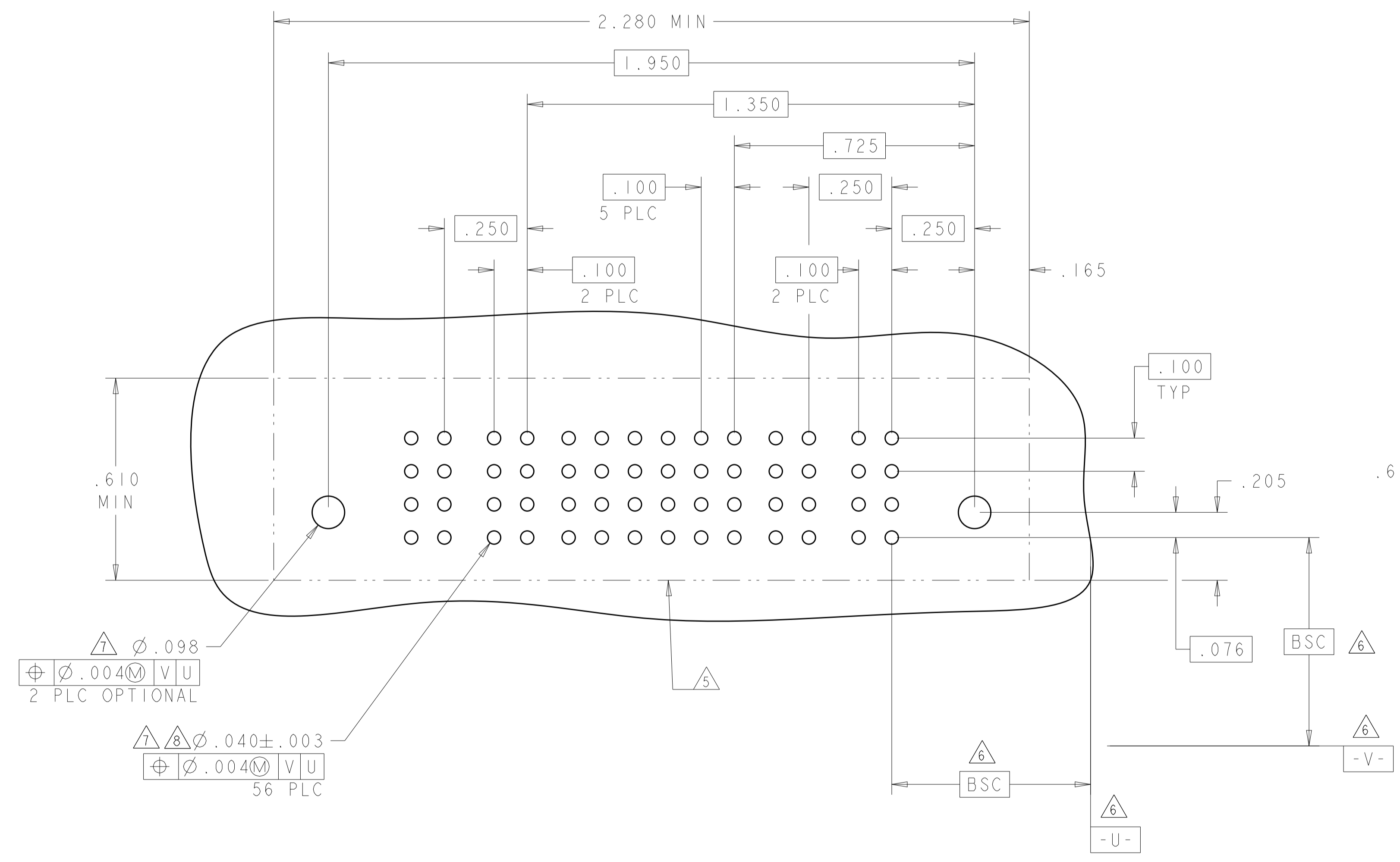
LOC	DIST	REV	DATE	BY	APPV
ES	00				

REVISIONS		DATE	BY	APPV
1	SEE SHEET 1			

ASSY PART NUMBER	ROWS	POWER		SIGNAL						POWER			
		P4	P3	6	5	4	3	2	1	P2	P1		
7-6450550-1	D C B A	GP	GP	AP	AP	AP	AP	AP	AP	AP	AP	GP	GP
				AP	AP	AP	AP	AP	AP	AP	AP		
				AP	AP	AP	AP	AP	AP	AP	AP		
				AP	AP	AP	AP	AP	AP	AP	AP		
2P + 24S + 2P													

T7

PART NUMBER	ROWS	POWER		SIGNAL						POWER			
		P4	P3	6	5	4	3	2	1	P2	P1		
1-6450550-5	D C B A	VS	VS	P	P	P	P	P	P	P	P	VP	VP
				P	P	P	P	P	P	P	P		
				P	P	P	P	P	P	P	P		
				P	P	P	P	P	P	P	P		
2P + 24S + 2P													



THIS DRAWING IS A CONTROLLED DOCUMENT.

DIMENSIONS:	TOLERANCES UNLESS OTHERWISE SPECIFIED:	0 PLC	±
INCHES		1 PLC	±.01
		2 PLC	±.005
		3 PLC	±.002
		4 PLC	±.002
		ANGLES	±.020
		FINISH	±.020

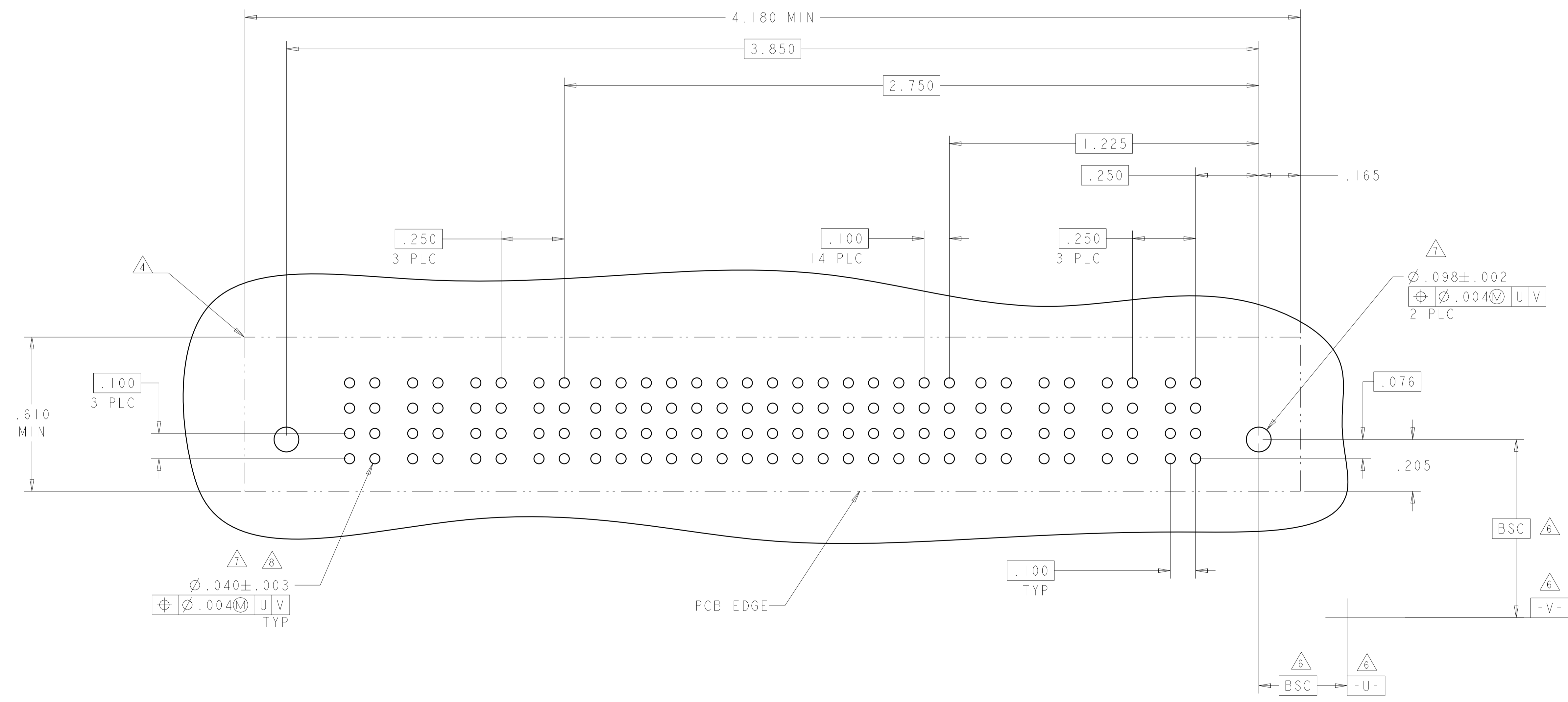
APV: B. GRZYBOWSKI	02MAY05	NAME	VERTICAL RECEPTACLE ASSEMBLY WITH GUIDES, MULTI-BEAM XL
CHK: M. PERCHERKE	02MAY05	PRODUCT SPEC	108-1973
APV: M. PERCHERKE		APPLICATION SPEC	114-13038
APV: M. PERCHERKE		WEIGHT	
APV: M. PERCHERKE		SCALE	4:1
APV: M. PERCHERKE		SHEET	20 OF 23
APV: M. PERCHERKE		REV	U3


STC TE Connectivity

CUSTOMER DRAWING

LOC		DIST		REVISIONS			
P	LTN	DESCRIPTION	DATE	DMN	APVD		
-	-	SEE SHEET 1	-	-	-	-	-

PART NUMBER	ROWS	POWER				SIGNAL														POWER																	
		P8	P7	P6	P5	15	14	13	12	11	10	9	8	7	6	5	4	3	2	1	P4	P3	P2	P1													
7-6450550-2	D C B A	GS	GP	GS	GP	AP	AP	AP	AP	AP	AP	AP	AP	AP	AP	AP	AP	AP	AP	AP	AP	AP	AP	AP	AP	AP	AP	AP	GS	GP	GS	GP					
						AP	AP	AP	AP	AP	AP	AP	AP	AP	AP	AP	AP	AP	AP	AP	AP	AP	AP	AP	AP	AP	AP	AP					AP	AP	AP		
						AP	AP	AP	AP	AP	AP	AP	AP	AP	AP	AP	AP	AP	AP	AP	AP	AP	AP	AP	AP	AP	AP	AP					AP	AP	AP	AP	AP
						AP	AP	AP	AP	AP	AP	AP	AP	AP	AP	AP	AP	AP	AP	AP	AP	AP	AP	AP	AP	AP	AP	AP					AP	AP	AP	AP	AP
4P + 60S + 4P																																					

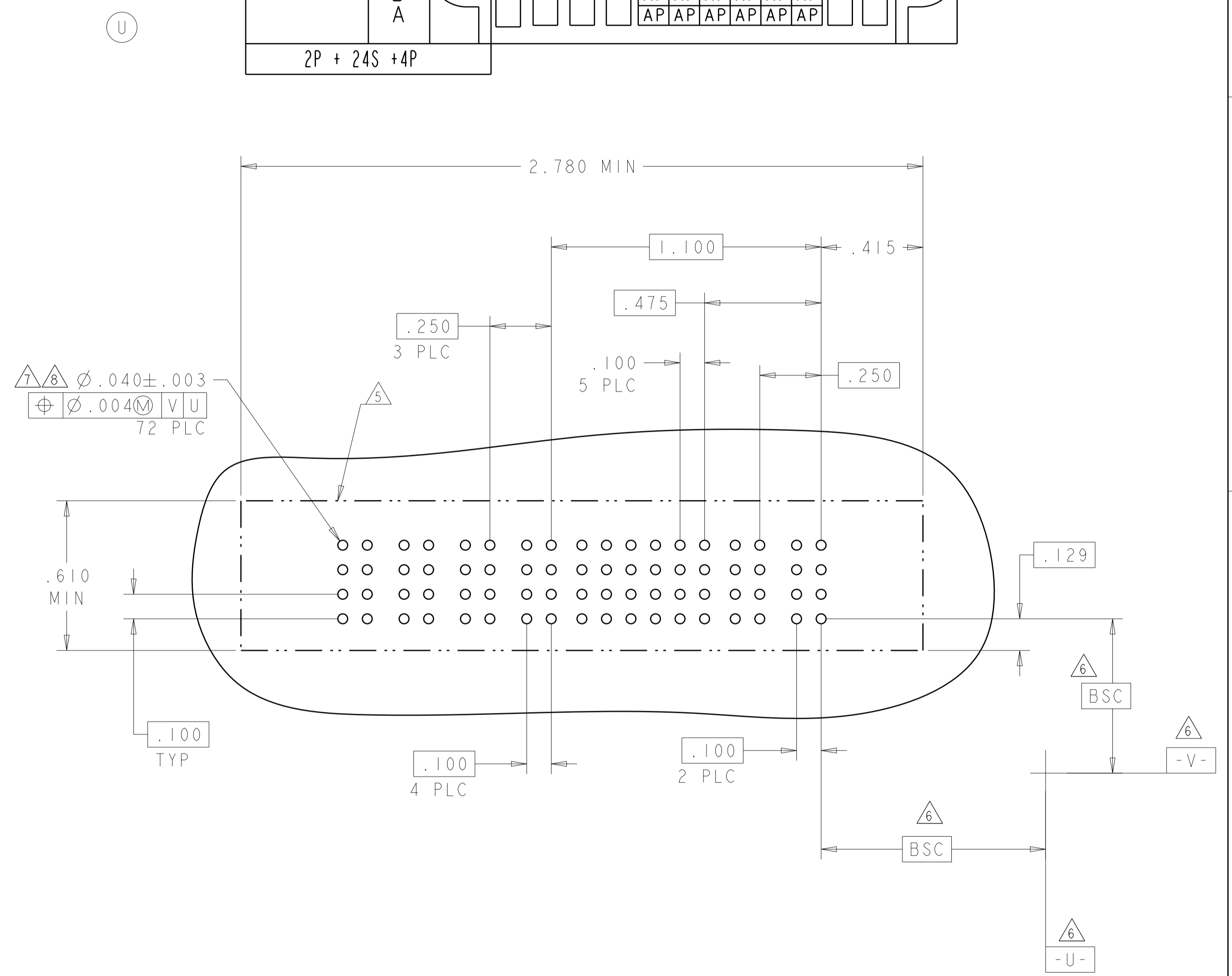
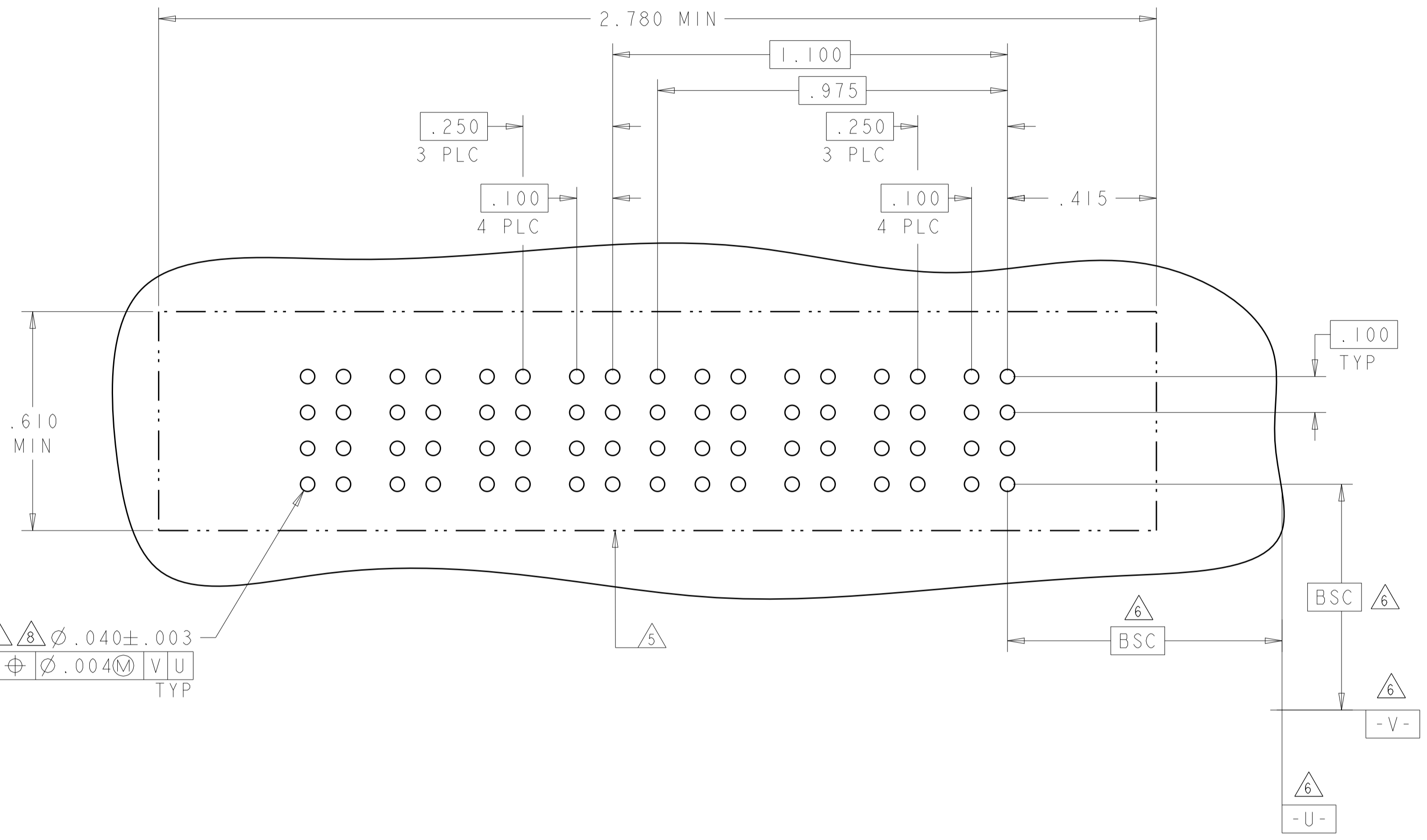


THIS DRAWING IS A CONTROLLED DOCUMENT.		DMN: B.GRZYBOWSKI 02MAY05	 TE Connectivity
DIMENSIONS: INCHES		CHK: M.PERCHEKKE 02MAY05	
TOLERANCES UNLESS OTHERWISE SPECIFIED:		APVD: M.PERCHEKKE	NAME: VERTICAL RECEPTACLE ASSEMBLY WITH GUIDES, MULTI-BEAM XL
0 PLC ±	1 PLC ±.01	PRODUCT SPEC: 108-1973	SIZE: A100779
2 PLC ±.01	3 PLC ±.005	APPLICATION SPEC: 114-13038	CAGE CODE: C=6450550
4 PLC ±.0020	ANGLES ±.2°	WEIGHT: -	SCALE: 4:1
MATERIAL: -	FINISH: -	CUSTOMER DRAWING	SHEET 21 OF 23
REVISIONS: U3			REV: U3

LOC	DIST	REVISIONS			
P	LTN	DESCRIPTION	DATE	DMN	APVD
ES	00	SEE SHEET 1			

PART NUMBER	ROWS	POWER				SIGNAL	POWER			
		P8	P7	P6	P5	I	P4	P3	P2	PI
4-6450550-2	D C B A	GS	GS	GS	GS	AP	GS	GS	GS	GS
						AP				
						AP				
4P + 4S + 4P										

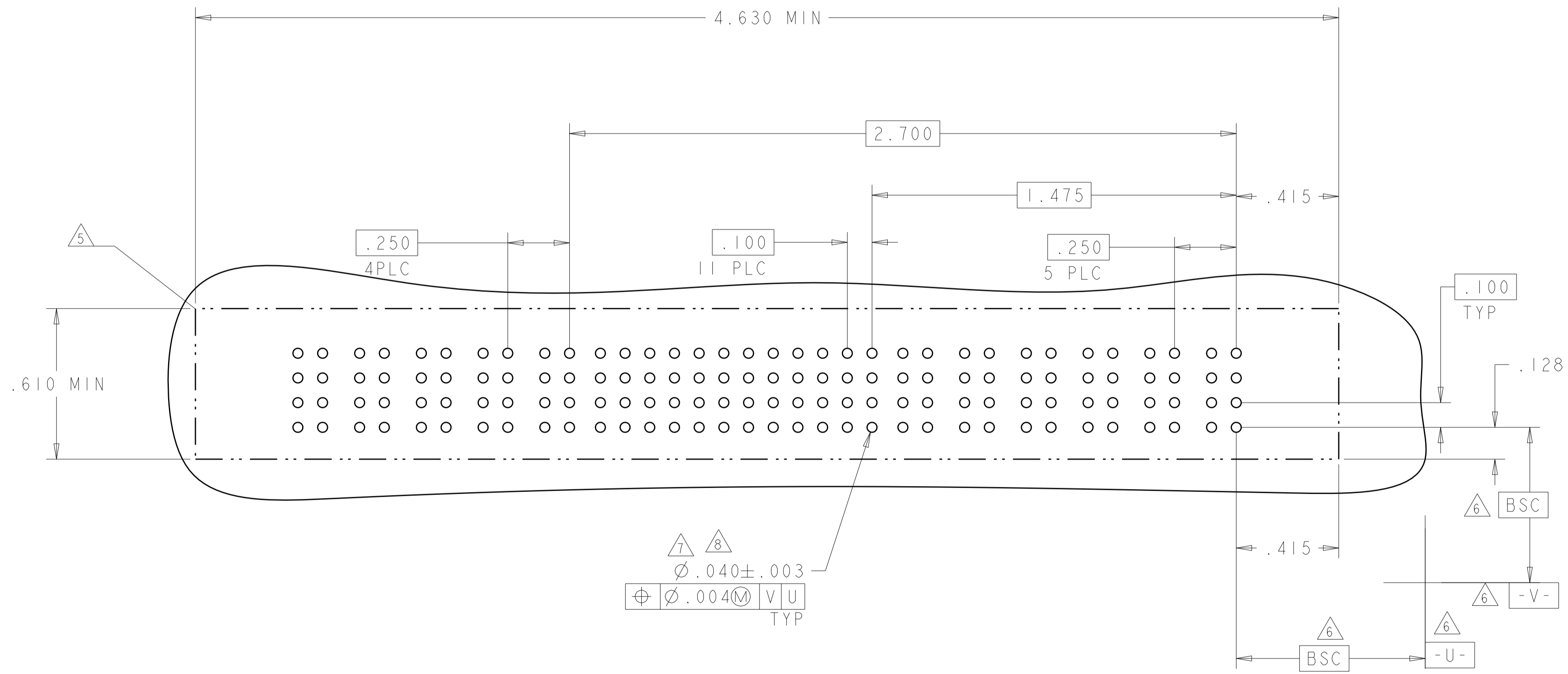
PART NUMBER	ROWS	POWER				SIGNAL						POWER			
		P6	P5	P4	P3	6	5	4	3	2	1	P2	PI		
4-6450550-0	D C B A	GP	GP	GS	GS	AP	AP	AP	AP	AP	AP	AP	AP	GP	GS
						AP	AP	AP	AP	AP	AP	AP			
						AP	AP	AP	AP	AP	AP	AP			
						AP	AP	AP	AP	AP	AP	AP			
2P + 24S + 4P															



THIS DRAWING IS A CONTROLLED DOCUMENT.		DMN: B. GRZYBOWSKI 02MAY05	TE Connectivity
DIMENSIONS: INCHES		CHK: M. PERCHERKE 02MAY05	
TOLERANCES UNLESS OTHERWISE SPECIFIED:		APVD: M. PERCHERKE	NAME: VERTICAL RECEPTACLE ASSEMBLY WITH GUIDES, MULTI-BEAM XL
0 PLC ±. 1 PLC ±.01 2 PLC ±.01 3 PLC ±.005 4 PLC ±.002 ANGLES ±.020 FINISH		PRODUCT SPEC: 108-1973	SIZE: A1
MATERIAL		APPLICATION SPEC: 114-13038	CAGE CODE: 6450550
		WEIGHT	RESTRICTED TO
		CUSTOMER DRAWING	SCALE: 4:1 SHEET 22 OF 23 REV: U3

LOC	DIST	REVISIONS			
P	LTN	DESCRIPTION	DATE	DMN	APVD
-	-	SEE SHEET 1	-	-	-

PART NUMBER	ROWS	POWER					SIGNAL										POWER																		
		P11	P10	P9	P8	P7	12	11	10	9	8	7	6	5	4	3	2	1	P6	P5	P4	P3	P2	P1											
7-6450550-3	D C B A	GS	GS	GS	GS	GS	AP	AP	AP	AP	AP	AP	AP	AP	AP	AP	AP	AP	AP	AP	AP	AP	AP	AP	GP	GP	GP	GP	GP	GP					
							AP	AP	AP	AP	AP	AP	AP	AP	AP	AP	AP	AP	AP	AP	AP	AP	AP	AP	AP	AP	AP	AP	GP	GP	GP	GP	GP	GP	
							AP	AP	AP	AP	AP	AP	AP	AP	AP	AP	AP	AP	AP	AP	AP	AP	AP	AP	AP	AP	AP	AP	AP	GP	GP	GP	GP	GP	GP
							AP	AP	AP	AP	AP	AP	AP	AP	AP	AP	AP	AP	AP	AP	AP	AP	AP	AP	AP	AP	AP	AP	AP	GP	GP	GP	GP	GP	GP
6P + 48S + 5P																																			



THIS DRAWING IS A CONTROLLED DOCUMENT.		DMN: R. GRZYBOWSKI 02MAY05	
DIMENSIONS: INCHES		CHK: M. PERCHERKE 02MAY05	
TOLERANCES UNLESS OTHERWISE SPECIFIED: 0 PLC ±. 1 PLC ±.01 2 PLC ±.01 3 PLC ±.005 4 PLC ±.0020 ANGLES ±.7°		APVD: M. PERCHERKE	NAME: VERTICAL RECEPTACLE ASSEMBLY WITH GUIDES, MULTI-BEAM XL
MATERIAL: FINISH:		PRODUCT SPEC: 108-1973	RESTRICTED TO:
		APPLICATION SPEC: 114-13038	SIZE: A1
		WEIGHT: -	CAGE CODE: 6450550
		CUSTOMER DRAWING	SCALE: 4:1 SHEET 23 OF 23 REV: U3