


Series 850

PCB connectors 1.27 mm
Single row / double row
Surface mount






Ultraminiature PCB receptacles, surface mount



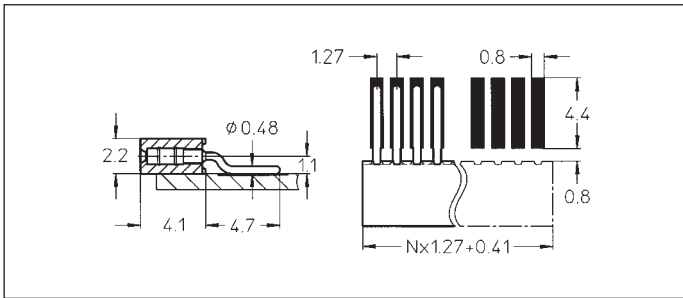
Grid spacing 1.27×1.27 mm
Receptacles for pins Ø 0.35–0.45 mm

For corresponding connectors see pages 13, 14 and 15

| Platings | Sleeve  | Clip  | Pin  |
|----------|--|--|---|
| 91 | 5 µm Sn Pb | 0.25 µm Au | |
| 93 | 5 µm Sn Pb | 0.75 µm Au | |
| 99 | 5 µm Sn Pb | 5 µm Sn Pb | |

Ordering information

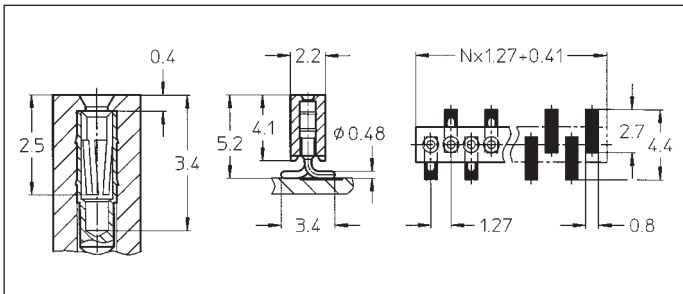
Replace **xxx** with the number of poles, e.g. 853-91-**xxx**-30-001 for a double row version with 8 pins per row becomes:
853-91-**016**-30-001



- 851-91-xxx-40-001
- 851-93-xxx-40-001
- 851-99-xxx-40-001

SMD receptacle: single row, parallel mount

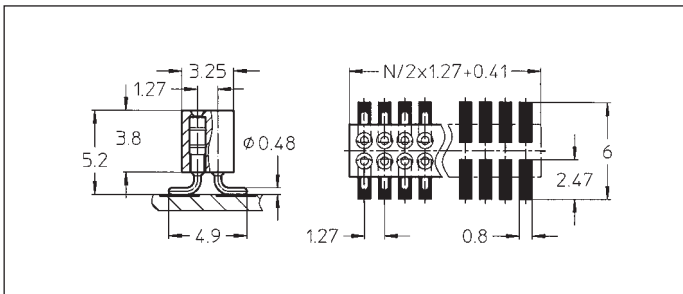
Availability from: 1 to 50 contacts
Standard number of contacts 25 and 50



- 851-91-xxx-30-001
- 851-93-xxx-30-001
- 851-99-xxx-30-001

SMD receptacle: single row, perpendicular mount

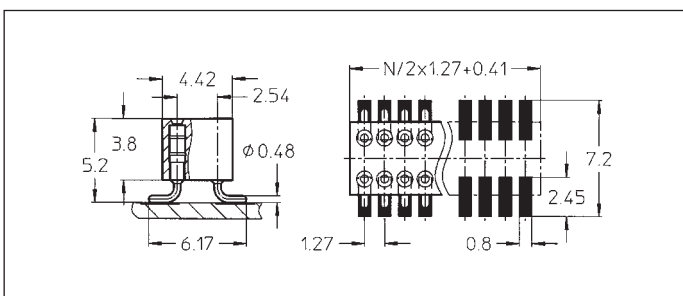
Availability from: 3 to 50 contacts
Standard number of contacts single row: 25 and 50



- 853-91-xxx-30-001
- 853-93-xxx-30-001
- 853-99-xxx-30-001

SMD receptacle: double row, perpendicular mount

Availability from: 4 to 100 contacts
Standard number of contacts 50 and 100



- 853-91-xxx-30-002
- 853-93-xxx-30-002
- 853-99-xxx-30-002

SMD receptacle: double row with 2.54 mm distance, perpendicular row to row mount

Availability from: 4 to 100 contacts
Standard number of contacts 100
On request with positioning pins