



# MMBT5551

## NPN HIGH VOLTAGE TRANSISTOR

**VOLTAGE** 160 Volts **POWER** 250 mWatts

### FEATURES

- NPN Silicon, planar design
- Collector-emitter voltage  $V_{CE} = 160V$
- Collector current  $I_C = 300mA$
- Lead free in comply with EU RoHS 2002/95/EC directives.
- Green molding compound as per IEC61249 Std. . (Halogen Free)

### MECHANICAL DATA

- Case: SOT-23, Plastic
- Terminals: Solderable per MIL-STD-750, Method 2026
- Approx. Weight: 0.0003 ounces, 0.0084 grams
- Marking: M51

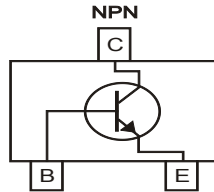
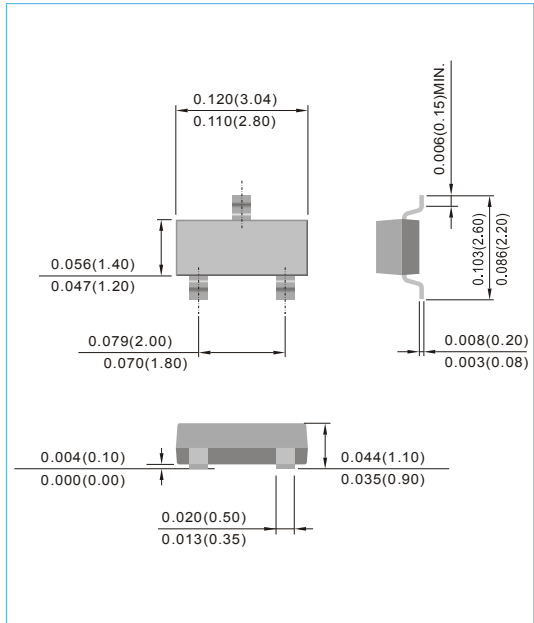


Fig.34(TOP VIEW)

### SOT-23

Unit : inch(mm)



### ABSOLUTE MAXIMUM RATINGS ( $T_A=25^{\circ}C$ unless otherwise noted)

PARAMETER	SYMBOL	VALUE	UNITS
Collector - Emitter Voltage	$V_{CEO}$	160	V
Collector - Base Voltage	$V_{CBO}$	180	V
Emitter - Base Voltage	$V_{EBO}$	6	V
Collector Current Continuous	$I_C$	300	mA

### THERMAL CHARACTERISTICS ( $T_A=25^{\circ}C$ unless otherwise noted)

PARAMETER	SYMBOL	VALUE	UNITS
Max Power Dissipation (Note 1)	$P_D$	250	mW
Thermal Resistance ,Junction to Ambient (Note 1)	$R_{\theta JA}$	325	$^{\circ}C/W$
Operating Junction Temperature and Storage Temperature Range	$T_J, T_{STG}$	-55 to +150	$^{\circ}C$

NOTES:

1. Mounted on FR-4 PCB, single sided copper, mini pad.



# MMBT5551

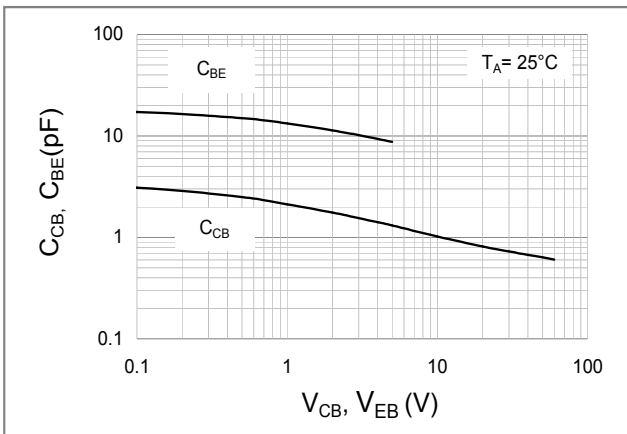
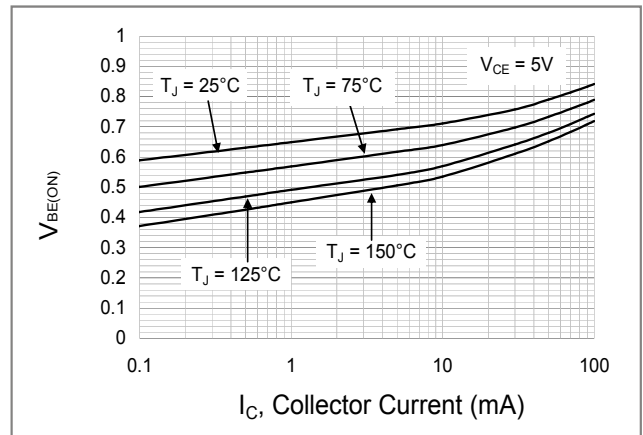
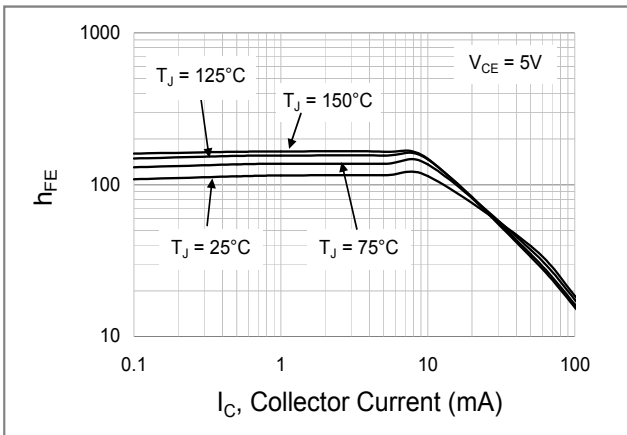
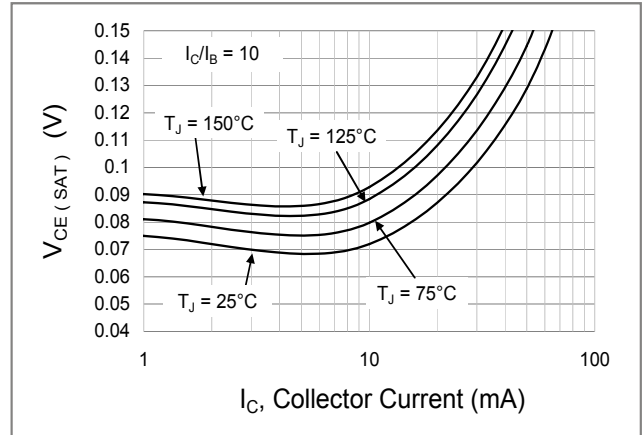
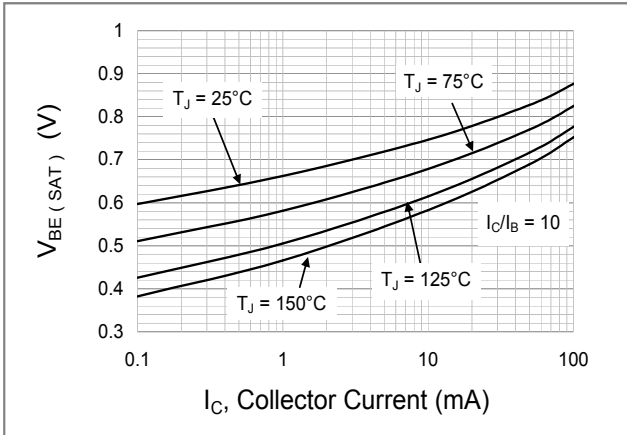
## ELECTRICAL CHARACTERISTICS (T<sub>A</sub>=25°C unless otherwise noted)

PARAMETER	SYMBOL	TEST CONDITION	MIN.	TYP.	MAX.	UNITS
Collector - Emitter Breakdown Voltage	V <sub>(BR)CEO</sub>	I <sub>C</sub> =1mA, I <sub>B</sub> =0A	160	-	-	V
Collector - Base Breakdown Voltage	V <sub>(BR)CBO</sub>	I <sub>C</sub> =100μA, I <sub>E</sub> =0A	180	-	-	V
Emitter - Base Breakdown Voltage	V <sub>(BR)EBO</sub>	I <sub>E</sub> =10μA, I <sub>C</sub> =0A	6	-	-	V
Collector - Base Cut-off Current	I <sub>CBO</sub>	V <sub>CB</sub> =120V, I <sub>E</sub> =0A	-	-	50	nA
Emitter - Base Cut-off Current	I <sub>EBO</sub>	V <sub>EB</sub> =4V, I <sub>C</sub> =0A	-	-	50	nA
DC Current Gain	h <sub>FE</sub>	V <sub>CE</sub> =5V, I <sub>C</sub> =1mA V <sub>CE</sub> =5V, I <sub>C</sub> =10mA V <sub>CE</sub> =5V, I <sub>C</sub> =50mA	80 80 30	- - -	- 250 -	-
Collector - Emitter Saturation Voltage	V <sub>CE(SAT)</sub>	I <sub>C</sub> =10mA, I <sub>B</sub> =1mA I <sub>C</sub> =50mA, I <sub>B</sub> =5mA	- -	- -	150 200	mV
Base - Emitter Saturation Voltage	V <sub>BE(SAT)</sub>	I <sub>C</sub> =10mA, I <sub>B</sub> =1mA I <sub>C</sub> =50mA, I <sub>B</sub> =5mA	- -	- -	1 1	V
Collector-Base Capacitance	C <sub>CBO</sub>	V <sub>CB</sub> =10V, I <sub>E</sub> =0A, f=1MHz	-	-	6	pF
Emitter-Base Capacitance	C <sub>EBO</sub>	V <sub>EB</sub> =500mV, I <sub>C</sub> =0A, f=1MHz	-	-	30	pF
Transition frequency	F <sub>T</sub>	I <sub>C</sub> =10mA, V <sub>CE</sub> =10V, f=100MHz	100	-	300	MHz



# MMBT5551

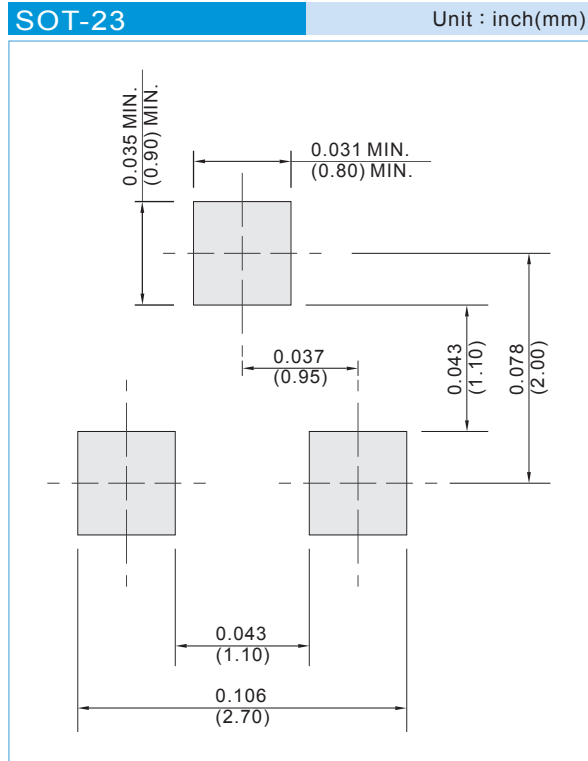
## RATING AND CHARACTERISTIC CURVES





# MMBT5551

## MOUNTING PAD LAYOUT



## ORDER INFORMATION

- Packing information
  - T/R - 12K per 13" plastic Reel
  - T/R - 3K per 7" plastic Reel



# MMBT5551

## Part No\_packing code\_Version

MMBT5551\_R1\_00001

MMBT5551\_R2\_00001

For example :

**RB500V-40\_R2\_00001**



Packing Code <b>XX</b>				Version Code <b>XXXXX</b>		
Packing type	1 <sup>st</sup> Code	Packing size code	2 <sup>nd</sup> Code	HF or RoHS	1 <sup>st</sup> Code	2 <sup>nd</sup> ~5 <sup>th</sup> Code
Tape and Ammunition Box (T/B)	<b>A</b>	N/A	<b>0</b>	<b>HF</b>	<b>0</b>	serial number
Tape and Reel (T/R)	<b>R</b>	7"	<b>1</b>	<b>RoHS</b>	<b>1</b>	serial number
Bulk Packing (B/P)	<b>B</b>	13"	<b>2</b>			
Tube Packing (T/P)	<b>T</b>	26mm	<b>X</b>			
Tape and Reel (Right Oriented) (TRR)	<b>S</b>	52mm	<b>Y</b>			
Tape and Reel (Left Oriented) (TRL)	<b>L</b>	PANASERT T/B CATHODE UP (PBCU)	<b>U</b>			
FORMING	<b>F</b>	PANASERT T/B CATHODE DOWN (PBCD)	<b>D</b>			



## MMBT5551

### Disclaimer

- Reproducing and modifying information of the document is prohibited without permission from Panjit International Inc..
- Panjit International Inc. reserves the rights to make changes of the content herein the document anytime without notification. Please refer to our website for the latest document.
- Panjit International Inc. disclaims any and all liability arising out of the application or use of any product including damages incidentally and consequentially occurred.
- Panjit International Inc. does not assume any and all implied warranties, including warranties of fitness for particular purpose, non-infringement and merchantability.
- Applications shown on the herein document are examples of standard use and operation. Customers are responsible in comprehending the suitable use in particular applications. Panjit International Inc. makes no representation or warranty that such applications will be suitable for the specified use without further testing or modification.
- The products shown herein are not designed and authorized for equipments requiring high level of reliability or relating to human life and for any applications concerning life-saving or life-sustaining, such as medical instruments, transportation equipment, aerospace machinery et cetera. Customers using or selling these products for use in such applications do so at their own risk and agree to fully indemnify Panjit International Inc. for any damages resulting from such improper use or sale.
- Since Panjit uses lot number as the tracking base, please provide the lot number for tracking when complaining.