

LDO06C Series

30 Watts

Data Sheet


Total Power: 30 Watts
Input Voltage: 3 - 13.8 Vdc
of Outputs: Single

SPECIAL FEATURES

- 6 A output current rating
- Input voltage range: 3 - 13.8 Vdc
- Adjustable output voltage: 0.59 - 5.1 V
- Optional factory setting with power good
- Excellent transient response
- Power enable
- Minimum airflow
- Small package
- Termination voltage capability
- RoHS compliant

SAFETY

- UL, cUL 60950-1
- TÜV Product Service (EN60950)
- CE



Electrical Specifications

Input		
Input voltage range		3 - 13.8 Vdc
Input current	Minimum load Remote OFF	50 mA 5 mA
Input current (max.)	See Note 3	6 A @ I _o max.
Start-up time	Power up Remote ON/OFF	3 ms 2 ms
Output		
Output voltage	See Note 5	0.59 - 5.1 V
Output setpoint accuracy	0.1% trim resistors	±1.0%
Line regulation	Low line to high line	±0.2%
Load regulation	Full load to min. load	±0.5%
Min./max. load		0 A/6 A
Overshoot	At turn-on	0.5% max.
Undershoot	At turn-off	100 mV max.
Ripple and noise 5 Hz to 20 MHz	See Note 1	20 mV V _{in} = 5 V, V _{out} = 2.5 V
Transient response	See Note 1, 2	130 mV max. deviation 15 μs recovery to within regulation band
General		
Efficiency (high input)	V _{in} = 5 V, V _o = 2.5 V, I _o = 6 A	92%
Switching frequency	Fixed	760 kHz
Material flammability		UL94V-0
Weight		1.899 g (0.067 oz.)
MTBF	12 V @ 40 °C, 100% load Bellcore 332	8,222,210 hours
Coplanarity	Surface mount models	150 μm

Environmental Specifications

Thermal performance	Operating ambient temperature	-40 °C to +85 °C
See Note 5	Non-operating ambient temperature	-40 °C to +125 °C
Protection		
Short-circuit	Hiccup, non-latching	
Oversoltage protection	Hiccup, non-latching	
Recommended System Capacitance		
Input	See Note 6	0 μ F
Output	See Note 7	0 μ F

Ordering Information

Model Number ^(3,5)	Output Power (Max.)	Input Voltage	Output Voltage	Output Current (Min.)	Output Current (Max.)	Efficiency (Typical)	Regulation	
							Line	Load
LDO06C-005W05-VJ	30 W	3 - 13.8 Vdc	0.59 - 5.1 V	0 A	6 A	92%	\pm 0.2%	\pm 0.5%
LDO06C-005W05-HJ	30 W	3 - 13.8 Vdc	0.59 - 5.1 V	0 A	6 A	92%	\pm 0.2%	\pm 0.5%
LDO06C-005W05-SJ	30 W	3 - 13.8 Vdc	0.59 - 5.1 V	0 A	6 A	92%	\pm 0.2%	\pm 0.5%

Part Number System with Options

Product Family	Rated Output Current	Performance	Input Voltage	Number of Pins Type of Output	Output Voltage	Mounting Option	Custom Option	RoHS Compliance
LDO	06	C	00	5W	05	V	X	J
Product Family LDO = LDO Series	Rated Output Current 06 = 6 Amp	Performance C = Cost Optimized	Input Voltage 00 = 3 - 13.8 V	Type of Output 5 W = 5 Pins and Wide Output	Output Voltage 05 = 0.59 - 5.1 V	Mounting Option V = Vertical H = Horizontal S = Horizontal SMT VS = Vertical SMT	Custom Option	RoHS Compliance J = Pb free (RoHS 6/6 compliant)

Output Voltage Adjustment of the LDO06C Series

The ultra-wide output voltage trim range offers major advantages to users who select the LDO06C series. It is no longer necessary to purchase a variety of modules in order to cover different output voltages. The output voltage can be trimmed in a range of 0.59 - 5.1 Vdc. When the LDO06C converter leaves the factory, the output has been adjusted to the default voltage of 0.59 V.

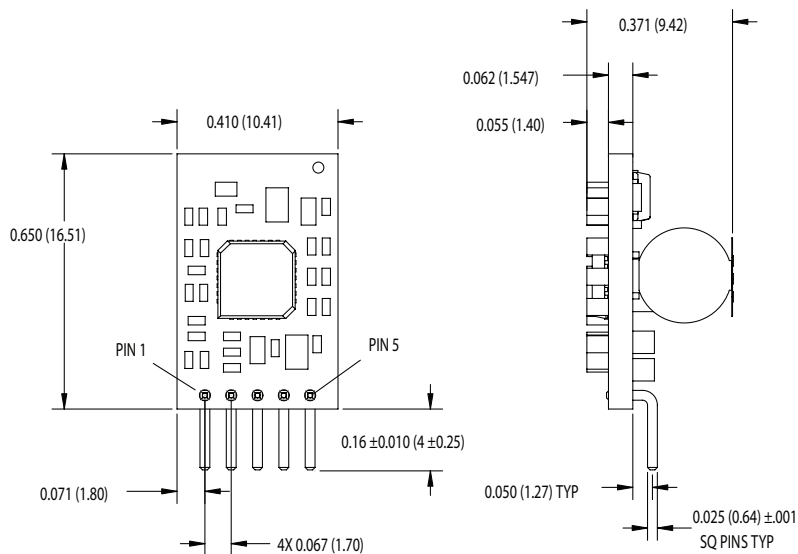
Notes:

1. Measured as per recommended system capacitance. See Technical Reference Note.
2. $di/dt = 10 \text{ A}/\mu\text{s}$, $V_{in} = \text{Nom}$, $T_c = 25 \text{ }^\circ\text{C}$, load change = 0.50 I_o to full I_o and full I_o to 0.50.
3. External input fusing is recommended.
4. Additional part numbers may be available with different output voltages.
5. Airflow dependent, 100 LFM minimum required.
6. No capacitors needed for ripple current stability.
7. No capacitors needed for stability.
8. NOTICE: Some models do not support all options. Please contact your local Artesyn Embedded Technologies representative or use the on-line model number search tool at <http://www.Artesyn.com/power> to find a suitable alternative.

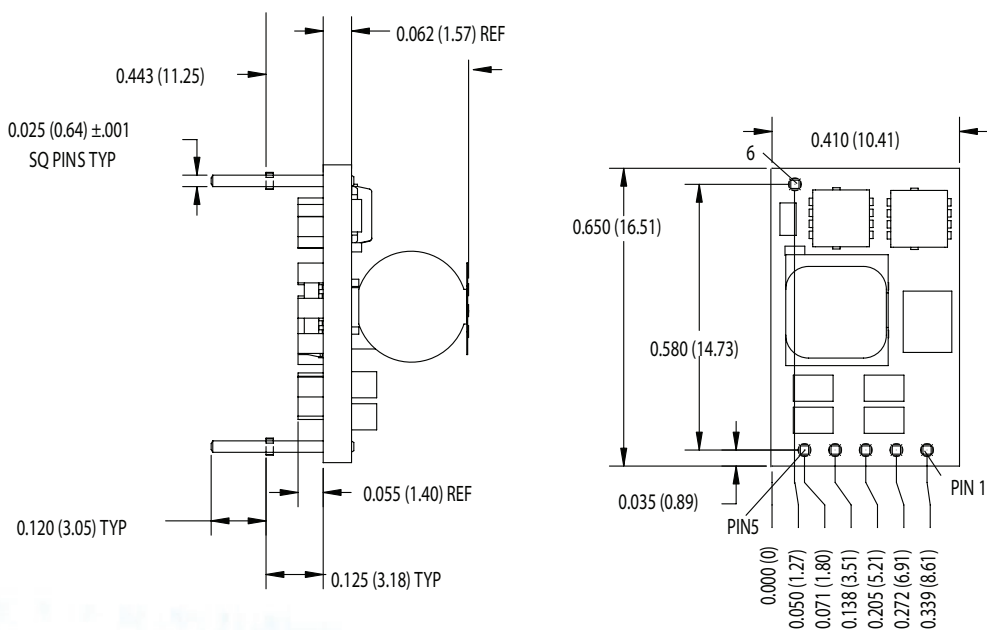
Mechanical Drawings

Vertical Mount

Dimensions in inches (mm). Tolerances (unless otherwise specified) 2 Places ± 0.030 (± 0.76) 3 Places ± 0.010 (± 0.25)

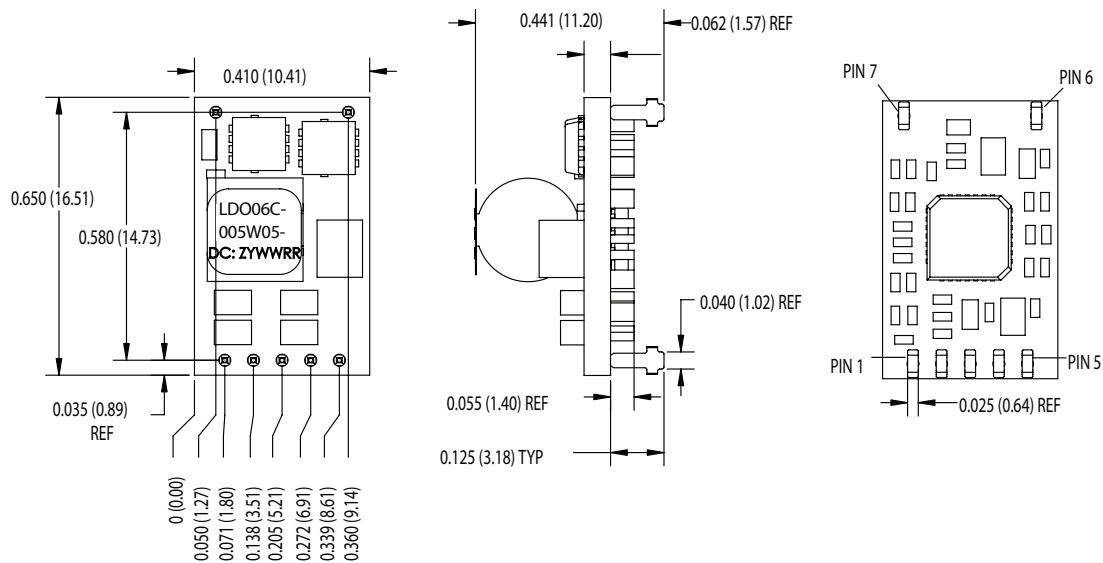


Horizontal Mount



Mechanical Drawings

Surface Mount



Pin Assignments	
<i>Single Output</i>	
1	Enable
2	Vin
3	Common/RTN
4	Vout
5	PG/Trim
6	Mech Pin (Horz/SMT only)
7	Mech Pin (Horz/SMT only)

WORLDWIDE OFFICES

Americas

2900 S.Diablo Way
Tempe, AZ 85282
USA
+1 888 412 7832

Europe (UK)

Waterfront Business Park
Merry Hill, Dudley
West Midlands, DY5 1LX
United Kingdom
+44 (0) 1384 842 211

Asia (HK)

14/F, Lu Plaza
2 Wing Yip Street
Kwun Tong, Kowloon
Hong Kong
+852 2176 3333

ARTESYN[™]
EMBEDDED TECHNOLOGIES

www.artesyn.com

While every precaution has been taken to ensure accuracy and completeness in this literature, Artesyn Embedded Technologies assumes no responsibility, and disclaims all liability for damages resulting from use of this information or for any errors or omissions. Artesyn Embedded Technologies, Artesyn and the Artesyn Embedded Technologies logo are trademarks and service marks of Artesyn Embedded Technologies, Inc. All other names and logos referred to are trade names, trademarks, or registered trademarks of their respective owners. © 2015 Artesyn Embedded Technologies, Inc.

For more information: www.artesyn.com/power
For support: productsupport.ep@artesyn.com